

MID-CONTINENT ENERGY EXCHANGE

Oil & Gas Asset Auctions



Data Packet

Ryan, Newton, Dobby

Mineral/Royalty Interest in
Howard County, TX

In this Document:

[Lot Summary](#)

[Income and Expenses](#)

[Production](#)

[Maps](#)

[Outgoing Conveyance](#)



Summary

Lot Summary

Lease Name: Ryan, Newton, Dobby

County/State: Howard, TX

Asset Type: Mineral/Royalty Interest

Legal Description: Tract 1: South Half of the North Half (S/2 N/2) of Section 6, A-1322, Certificate 2/87, Block 32, T-1-N, T&P RR. Co. Survey, Howard County, Texas, containing 162.35 acres, more or less;
Tract 2: The North Half of the North Half (N/2 N/2) of Section 6, Block 32, T-1-N, T&P RR. Co. Survey, Howard County, Texas, containing 160.72 acres, more or less.

Net Monthly Income: \$203.14

Operator: Ovintiv USA, Inc.

Property/Well Name	API Number	Owner - RI	Conveyed 1/6th
Dobby 43D 1HF	42-227-41583	0.00008160	0.00001360
Dobby 43E 2HJ	42-227-41584	0.00007961	0.00001327
Dobby 43F 3HK	42-227-41585	0.00007884	0.00001314
Dobby 43F 5HJ	42-227-41588	0.00007964	0.00001327
Dobby 43G 6HF	42-227-41592	0.00008153	0.00001359
Dobby 43G 7HK	42-227-41593	0.00007875	0.00001313
Dobby 43X 8HJ	42-227-41594	0.00007946	0.00001324
Newton 43A	42-227-39262*	1HE: 0.00001997	1HE:0.00000333
		2HK: 0.00001992	2HK:0.00000332
Newton 43B	42-227-39267*	3HJ: 0.00001982	3HJ:0.00000330
		4HE: 0.00001949	2HK:0.00000325
Newton 43BK	42-227-39269*	0.00001953	0.00000326
Newton 43C 6HJ	42-227-39274	0.00001952	0.00000325
Ryan 6 1	42-227-36894	0.00011718	0.00001953

*Multiple APIs

Disclaimer: Bidders must conduct their own due diligence prior to bidding at the auction. Bidders shall rely upon their own evaluations of the properties and not upon any representation either oral or written provided here. This is a summary of information provided by the seller to Mid-Continent Energy Exchange.



Income and Expenses

Summary

6 months income info

Net Income: \$1,218.83

Per Month: \$203.14

Royalty Revenue - November 2022-April 2023

Property/Well Name	6 Month Total	Conveyed 1/6
Dobby 43D 1HF	\$588.61	\$98.10
Dobby 43E 2HJ	\$943.28	\$157.21
Dobby 43F 3HK	\$1,265.15	\$210.86
Dobby 43F 5HJ	\$1,410.59	\$235.10
Dobby 43G 6HF	\$636.89	\$106.15
Dobby 43G 7HK	\$1,383.18	\$230.53
Dobby 43X 8HJ	\$1,031.75	\$171.96
Newton 43A 1HE	\$10.93	\$1.82
Newton 43A 2HK	\$14.16	\$2.36
Newton 43B 3HJ	\$9.84	\$1.64
Newton 43BK 4HE	\$6.46	\$1.08
Newton 43BK 5HK	\$5.16	\$0.86
Newton 43C 6HJ	\$9.95	\$1.66
Ryan 6 1	\$0.00	\$0.00
6 Month Total	\$7,312.98	\$1,218.83
Monthly Average	\$1,218.83	\$203.14



Revenue Statement

Owner**Operator****Check**

OVINTIV USA INC
370 17TH ST STE 1700
DENVER, CO 80202-5632
1-866-917-3700
ovintiv@ownerrelationsupport.com

Check Number 2627081
Check Amount -
Check Date April 20, 2023
Check Type ACH

Copyright Notice

© 2023 Enverus. All rights reserved. Unauthorized use prohibited.

Data, reports, user interface, software and other content which is accessed by users through EnergyLink constitutes copyright protected content owned by Enverus. Any unauthorized copying, scraping, downloading, retransmission, redistribution, reproduction, republishing or other duplication or modification of copyright protected content is a violation of Canadian and US federal copyright laws and may be subject to legal action. Other than downloading of PDF copies of processed invoices for use in an unmodified format by authorized users, no one has permission to copy, scrape, download, retransmit, redistribute, reproduce, republish, duplicate, modify or make public for commercial use this copyright protected content, in any form, without the express written permission of Enverus.



EnergyLink can provide this data in Excel, CDEX, or any other requested format.
Visit <https://www.energylink.com/Features> to find out more information or call EnergyLink Support at 1-888-573-3364.



		Production Date	Property Values				Owner Share			
			BTU	Volume	Price	Value	Owner Interest	Distribution Interest	Volume	Value
Property:	79198	RYAN 6 #1, State: TX, County: HOWARD								
GAS (MCF)										
	ROYALTY INTEREST	Feb 23	1.2440	87.36	2.93	255.85	0.00234375	0.00234375	0.20	0.59
	PROCESSING	Feb 23				(0.77)	0.00234375	0.00234375		0.00
	TREATING	Feb 23				(0.70)	0.00234375	0.00234375		0.00
	TRANSPORTATION - FUEL	Feb 23				(0.06)	0.00234375	0.00234375		0.00
	GATHERING	Feb 23				(0.67)	0.00234375	0.00234375		0.00
	TRANSPORTATION (EMUS)	Feb 23				(0.88)	0.00234375	0.00234375		0.00
	PROCESSING FUEL	Feb 23				(0.50)	0.00234375	0.00234375		0.00
	ENVIRONMENTAL TAX (GAS)	Feb 23				(0.06)	0.00234375	0.00234375		0.00
	PRODUCTION TAX	Feb 23				(18.89)	0.00234375	0.00234375		(0.05)
			Total GAS (MCF)						0.20	0.54
PLANT PRODUCTS (BBLs)										
	ROYALTY INTEREST	Feb 23		0.65	29.15	18.95	0.00234375	0.00234375	0.00	0.05
	PROCESSING	Feb 23				(2.84)	0.00234375	0.00234375		(0.01)
	PRODUCTION TAX	Feb 23				(1.07)	0.00234375	0.00234375		0.00
			Total PLANT PRODUCTS (BBLs)						0.00	0.04
			Total Property							0.58

Represented Unit of Measure: Gas = MCFs, Plant Products = BBLs, Oil = BBLs

Generated on Monday, May 1, 2023 2:57 PM

© 2023 Enverus. All rights reserved. Unauthorized use prohibited.

	Owner Gross Value	Owner Deductions	Owner Taxes	Non Revenue Deductions	Owner Net Value
Check Total	-	-	22	-	-
Year to Date	-	-	UU	-	-

7PUR7V3
T,RTU3



Revenue Statement

Owner

-
-
-
-

Operator

OVINTIV USA INC
370 17TH ST STE 1700
DENVER, CO 80202-5632
1-866-917-3700
ovintiv@ownerrelationsupport.com

Check

Check Number	2627081
Check Amount	-
Check Date	April 20, 2023
Check Type	ACH

Copyright Notice

© 2023 Enverus. All rights reserved. Unauthorized use prohibited.

Data, reports, user interface, software and other content which is accessed by users through EnergyLink constitutes copyright protected content owned by Enverus. Any unauthorized copying, scraping, downloading, retransmission, redistribution, reproduction, republishing or other duplication or modification of copyright protected content is a violation of Canadian and US federal copyright laws and may be subject to legal action. Other than downloading of PDF copies of processed invoices for use in an unmodified format by authorized users, no one has permission to copy, scrape, download, retransmit, redistribute, reproduce, republish, duplicate, modify or make public for commercial use this copyright protected content, in any form, without the express written permission of Enverus.



EnergyLink can provide this data in Excel, CDEX, or any other requested format.
Visit <https://www.energylink.com/Features> to find out more information or call EnergyLink Support at 1-888-573-3364.



		Production Date	Property Values				Owner Share			
			BTU	Volume	Price	Value	Owner Interest	Distribution Interest	Volume	Value
Property: 82758		NEWTON 43A 1HE, State: TX, County: HOWARD								
GAS (MCF)										
	ROYALTY INTEREST	Feb 23	1.3380	5,046.94	2.33	11,746.40	0.00039957	0.00039957	2.02	4.69
	PROCESSING	Feb 23				(1,066.03)	0.00039957	0.00039957		(0.42)
	TREATING	Feb 23				(1,149.20)	0.00039957	0.00039957		(0.46)
	TRANSPORTATION - FUEL	Feb 23				(126.19)	0.00039957	0.00039957		(0.05)
	GATHERING	Feb 23				(1,158.97)	0.00039957	0.00039957		(0.47)
	TRANSPORTATION (EMUS)	Feb 23				(1,873.62)	0.00039957	0.00039957		(0.75)
	PROCESSING FUEL	Feb 23				(896.20)	0.00039957	0.00039957		(0.35)
	ENVIRONMENTAL TAX (GAS)	Feb 23				(4.42)	0.00039957	0.00039957		0.00
	PRODUCTION TAX	Feb 23				(344.78)	0.00039957	0.00039957		(0.14)
			Total GAS (MCF)						2.02	2.05
OIL (BBLs)										
	ROYALTY INTEREST	Feb 23		1,772.40	77.80	137,898.90	0.00039957	0.00039957	0.71	55.10
	COND/OIL TRANSPORTATION	Feb 23				(1,809.04)	0.00039957	0.00039957		(0.72)
	OIL TRANSPORT FUEL	Feb 23				(275.80)	0.00039957	0.00039957		(0.11)
	ENVIRONMENTAL TAX (GAS)	Feb 23				(11.08)	0.00039957	0.00039957		0.00
	PRODUCTION TAX	Feb 23				(6,343.35)	0.00039957	0.00039957		(2.54)
			Total OIL (BBLs)						0.71	51.73
PLANT PRODUCTS (BBLs)										
	ROYALTY INTEREST	Feb 23		1,085.36	29.46	31,977.26	0.00039957	0.00039957	0.43	12.78

Represented Unit of Measure: Gas = MCFs, Plant Products = BBLs, Oil = BBLs

Generated on Monday, May 1, 2023 2:57 PM

© 2023 Enverus. All rights reserved. Unauthorized use prohibited.

Type	Production Date	Property Values				Owner Share			
		BTU	Volume	Price	Value	Owner Interest	Distribution Interest	Volume	Value
PROCESSING	Feb 23				(3,517.50)	0.00039957	0.00039957		(1.41)
PRODUCTION TAX	Feb 23				(1,886.18)	0.00039957	0.00039957		(0.75)
Total PLANT PRODUCTS (BBLs)								0.43	10.62
Total Property									64.40

	Owner Gross Value	Owner Deductions	Owner Taxes	Non Revenue Deductions	Owner Net Value	
Check Total	-	-	22	-	-	7PUR7V3
Year to Date	-	-	UU	-	-	T,RTU3



Revenue Statement

Owner

-
-
-
-

Operator

OVINTIV USA INC
370 17TH ST STE 1700
DENVER, CO 80202-5632
1-866-917-3700
ovintiv@ownerrelationsupport.com

Check

Check Number	2627081
Check Amount	-
Check Date	April 20, 2023
Check Type	ACH

Copyright Notice

© 2023 Enverus. All rights reserved. Unauthorized use prohibited.

Data, reports, user interface, software and other content which is accessed by users through EnergyLink constitutes copyright protected content owned by Enverus. Any unauthorized copying, scraping, downloading, retransmission, redistribution, reproduction, republishing or other duplication or modification of copyright protected content is a violation of Canadian and US federal copyright laws and may be subject to legal action. Other than downloading of PDF copies of processed invoices for use in an unmodified format by authorized users, no one has permission to copy, scrape, download, retransmit, redistribute, reproduce, republish, duplicate, modify or make public for commercial use this copyright protected content, in any form, without the express written permission of Enverus.



EnergyLink can provide this data in Excel, CDEX, or any other requested format.
Visit <https://www.energylink.com/Features> to find out more information or call EnergyLink Support at 1-888-573-3364.



		Production Date	Property Values				Owner Share			
			BTU	Volume	Price	Value	Owner Interest	Distribution Interest	Volume	Value
Property:	82759	NEWTON 43A 2HK, State: TX, County: HOWARD								
GAS (MCF)										
	ROYALTY INTEREST	Feb 23	1.3380	12,129.86	2.33	28,231.35	0.00039843	0.00039843	4.82	11.25
	PROCESSING	Feb 23				(2,562.11)	0.00039843	0.00039843		(1.02)
	TREATING	Feb 23				(2,762.00)	0.00039843	0.00039843		(1.10)
	TRANSPORTATION - FUEL	Feb 23				(303.29)	0.00039843	0.00039843		(0.13)
	GATHERING	Feb 23				(2,785.49)	0.00039843	0.00039843		(1.11)
	TRANSPORTATION (EMUS)	Feb 23				(4,503.08)	0.00039843	0.00039843		(1.79)
	PROCESSING FUEL	Feb 23				(2,153.94)	0.00039843	0.00039843		(0.86)
	ENVIRONMENTAL TAX (GAS)	Feb 23				(10.63)	0.00039843	0.00039843		0.00
	PRODUCTION TAX	Feb 23				(828.65)	0.00039843	0.00039843		(0.33)
									Total GAS (MCF)	4.82
										4.91
OIL (BBLs)										
	ROYALTY INTEREST	Feb 23		1,753.84	77.80	136,454.87	0.00039843	0.00039843	0.70	54.37
	COND/OIL TRANSPORTATION	Feb 23				(1,790.10)	0.00039843	0.00039843		(0.71)
	OIL TRANSPORT FUEL	Feb 23				(272.91)	0.00039843	0.00039843		(0.11)
	ENVIRONMENTAL TAX (GAS)	Feb 23				(10.96)	0.00039843	0.00039843		0.00
	PRODUCTION TAX	Feb 23				(6,276.92)	0.00039843	0.00039843		(2.50)
									Total OIL (BBLs)	0.70
										51.05
PLANT PRODUCTS (BBLs)										
	ROYALTY INTEREST	Feb 23		2,608.57	29.46	76,854.30	0.00039843	0.00039843	1.04	30.62

Represented Unit of Measure: Gas = MCFs, Plant Products = BBLs, Oil = BBLs

Generated on Monday, May 1, 2023 2:57 PM

© 2023 Enverus. All rights reserved. Unauthorized use prohibited.

Type	Production Date	Property Values				Owner Share			
		BTU	Volume	Price	Value	Owner Interest	Distribution Interest	Volume	Value
PROCESSING	Feb 23				(8,453.97)	0.00039843	0.00039843		(3.37)
PRODUCTION TAX	Feb 23				(4,533.25)	0.00039843	0.00039843		(1.81)
Total PLANT PRODUCTS (BBLs)								1.04	25.44
Total Property									81.40

	Owner Gross Value	Owner Deductions	Owner Taxes	Non Revenue Deductions	Owner Net Value	
Check Total	-	-	22	-	-	7PUR7V3
Year to Date	-	-	UU	-	-	T,RTU3



Revenue Statement

Owner

-
-
-
-

Operator

OVINTIV USA INC
370 17TH ST STE 1700
DENVER, CO 80202-5632
1-866-917-3700
ovintiv@ownerrelationsupport.com

Check

Check Number	2627081
Check Amount	-
Check Date	April 20, 2023
Check Type	ACH

Copyright Notice

© 2023 Enverus. All rights reserved. Unauthorized use prohibited.

Data, reports, user interface, software and other content which is accessed by users through EnergyLink constitutes copyright protected content owned by Enverus. Any unauthorized copying, scraping, downloading, retransmission, redistribution, reproduction, republishing or other duplication or modification of copyright protected content is a violation of Canadian and US federal copyright laws and may be subject to legal action. Other than downloading of PDF copies of processed invoices for use in an unmodified format by authorized users, no one has permission to copy, scrape, download, retransmit, redistribute, reproduce, republish, duplicate, modify or make public for commercial use this copyright protected content, in any form, without the express written permission of Enverus.



EnergyLink can provide this data in Excel, CDEX, or any other requested format.
Visit <https://www.energylink.com/Features> to find out more information or call EnergyLink Support at 1-888-573-3364.



		Production Date	Property Values				Owner Share			
			BTU	Volume	Price	Value	Owner Interest	Distribution Interest	Volume	Value
Property: 82760		NEWTON 43B 3HJ, State: TX, County: HOWARD								
GAS (MCF)										
	ROYALTY INTEREST	Feb 23	1.3380	4,786.84	2.33	11,141.02	0.00039656	0.00039656	1.90	4.41
	PROCESSING	Feb 23				(1,011.09)	0.00039656	0.00039656		(0.40)
	TREATING	Feb 23				(1,089.98)	0.00039656	0.00039656		(0.43)
	TRANSPORTATION - FUEL	Feb 23				(119.69)	0.00039656	0.00039656		(0.05)
	GATHERING	Feb 23				(1,099.24)	0.00039656	0.00039656		(0.43)
	TRANSPORTATION (EMUS)	Feb 23				(1,777.06)	0.00039656	0.00039656		(0.71)
	PROCESSING FUEL	Feb 23				(850.02)	0.00039656	0.00039656		(0.33)
	ENVIRONMENTAL TAX (GAS)	Feb 23				(4.19)	0.00039656	0.00039656		0.00
	PRODUCTION TAX	Feb 23				(327.01)	0.00039656	0.00039656		(0.13)
			Total GAS (MCF)						1.90	1.93
OIL (BBLs)										
	ROYALTY INTEREST	Feb 23		1,630.43	77.80	126,853.14	0.00039656	0.00039656	0.65	50.31
	COND/OIL TRANSPORTATION	Feb 23				(1,664.13)	0.00039656	0.00039656		(0.66)
	OIL TRANSPORT FUEL	Feb 23				(253.71)	0.00039656	0.00039656		(0.10)
	ENVIRONMENTAL TAX (GAS)	Feb 23				(10.19)	0.00039656	0.00039656		0.00
	PRODUCTION TAX	Feb 23				(5,835.24)	0.00039656	0.00039656		(2.31)
			Total OIL (BBLs)						0.65	47.24
PLANT PRODUCTS (BBLs)										
	ROYALTY INTEREST	Feb 23		1,029.43	29.46	30,329.22	0.00039656	0.00039656	0.41	12.02

Represented Unit of Measure: Gas = MCFs, Plant Products = BBLs, Oil = BBLs

Generated on Monday, May 1, 2023 2:57 PM

© 2023 Enverus. All rights reserved. Unauthorized use prohibited.

Type	Production Date	Property Values				Owner Share			
		BTU	Volume	Price	Value	Owner Interest	Distribution Interest	Volume	Value
PROCESSING	Feb 23				(3,336.21)	0.00039656	0.00039656		(1.33)
PRODUCTION TAX	Feb 23				(1,788.97)	0.00039656	0.00039656		(0.71)
Total PLANT PRODUCTS (BBLs)								0.41	9.98
Total Property									59.15

	Owner Gross Value	Owner Deductions	Owner Taxes	Non Revenue Deductions	Owner Net Value	
Check Total	-	-	22	-	-	7PUR7V3
Year to Date	-	-	UU	-	-	T,RTU3



Revenue Statement

Owner

-
-
-
-

Operator

OVINTIV USA INC
370 17TH ST STE 1700
DENVER, CO 80202-5632
1-866-917-3700
ovintiv@ownerrelationsupport.com

Check

Check Number	2627081
Check Amount	-
Check Date	April 20, 2023
Check Type	ACH

Copyright Notice

© 2023 Enverus. All rights reserved. Unauthorized use prohibited.

Data, reports, user interface, software and other content which is accessed by users through EnergyLink constitutes copyright protected content owned by Enverus. Any unauthorized copying, scraping, downloading, retransmission, redistribution, reproduction, republishing or other duplication or modification of copyright protected content is a violation of Canadian and US federal copyright laws and may be subject to legal action. Other than downloading of PDF copies of processed invoices for use in an unmodified format by authorized users, no one has permission to copy, scrape, download, retransmit, redistribute, reproduce, republish, duplicate, modify or make public for commercial use this copyright protected content, in any form, without the express written permission of Enverus.



EnergyLink can provide this data in Excel, CDEX, or any other requested format.
Visit <https://www.energylink.com/Features> to find out more information or call EnergyLink Support at 1-888-573-3364.



			Property Values				Owner Share			
Type	Production Date		BTU	Volume	Price	Value	Owner Interest	Distribution Interest	Volume	Value
Property:	82761	NEWTON 43BK 4HE, State: TX, County: HOWARD								
GAS (MCF)	ROYALTY INTEREST	Feb 23	1.3380	1,032.82	2.33	2,403.80	0.00038999	0.00038999	0.40	0.94
	PROCESSING	Feb 23				(218.15)	0.00038999	0.00038999		(0.08)
	TREATING	Feb 23				(235.17)	0.00038999	0.00038999		(0.09)
	TRANSPORTATION - FUEL	Feb 23				(25.82)	0.00038999	0.00038999		(0.01)
	GATHERING	Feb 23				(237.17)	0.00038999	0.00038999		(0.09)
	TRANSPORTATION (EMUS)	Feb 23				(383.42)	0.00038999	0.00038999		(0.15)
	PROCESSING FUEL	Feb 23				(183.40)	0.00038999	0.00038999		(0.07)
	ENVIRONMENTAL TAX (GAS)	Feb 23				(0.90)	0.00038999	0.00038999		0.00
	PRODUCTION TAX	Feb 23				(70.56)	0.00038999	0.00038999		(0.02)
Total GAS (MCF)								0.40	0.43	
OIL (BBLs)	ROYALTY INTEREST	Feb 23		719.83	77.80	56,005.29	0.00038999	0.00038999	0.29	21.84
	COND/OIL TRANSPORTATION	Feb 23				(734.71)	0.00038999	0.00038999		(0.29)
	OIL TRANSPORT FUEL	Feb 23				(112.01)	0.00038999	0.00038999		(0.05)
	ENVIRONMENTAL TAX (GAS)	Feb 23				(4.50)	0.00038999	0.00038999		0.00
	PRODUCTION TAX	Feb 23				(2,576.24)	0.00038999	0.00038999		(1.01)
Total OIL (BBLs)								0.29	20.49	
PLANT PRODUCTS (BBLs)	ROYALTY INTEREST	Feb 23		222.11	29.46	6,543.87	0.00038999	0.00038999	0.09	2.55

Represented Unit of Measure: Gas = MCFs, Plant Products = BBLs, Oil = BBLs

Generated on Monday, May 1, 2023 2:57 PM

© 2023 Enverus. All rights reserved. Unauthorized use prohibited.

Type	Production Date	Property Values				Owner Share			
		BTU	Volume	Price	Value	Owner Interest	Distribution Interest	Volume	Value
PROCESSING	Feb 23				(719 83)	0.00038999	0.00038999		(0.29)
PRODUCTION TAX	Feb 23				(385 99)	0.00038999	0.00038999		(0.15)
Total PLANT PRODUCTS (BBLs)								0.09	2.11
Total Property									23.03

	Owner Gross Value	Owner Deductions	Owner Taxes	Non Revenue Deductions	Owner Net Value	
Check Total	-	-	22	-	-	7PUR7V3
Year to Date	-	-	UU	-	-	T,RTU3



Revenue Statement

Owner

-
-
-
-

Operator

OVINTIV USA INC
370 17TH ST STE 1700
DENVER, CO 80202-5632
1-866-917-3700
ovintiv@ownerrelationsupport.com

Check

Check Number	2627081
Check Amount	-
Check Date	April 20, 2023
Check Type	ACH

Copyright Notice

© 2023 Enverus. All rights reserved. Unauthorized use prohibited.

Data, reports, user interface, software and other content which is accessed by users through EnergyLink constitutes copyright protected content owned by Enverus. Any unauthorized copying, scraping, downloading, retransmission, redistribution, reproduction, republishing or other duplication or modification of copyright protected content is a violation of Canadian and US federal copyright laws and may be subject to legal action. Other than downloading of PDF copies of processed invoices for use in an unmodified format by authorized users, no one has permission to copy, scrape, download, retransmit, redistribute, reproduce, republish, duplicate, modify or make public for commercial use this copyright protected content, in any form, without the express written permission of Enverus.



EnergyLink can provide this data in Excel, CDEX, or any other requested format.
Visit <https://www.energylink.com/Features> to find out more information or call EnergyLink Support at 1-888-573-3364.



		Production Date	Property Values				Owner Share			
			BTU	Volume	Price	Value	Owner Interest	Distribution Interest	Volume	Value
Property: 82762		NEWTON 43BK 5HK, State: TX, County: HOWARD								
GAS (MCF)										
	ROYALTY INTEREST	Feb 23	1.3380	1,490.66	2.33	3,469.39	0.00039062	0.00039062	0.59	1.36
	PROCESSING	Feb 23				(314.86)	0.00039062	0.00039062		(0.13)
	TREATING	Feb 23				(339.43)	0.00039062	0.00039062		(0.14)
	TRANSPORTATION - FUEL	Feb 23				(37.27)	0.00039062	0.00039062		(0.01)
	GATHERING	Feb 23				(342.31)	0.00039062	0.00039062		(0.14)
	TRANSPORTATION (EMUS)	Feb 23				(553.39)	0.00039062	0.00039062		(0.22)
	PROCESSING FUEL	Feb 23				(264.70)	0.00039062	0.00039062		(0.10)
	ENVIRONMENTAL TAX (GAS)	Feb 23				(1.31)	0.00039062	0.00039062		0.00
	PRODUCTION TAX	Feb 23				(101.83)	0.00039062	0.00039062		(0.03)
									Total GAS (MCF)	0.59
										0.59
OIL (BBLs)										
	ROYALTY INTEREST	Feb 23		714.12	77.80	55,561.03	0.00039062	0.00039062	0.27	21.70
	COND/OIL TRANSPORTATION	Feb 23				(728.88)	0.00039062	0.00039062		(0.29)
	OIL TRANSPORT FUEL	Feb 23				(111.12)	0.00039062	0.00039062		(0.05)
	ENVIRONMENTAL TAX (GAS)	Feb 23				(4.46)	0.00039062	0.00039062		0.00
	PRODUCTION TAX	Feb 23				(2,555.81)	0.00039062	0.00039062		(0.99)
									Total OIL (BBLs)	0.27
										20.37
PLANT PRODUCTS (BBLs)										
	ROYALTY INTEREST	Feb 23		320.57	29.46	9,444.74	0.00039062	0.00039062	0.13	3.69

Represented Unit of Measure: Gas = MCFs, Plant Products = BBLs, Oil = BBLs

Generated on Monday, May 1, 2023 2:57 PM

© 2023 Enverus. All rights reserved. Unauthorized use prohibited.

Type	Production Date	Property Values				Owner Share			
		BTU	Volume	Price	Value	Owner Interest	Distribution Interest	Volume	Value
PROCESSING	Feb 23				(1,038.92)	0.00039062	0.00039062		(0.41)
PRODUCTION TAX	Feb 23				(557.10)	0.00039062	0.00039062		(0.22)
Total PLANT PRODUCTS (BBLs)								0.13	3.06
Total Property									24.02

	Owner Gross Value	Owner Deductions	Owner Taxes	Non Revenue Deductions	Owner Net Value	
Check Total	-	-	22	-	-	7PUR7V3
Year to Date	-	-	UU	-	-	T,RTU3



Revenue Statement

Owner

-
-
-
-

Operator

OVINTIV USA INC
370 17TH ST STE 1700
DENVER, CO 80202-5632
1-866-917-3700
ovintiv@ownerrelationsupport.com

Check

Check Number	2627081
Check Amount	-
Check Date	April 20, 2023
Check Type	ACH

Copyright Notice

© 2023 Enverus. All rights reserved. Unauthorized use prohibited.

Data, reports, user interface, software and other content which is accessed by users through EnergyLink constitutes copyright protected content owned by Enverus. Any unauthorized copying, scraping, downloading, retransmission, redistribution, reproduction, republishing or other duplication or modification of copyright protected content is a violation of Canadian and US federal copyright laws and may be subject to legal action. Other than downloading of PDF copies of processed invoices for use in an unmodified format by authorized users, no one has permission to copy, scrape, download, retransmit, redistribute, reproduce, republish, duplicate, modify or make public for commercial use this copyright protected content, in any form, without the express written permission of Enverus.



EnergyLink can provide this data in Excel, CDEX, or any other requested format.
Visit <https://www.energylink.com/Features> to find out more information or call EnergyLink Support at 1-888-573-3364.



		Type	Production Date	Property Values				Owner Share			
				BTU	Volume	Price	Value	Owner Interest	Distribution Interest	Volume	Value
Property:	82763	NEWTON 43C 6HJ, State: TX, County: HOWARD									
GAS (MCF)											
	ROYALTY INTEREST	Feb 23	1.3380	734.68	2.33	1,709.93	0.00020425	0.00020425	0.14	0.36	
	PROCESSING	Feb 23				(155.18)	0.00020425	0.00020425		(0.03)	
	TREATING	Feb 23				(167.29)	0.00020425	0.00020425		(0.03)	
	TRANSPORTATION - FUEL	Feb 23				(18.37)	0.00020425	0.00020425		0.00	
	GATHERING	Feb 23				(168.71)	0.00020425	0.00020425		(0.03)	
	TRANSPORTATION (EMUS)	Feb 23				(272.74)	0.00020425	0.00020425		(0.06)	
	PROCESSING FUEL	Feb 23				(130.46)	0.00020425	0.00020425		(0.02)	
	ENVIRONMENTAL TAX (GAS)	Feb 23				(0.64)	0.00020425	0.00020425		0.00	
	PRODUCTION TAX	Feb 23				(50.19)	0.00020425	0.00020425		(0.01)	
	ROYALTY INTEREST	Feb 23	1.3380	734.68	2.33	1,709.93	0.00018621	0.00018621	0.13	0.32	
	PROCESSING	Feb 23				(155.18)	0.00018621	0.00018621		(0.03)	
	TREATING	Feb 23				(167.29)	0.00018621	0.00018621		(0.03)	
	TRANSPORTATION - FUEL	Feb 23				(18.37)	0.00018621	0.00018621		0.00	
	GATHERING	Feb 23				(168.71)	0.00018621	0.00018621		(0.03)	
	TRANSPORTATION (EMUS)	Feb 23				(272.74)	0.00018621	0.00018621		(0.05)	
	PROCESSING FUEL	Feb 23				(130.46)	0.00018621	0.00018621		(0.02)	
	ENVIRONMENTAL TAX (GAS)	Feb 23				(0.64)	0.00018621	0.00018621		0.00	
	PRODUCTION TAX	Feb 23				(50.19)	0.00018621	0.00018621		(0.01)	
Total GAS (MCF)									0.27	0.33	

Represented Unit of Measure: Gas = MCFs, Plant Products = BBLs, Oil = BBLs

Generated on Monday, May 1, 2023 2:57 PM

© 2023 Enverus. All rights reserved. Unauthorized use prohibited.

		Production Date	Property Values				Owner Share			
Type			BTU	Volume	Price	Value	Owner Interest	Distribution Interest	Volume	Value
OIL (BBLs)	ROYALTY INTEREST	Feb 23		1,113.75	77.80	86,653.64	0.00020425	0.00020425	0.23	17.70
	COND/OIL TRANSPORTATION	Feb 23				(1,136.77)	0.00020425	0.00020425		(0.23)
	OIL TRANSPORT FUEL	Feb 23				(173.31)	0.00020425	0.00020425		(0.03)
	ENVIRONMENTAL TAX (GAS)	Feb 23				(6.96)	0.00020425	0.00020425		0.00
	PRODUCTION TAX	Feb 23				(3,986.07)	0.00020425	0.00020425		(0.81)
	ROYALTY INTEREST	Feb 23		1,113.75	77.80	86,653.64	0.00018621	0.00018621	0.21	16.14
	COND/OIL TRANSPORTATION	Feb 23				(1,136.77)	0.00018621	0.00018621		(0.22)
	OIL TRANSPORT FUEL	Feb 23				(173.31)	0.00018621	0.00018621		(0.03)
	ENVIRONMENTAL TAX (GAS)	Feb 23				(6.96)	0.00018621	0.00018621		0.00
	PRODUCTION TAX	Feb 23				(3,986.07)	0.00018621	0.00018621		(0.74)
Total OIL (BBLs)									0.44	31.78
PLANT PRODUCTS (BBLs)	ROYALTY INTEREST	Feb 23		158.00	29.46	4,654.92	0.00020425	0.00020425	0.03	0.95
	PROCESSING	Feb 23				(512.04)	0.00020425	0.00020425		(0.10)
	PRODUCTION TAX	Feb 23				(274.57)	0.00020425	0.00020425		(0.06)
	ROYALTY INTEREST	Feb 23		158.00	29.46	4,654.92	0.00018621	0.00018621	0.03	0.87
	PROCESSING	Feb 23				(512.04)	0.00018621	0.00018621		(0.09)
	PRODUCTION TAX	Feb 23				(274.57)	0.00018621	0.00018621		(0.05)
Total PLANT PRODUCTS (BBLs)									0.06	1.52
Total Property										33.63

	Owner Gross Value	Owner Deductions	Owner Taxes	Non Revenue Deductions	Owner Net Value
Check Total	-	-	22	-	-
Year to Date	-	-	UU	-	-

7PUR7V3
T,RTU3



Revenue Statement

Owner

-
-
-
-

Operator

OVINTIV USA INC
370 17TH ST STE 1700
DENVER, CO 80202-5632
1-866-917-3700
ovintiv@ownerrelationsupport.com

Check

Check Number	2627081
Check Amount	-
Check Date	April 20, 2023
Check Type	ACH

Copyright Notice

© 2023 Enverus. All rights reserved. Unauthorized use prohibited.

Data, reports, user interface, software and other content which is accessed by users through EnergyLink constitutes copyright protected content owned by Enverus. Any unauthorized copying, scraping, downloading, retransmission, redistribution, reproduction, republishing or other duplication or modification of copyright protected content is a violation of Canadian and US federal copyright laws and may be subject to legal action. Other than downloading of PDF copies of processed invoices for use in an unmodified format by authorized users, no one has permission to copy, scrape, download, retransmit, redistribute, reproduce, republish, duplicate, modify or make public for commercial use this copyright protected content, in any form, without the express written permission of Enverus.



EnergyLink can provide this data in Excel, CDEX, or any other requested format.
Visit <https://www.energylink.com/Features> to find out more information or call EnergyLink Support at 1-888-573-3364.



		Type	Production Date	Property Values				Owner Share			
				BTU	Volume	Price	Value	Owner Interest	Distribution Interest	Volume	Value
Property:	89082	DOBBY 43D 1HF, State: TX, County: HOWARD									
GAS (MCF)											
	ROYALTY INTEREST	Feb 23	1.3380	15,304.26	2.33	35,638.21	0.00141460	0.00141460	21.65	50.42	
	PROCESSING	Feb 23				(3,227.98)	0.00141460	0.00141460		(4.57)	
	TREATING	Feb 23				(3,479.82)	0.00141460	0.00141460		(4.93)	
	TRANSPORTATION - FUEL	Feb 23				(382.11)	0.00141460	0.00141460		(0.54)	
	GATHERING	Feb 23				(3,509.41)	0.00141460	0.00141460		(4.96)	
	TRANSPORTATION (EMUS)	Feb 23				(5,673.38)	0.00141460	0.00141460		(8.02)	
	PROCESSING FUEL	Feb 23				(2,713.73)	0.00141460	0.00141460		(3.84)	
	ENVIRONMENTAL TAX (GAS)	Feb 23				(13.40)	0.00141460	0.00141460		(0.02)	
	PRODUCTION TAX	Feb 23				(1,049.25)	0.00141460	0.00141460		(1.48)	
	ROYALTY INTEREST	Feb 23	1.3380	15,282.30	2.33	35,568.41	0.00021756	0.00021756	3.33	7.74	
	PROCESSING	Feb 23				(3,227.98)	0.00021756	0.00021756		0.00	
	TREATING	Feb 23				(3,479.82)	0.00021756	0.00021756		0.00	
	TRANSPORTATION - FUEL	Feb 23				(382.11)	0.00021756	0.00021756		0.00	
	GATHERING	Feb 23				(3,509.41)	0.00021756	0.00021756		0.00	
	TRANSPORTATION (EMUS)	Feb 23				(5,673.38)	0.00021756	0.00021756		0.00	
	PROCESSING FUEL	Feb 23				(2,713.73)	0.00021756	0.00021756		0.00	
	ENVIRONMENTAL TAX (GAS)	Feb 23				(13.39)	0.00021756	0.00021756		0.00	
	PRODUCTION TAX	Feb 23				(1,044.01)	0.00021756	0.00021756		(0.23)	
Total GAS (MCF)									24.98	29.57	

Represented Unit of Measure: Gas = MCFs, Plant Products = BBLs, Oil = BBLs

Generated on Monday, May 1, 2023 3:05 PM

© 2023 Enverus. All rights reserved. Unauthorized use prohibited.

		Production Date	Property Values				Owner Share			
			BTU	Volume	Price	Value	Owner Interest	Distribution Interest	Volume	Value
OIL (BBLs)										
	ROYALTY INTEREST	Feb 23		12,914.92	77.80	1,004,825.84	0.00141460	0.00141460	18.27	1,421.43
	COND/OIL TRANSPORTATION	Feb 23				(13,181.90)	0.00141460	0.00141460		(18.65)
	OIL TRANSPORT FUEL	Feb 23				(2,009.65)	0.00141460	0.00141460		(2.85)
	ENVIRONMENTAL TAX (GAS)	Feb 23				(80.72)	0.00141460	0.00141460		(0.11)
	PRODUCTION TAX	Feb 23				(46,221.99)	0.00141460	0.00141460		(65.38)
	ROYALTY INTEREST	Feb 23		12,914.92	77.80	1,004,825.84	0.00021756	0.00021756	2.81	218.61
	COND/OIL TRANSPORTATION	Feb 23				(13,181.90)	0.00021756	0.00021756		0.00
	OIL TRANSPORT FUEL	Feb 23				(2,009.65)	0.00021756	0.00021756		0.00
	ENVIRONMENTAL TAX (GAS)	Feb 23				(80.72)	0.00021756	0.00021756		(0.02)
	PRODUCTION TAX	Feb 23				(46,221.99)	0.00021756	0.00021756		(10.06)
Total OIL (BBLs)									21.08	1,542.97
PLANT PRODUCTS (BBLs)										
	ROYALTY INTEREST	Feb 23		3,286.51	29.46	96,828.01	0.00141460	0.00141460	4.65	136.97
	PROCESSING	Feb 23				(10,651.08)	0.00141460	0.00141460		(15.06)
	PRODUCTION TAX	Feb 23				(5,711.39)	0.00141460	0.00141460		(8.08)
	ROYALTY INTEREST	Feb 23		3,286.51	29.46	96,828.01	0.00021756	0.00021756	0.72	21.06
	PROCESSING	Feb 23				(10,651.08)	0.00021756	0.00021756		0.00
	PRODUCTION TAX	Feb 23				(5,711.39)	0.00021756	0.00021756		(1.25)
Total PLANT PRODUCTS (BBLs)									5.37	133.64
Total Property										1,706.18

	Owner Gross Value	Owner Deductions	Owner Taxes	Non Revenue Deductions	Owner Net Value
Check Total	-	-	22	-	-
Year to Date	-	-	UU	-	-

7PUR7V3
T,RTU3



Revenue Statement

Owner

-
-
-
-

Operator

OVINTIV USA INC
370 17TH ST STE 1700
DENVER, CO 80202-5632
1-866-917-3700
ovintiv@ownerrelationsupport.com

Check

Check Number	2627081
Check Amount	-
Check Date	April 20, 2023
Check Type	ACH

Copyright Notice

© 2023 Enverus. All rights reserved. Unauthorized use prohibited.

Data, reports, user interface, software and other content which is accessed by users through EnergyLink constitutes copyright protected content owned by Enverus. Any unauthorized copying, scraping, downloading, retransmission, redistribution, reproduction, republishing or other duplication or modification of copyright protected content is a violation of Canadian and US federal copyright laws and may be subject to legal action. Other than downloading of PDF copies of processed invoices for use in an unmodified format by authorized users, no one has permission to copy, scrape, download, retransmit, redistribute, reproduce, republish, duplicate, modify or make public for commercial use this copyright protected content, in any form, without the express written permission of Enverus.



EnergyLink can provide this data in Excel, CDEX, or any other requested format.
Visit <https://www.energylink.com/Features> to find out more information or call EnergyLink Support at 1-888-573-3364.



		Type	Production Date	Property Values				Owner Share			
				BTU	Volume	Price	Value	Owner Interest	Distribution Interest	Volume	Value
Property:	89083	DOBBY 43E 2HJ, State: TX, County: HOWARD									
GAS (MCF)											
	ROYALTY INTEREST	Feb 23	1.3380	18,219.79	2.33	42,427.44	0.00138008	0.00138008	25.14	58.54	
	PROCESSING	Feb 23				(3,842.93)	0.00138008	0.00138008		(5.30)	
	TREATING	Feb 23				(4,142.74)	0.00138008	0.00138008		(5.71)	
	TRANSPORTATION - FUEL	Feb 23				(454.90)	0.00138008	0.00138008		(0.63)	
	GATHERING	Feb 23				(4,177.97)	0.00138008	0.00138008		(5.76)	
	TRANSPORTATION (EMUS)	Feb 23				(6,754.19)	0.00138008	0.00138008		(9.33)	
	PROCESSING FUEL	Feb 23				(3,230.71)	0.00138008	0.00138008		(4.46)	
	ENVIRONMENTAL TAX (GAS)	Feb 23				(15.96)	0.00138008	0.00138008		(0.02)	
	PRODUCTION TAX	Feb 23				(1,249.13)	0.00138008	0.00138008		(1.72)	
	ROYALTY INTEREST	Feb 23	1.3380	18,193.65	2.33	42,344.35	0.00021225	0.00021225	3.86	9.00	
	PROCESSING	Feb 23				(3,842.93)	0.00021225	0.00021225		0.00	
	TREATING	Feb 23				(4,142.74)	0.00021225	0.00021225		0.00	
	TRANSPORTATION - FUEL	Feb 23				(454.90)	0.00021225	0.00021225		0.00	
	GATHERING	Feb 23				(4,177.97)	0.00021225	0.00021225		0.00	
	TRANSPORTATION (EMUS)	Feb 23				(6,754.19)	0.00021225	0.00021225		0.00	
	PROCESSING FUEL	Feb 23				(3,230.71)	0.00021225	0.00021225		0.00	
	ENVIRONMENTAL TAX (GAS)	Feb 23				(15.94)	0.00021225	0.00021225		0.00	
	PRODUCTION TAX	Feb 23				(1,242.90)	0.00021225	0.00021225		(0.26)	
Total GAS (MCF)									29.00	34.35	

Represented Unit of Measure: Gas = MCFs, Plant Products = BBLs, Oil = BBLs

Generated on Monday, May 1, 2023 3:05 PM

© 2023 Enverus. All rights reserved. Unauthorized use prohibited.

			Property Values				Owner Share			
Type	Production Date	BTU	Volume	Price	Value	Owner Interest	Distribution Interest	Volume	Value	
OIL (BBLs)										
ROYALTY INTEREST	Feb 23		18,748.32	77.80	1,458,684.71	0.00138008	0.00138008	25.87	2,013.10	
COND/OIL TRANSPORTATION	Feb 23				(19,135.89)	0.00138008	0.00138008		(26.41)	
OIL TRANSPORT FUEL	Feb 23				(2,917.37)	0.00138008	0.00138008		(4.02)	
ENVIRONMENTAL TAX (GAS)	Feb 23				(117.18)	0.00138008	0.00138008		(0.16)	
PRODUCTION TAX	Feb 23				(67,099.50)	0.00138008	0.00138008		(92.61)	
ROYALTY INTEREST	Feb 23		18,748.32	77.80	1,458,684.71	0.00021225	0.00021225	3.98	309.61	
COND/OIL TRANSPORTATION	Feb 23				(19,135.89)	0.00021225	0.00021225		0.00	
OIL TRANSPORT FUEL	Feb 23				(2,917.37)	0.00021225	0.00021225		0.00	
ENVIRONMENTAL TAX (GAS)	Feb 23				(117.18)	0.00021225	0.00021225		(0.02)	
PRODUCTION TAX	Feb 23				(67,099.50)	0.00021225	0.00021225		(14.24)	
Total OIL (BBLs)								29.85	2,185.25	
PLANT PRODUCTS (BBLs)										
ROYALTY INTEREST	Feb 23		3,912.60	29.46	115,274.20	0.00138008	0.00138008	5.39	159.09	
PROCESSING	Feb 23				(12,680.16)	0.00138008	0.00138008		(17.50)	
PRODUCTION TAX	Feb 23				(6,799.44)	0.00138008	0.00138008		(9.38)	
ROYALTY INTEREST	Feb 23		3,912.60	29.46	115,274.20	0.00021225	0.00021225	0.83	24.47	
PROCESSING	Feb 23				(12,680.16)	0.00021225	0.00021225		0.00	
PRODUCTION TAX	Feb 23				(6,799.44)	0.00021225	0.00021225		(1.44)	
Total PLANT PRODUCTS (BBLs)								6.22	155.24	
Total Property									2,374.84	

	Owner Gross Value	Owner Deductions	Owner Taxes	Non Revenue Deductions	Owner Net Value
Check Total	-	-	22	-	-
Year to Date	-	-	UU	-	-

7PUR7V3
T,RTU3



Revenue Statement

Owner

-
-
-
-

Operator

OVINTIV USA INC
370 17TH ST STE 1700
DENVER, CO 80202-5632
1-866-917-3700
ovintiv@ownerrelationsupport.com

Check

Check Number	2627081
Check Amount	-
Check Date	April 20, 2023
Check Type	ACH

Copyright Notice

© 2023 Enverus. All rights reserved. Unauthorized use prohibited.

Data, reports, user interface, software and other content which is accessed by users through EnergyLink constitutes copyright protected content owned by Enverus. Any unauthorized copying, scraping, downloading, retransmission, redistribution, reproduction, republishing or other duplication or modification of copyright protected content is a violation of Canadian and US federal copyright laws and may be subject to legal action. Other than downloading of PDF copies of processed invoices for use in an unmodified format by authorized users, no one has permission to copy, scrape, download, retransmit, redistribute, reproduce, republish, duplicate, modify or make public for commercial use this copyright protected content, in any form, without the express written permission of Enverus.



EnergyLink can provide this data in Excel, CDEX, or any other requested format.
Visit <https://www.energylink.com/Features> to find out more information or call EnergyLink Support at 1-888-573-3364.



		Type	Production Date	Property Values				Owner Share			
				BTU	Volume	Price	Value	Owner Interest	Distribution Interest	Volume	Value
Property:	89084	DOBBY 43F 3HK, State: TX, County: HOWARD									
GAS (MCF)											
	ROYALTY INTEREST	Feb 23	1.3380	24,981.56	2.33	58,173.25	0.00136670	0.00136670	34.14	79.51	
	PROCESSING	Feb 23				(5,269.12)	0.00136670	0.00136670		(7.20)	
	TREATING	Feb 23				(5,680.20)	0.00136670	0.00136670		(7.76)	
	TRANSPORTATION - FUEL	Feb 23				(623.72)	0.00136670	0.00136670		(0.86)	
	GATHERING	Feb 23				(5,728.50)	0.00136670	0.00136670		(7.83)	
	TRANSPORTATION (EMUS)	Feb 23				(9,260.83)	0.00136670	0.00136670		(12.65)	
	PROCESSING FUEL	Feb 23				(4,429.70)	0.00136670	0.00136670		(6.06)	
	ENVIRONMENTAL TAX (GAS)	Feb 23				(21.88)	0.00136670	0.00136670		(0.03)	
	PRODUCTION TAX	Feb 23				(1,712.71)	0.00136670	0.00136670		(2.34)	
	ROYALTY INTEREST	Feb 23	1.3380	24,945.72	2.33	58,059.33	0.00021021	0.00021021	5.24	12.21	
	PROCESSING	Feb 23				(5,269.12)	0.00021021	0.00021021		0.00	
	TREATING	Feb 23				(5,680.20)	0.00021021	0.00021021		0.00	
	TRANSPORTATION - FUEL	Feb 23				(623.72)	0.00021021	0.00021021		0.00	
	GATHERING	Feb 23				(5,728.50)	0.00021021	0.00021021		0.00	
	TRANSPORTATION (EMUS)	Feb 23				(9,260.83)	0.00021021	0.00021021		0.00	
	PROCESSING FUEL	Feb 23				(4,429.70)	0.00021021	0.00021021		0.00	
	ENVIRONMENTAL TAX (GAS)	Feb 23				(21.86)	0.00021021	0.00021021		0.00	
	PRODUCTION TAX	Feb 23				(1,704.17)	0.00021021	0.00021021		(0.35)	
Total GAS (MCF)									39.38	46.64	

Represented Unit of Measure: Gas = MCFs, Plant Products = BBLs, Oil = BBLs

Generated on Monday, May 1, 2023 3:05 PM

© 2023 Enverus. All rights reserved. Unauthorized use prohibited.

			Property Values				Owner Share			
Type	Production Date	BTU	Volume	Price	Value	Owner Interest	Distribution Interest	Volume	Value	
OIL (BBLs)										
ROYALTY INTEREST	Feb 23		18,496.17	77.80	1,439,066.56	0.00136670	0.00136670	25.28	1,966.78	
COND/OIL TRANSPORTATION	Feb 23				(18,878.53)	0.00136670	0.00136670		(25.81)	
OIL TRANSPORT FUEL	Feb 23				(2,878.13)	0.00136670	0.00136670		(3.93)	
ENVIRONMENTAL TAX (GAS)	Feb 23				(115.60)	0.00136670	0.00136670		(0.16)	
PRODUCTION TAX	Feb 23				(66,197.06)	0.00136670	0.00136670		(90.47)	
ROYALTY INTEREST	Feb 23		18,496.17	77.80	1,439,066.56	0.00021021	0.00021021	3.89	302.50	
COND/OIL TRANSPORTATION	Feb 23				(18,878.53)	0.00021021	0.00021021		0.00	
OIL TRANSPORT FUEL	Feb 23				(2,878.13)	0.00021021	0.00021021		0.00	
ENVIRONMENTAL TAX (GAS)	Feb 23				(115.60)	0.00021021	0.00021021		(0.02)	
PRODUCTION TAX	Feb 23				(66,197.06)	0.00021021	0.00021021		(13.92)	
Total OIL (BBLs)								29.17	2,134.97	
PLANT PRODUCTS (BBLs)										
ROYALTY INTEREST	Feb 23		5,364.66	29.46	158,055.12	0.00136670	0.00136670	7.34	216.01	
PROCESSING	Feb 23				(17,386.06)	0.00136670	0.00136670		(23.76)	
PRODUCTION TAX	Feb 23				(9,322.87)	0.00136670	0.00136670		(12.74)	
ROYALTY INTEREST	Feb 23		5,364.66	29.46	158,055.12	0.00021021	0.00021021	1.13	33.22	
PROCESSING	Feb 23				(17,386.06)	0.00021021	0.00021021		0.00	
PRODUCTION TAX	Feb 23				(9,322.87)	0.00021021	0.00021021		(1.95)	
Total PLANT PRODUCTS (BBLs)								8.47	210.78	
Total Property									2,392.39	

	Owner Gross Value	Owner Deductions	Owner Taxes	Non Revenue Deductions	Owner Net Value
Check Total	-	-	22	-	-
Year to Date	-	-	UU	-	-

7PUR7V3
T,RTU3



Revenue Statement

Owner

-
-
-
-

Operator

OVINTIV USA INC
370 17TH ST STE 1700
DENVER, CO 80202-5632
1-866-917-3700
ovintiv@ownerrelationsupport.com

Check

Check Number	2627081
Check Amount	-
Check Date	April 20, 2023
Check Type	ACH

Copyright Notice

© 2023 Enverus. All rights reserved. Unauthorized use prohibited.

Data, reports, user interface, software and other content which is accessed by users through EnergyLink constitutes copyright protected content owned by Enverus. Any unauthorized copying, scraping, downloading, retransmission, redistribution, reproduction, republishing or other duplication or modification of copyright protected content is a violation of Canadian and US federal copyright laws and may be subject to legal action. Other than downloading of PDF copies of processed invoices for use in an unmodified format by authorized users, no one has permission to copy, scrape, download, retransmit, redistribute, reproduce, republish, duplicate, modify or make public for commercial use this copyright protected content, in any form, without the express written permission of Enverus.



EnergyLink can provide this data in Excel, CDEX, or any other requested format.
Visit <https://www.energylink.com/Features> to find out more information or call EnergyLink Support at 1-888-573-3364.



		Production Date	Property Values				Owner Share			
			BTU	Volume	Price	Value	Owner Interest	Distribution Interest	Volume	Value
Property:	89100	DOBBY 43X 8HJ, State: TX, County: HOWARD								
GAS (MCF)										
	ROYALTY INTEREST	Feb 23	1.3380	19,458.97	2.33	45,313.06	0.00137747	0.00137747	26.79	62.42
	PROCESSING	Feb 23				(4,104.29)	0.00137747	0.00137747		(5.66)
	TREATING	Feb 23				(4,424.50)	0.00137747	0.00137747		(6.09)
	TRANSPORTATION - FUEL	Feb 23				(485.84)	0.00137747	0.00137747		(0.67)
	GATHERING	Feb 23				(4,462.12)	0.00137747	0.00137747		(6.15)
	TRANSPORTATION (EMUS)	Feb 23				(7,213.56)	0.00137747	0.00137747		(9.93)
	PROCESSING FUEL	Feb 23				(3,450.44)	0.00137747	0.00137747		(4.75)
	ENVIRONMENTAL TAX (GAS)	Feb 23				(17.04)	0.00137747	0.00137747		(0.02)
	PRODUCTION TAX	Feb 23				(1,334.09)	0.00137747	0.00137747		(1.84)
	ROYALTY INTEREST	Feb 23	1.3380	19,431.05	2.33	45,224.31	0.00021191	0.00021191	4.12	9.58
	PROCESSING	Feb 23				(4,104.29)	0.00021191	0.00021191		0.00
	TREATING	Feb 23				(4,424.50)	0.00021191	0.00021191		0.00
	TRANSPORTATION - FUEL	Feb 23				(485.84)	0.00021191	0.00021191		0.00
	GATHERING	Feb 23				(4,462.12)	0.00021191	0.00021191		0.00
	TRANSPORTATION (EMUS)	Feb 23				(7,213.56)	0.00021191	0.00021191		0.00
	PROCESSING FUEL	Feb 23				(3,450.44)	0.00021191	0.00021191		0.00
	ENVIRONMENTAL TAX (GAS)	Feb 23				(17.02)	0.00021191	0.00021191		0.00
	PRODUCTION TAX	Feb 23				(1,327.43)	0.00021191	0.00021191		(0.29)
Total GAS (MCF)									30.91	36.60

Represented Unit of Measure: Gas = MCFs, Plant Products = BBLs, Oil = BBLs

Generated on Monday, May 1, 2023 3:05 PM

© 2023 Enverus. All rights reserved. Unauthorized use prohibited.

			Property Values				Owner Share			
Type	Production Date	BTU	Volume	Price	Value	Owner Interest	Distribution Interest	Volume	Value	
OIL (BBLs)										
ROYALTY INTEREST	Feb 23		18,520.56	77.80	1,440,964.19	0.00137747	0.00137747	25.51	1,984.88	
COND/OIL TRANSPORTATION	Feb 23				(18,903.42)	0.00137747	0.00137747		(26.03)	
OIL TRANSPORT FUEL	Feb 23				(2,881.93)	0.00137747	0.00137747		(3.97)	
ENVIRONMENTAL TAX (GAS)	Feb 23				(115.75)	0.00137747	0.00137747		(0.16)	
PRODUCTION TAX	Feb 23				(66,284.35)	0.00137747	0.00137747		(91.30)	
ROYALTY INTEREST	Feb 23		18,520.56	77.80	1,440,964.19	0.00021191	0.00021191	3.92	305.36	
COND/OIL TRANSPORTATION	Feb 23				(18,903.42)	0.00021191	0.00021191		0.00	
OIL TRANSPORT FUEL	Feb 23				(2,881.93)	0.00021191	0.00021191		0.00	
ENVIRONMENTAL TAX (GAS)	Feb 23				(115.75)	0.00021191	0.00021191		(0.02)	
PRODUCTION TAX	Feb 23				(66,284.35)	0.00021191	0.00021191		(14.05)	
Total OIL (BBLs)								29.43	2,154.71	
PLANT PRODUCTS (BBLs)										
ROYALTY INTEREST	Feb 23		4,178.71	29.46	123,114.31	0.00137747	0.00137747	5.76	169.59	
PROCESSING	Feb 23				(13,542.57)	0.00137747	0.00137747		(18.65)	
PRODUCTION TAX	Feb 23				(7,261.89)	0.00137747	0.00137747		(10.00)	
ROYALTY INTEREST	Feb 23		4,178.71	29.46	123,114.31	0.00021191	0.00021191	0.88	26.09	
PROCESSING	Feb 23				(13,542.57)	0.00021191	0.00021191		0.00	
PRODUCTION TAX	Feb 23				(7,261.89)	0.00021191	0.00021191		(1.54)	
Total PLANT PRODUCTS (BBLs)								6.64	165.49	
Total Property									2,356.80	

	Owner Gross Value	Owner Deductions	Owner Taxes	Non Revenue Deductions	Owner Net Value	
Check Total	-	-	22	-	-	7PUR7V3
Year to Date	-	-	UU	-	-	T,RTU3



Revenue Statement

Owner

-
-
-
-

Operator

OVINTIV USA INC
370 17TH ST STE 1700
DENVER, CO 80202-5632
1-866-917-3700
ovintiv@ownerrelationsupport.com

Check

Check Number	2627081
Check Amount	-
Check Date	April 20, 2023
Check Type	ACH

Copyright Notice

© 2023 Enverus. All rights reserved. Unauthorized use prohibited.

Data, reports, user interface, software and other content which is accessed by users through EnergyLink constitutes copyright protected content owned by Enverus. Any unauthorized copying, scraping, downloading, retransmission, redistribution, reproduction, republishing or other duplication or modification of copyright protected content is a violation of Canadian and US federal copyright laws and may be subject to legal action. Other than downloading of PDF copies of processed invoices for use in an unmodified format by authorized users, no one has permission to copy, scrape, download, retransmit, redistribute, reproduce, republish, duplicate, modify or make public for commercial use this copyright protected content, in any form, without the express written permission of Enverus.



EnergyLink can provide this data in Excel, CDEX, or any other requested format.
Visit <https://www.energylink.com/Features> to find out more information or call EnergyLink Support at 1-888-573-3364.



		Type	Production Date	Property Values				Owner Share			
				BTU	Volume	Price	Value	Owner Interest	Distribution Interest	Volume	Value
Property:	89101	DOBBY 43F 5HJ, State: TX, County: HOWARD									
GAS (MCF)											
	ROYALTY INTEREST	Feb 23	1.3380	12,044.45	2.33	28,047.27	0.00138050	0.00138050	16.63	38.72	
	PROCESSING	Feb 23				(2,540.42)	0.00138050	0.00138050		(3.51)	
	TREATING	Feb 23				(2,738.62)	0.00138050	0.00138050		(3.78)	
	TRANSPORTATION - FUEL	Feb 23				(300.72)	0.00138050	0.00138050		(0.41)	
	GATHERING	Feb 23				(2,761.90)	0.00138050	0.00138050		(3.82)	
	TRANSPORTATION (EMUS)	Feb 23				(4,464.95)	0.00138050	0.00138050		(6.16)	
	PROCESSING FUEL	Feb 23				(2,135.70)	0.00138050	0.00138050		(2.95)	
	ENVIRONMENTAL TAX (GAS)	Feb 23				(10.55)	0.00138050	0.00138050		(0.01)	
	PRODUCTION TAX	Feb 23				(825.76)	0.00138050	0.00138050		(1.14)	
	ROYALTY INTEREST	Feb 23	1.3380	12,027.17	2.33	27,992.34	0.00021231	0.00021231	2.55	5.94	
	PROCESSING	Feb 23				(2,540.42)	0.00021231	0.00021231		0.00	
	TREATING	Feb 23				(2,738.62)	0.00021231	0.00021231		0.00	
	TRANSPORTATION - FUEL	Feb 23				(300.72)	0.00021231	0.00021231		0.00	
	GATHERING	Feb 23				(2,761.90)	0.00021231	0.00021231		0.00	
	TRANSPORTATION (EMUS)	Feb 23				(4,464.95)	0.00021231	0.00021231		0.00	
	PROCESSING FUEL	Feb 23				(2,135.70)	0.00021231	0.00021231		0.00	
	ENVIRONMENTAL TAX (GAS)	Feb 23				(10.54)	0.00021231	0.00021231		0.00	
	PRODUCTION TAX	Feb 23				(821.64)	0.00021231	0.00021231		(0.17)	
Total GAS (MCF)									19.18	22.71	

Represented Unit of Measure: Gas = MCFs, Plant Products = BBLs, Oil = BBLs

Generated on Monday, May 1, 2023 3:05 PM

© 2023 Enverus. All rights reserved. Unauthorized use prohibited.

			Property Values				Owner Share			
Type	Production Date	BTU	Volume	Price	Value	Owner Interest	Distribution Interest	Volume	Value	
OIL (BBLs)										
ROYALTY INTEREST	Feb 23		15,811.55	77.80	1,230,193.76	0.00138050	0.00138050	21.83	1,698.29	
COND/OIL TRANSPORTATION	Feb 23				(16,138.41)	0.00138050	0.00138050		(22.27)	
OIL TRANSPORT FUEL	Feb 23				(2,460.39)	0.00138050	0.00138050		(3.39)	
ENVIRONMENTAL TAX (GAS)	Feb 23				(98.82)	0.00138050	0.00138050		(0.14)	
PRODUCTION TAX	Feb 23				(56,588.91)	0.00138050	0.00138050		(78.13)	
ROYALTY INTEREST	Feb 23		15,811.55	77.80	1,230,193.76	0.00021231	0.00021231	3.36	261.19	
COND/OIL TRANSPORTATION	Feb 23				(16,138.41)	0.00021231	0.00021231		0.00	
OIL TRANSPORT FUEL	Feb 23				(2,460.39)	0.00021231	0.00021231		0.00	
ENVIRONMENTAL TAX (GAS)	Feb 23				(98.82)	0.00021231	0.00021231		(0.02)	
PRODUCTION TAX	Feb 23				(56,588.91)	0.00021231	0.00021231		(12.01)	
Total OIL (BBLs)								25.19	1,843.52	
PLANT PRODUCTS (BBLs)										
ROYALTY INTEREST	Feb 23		2,586.48	29.46	76,203.66	0.00138050	0.00138050	3.57	105.20	
PROCESSING	Feb 23				(8,382.40)	0.00138050	0.00138050		(11.58)	
PRODUCTION TAX	Feb 23				(4,494.87)	0.00138050	0.00138050		(6.21)	
ROYALTY INTEREST	Feb 23		2,586.48	29.46	76,203.66	0.00021231	0.00021231	0.55	16.18	
PROCESSING	Feb 23				(8,382.40)	0.00021231	0.00021231		0.00	
PRODUCTION TAX	Feb 23				(4,494.87)	0.00021231	0.00021231		(0.96)	
Total PLANT PRODUCTS (BBLs)								4.12	102.63	
Total Property									1,968.86	

	Owner Gross Value	Owner Deductions	Owner Taxes	Non Revenue Deductions	Owner Net Value
Check Total	-	-	22	-	-
Year to Date	-	-	UU	-	-

7PUR7V3
T,RTU3



Revenue Statement

Owner

-
-
-
-

Operator

OVINTIV USA INC
370 17TH ST STE 1700
DENVER, CO 80202-5632
1-866-917-3700
ovintiv@ownerrelationsupport.com

Check

Check Number 2627081
Check Amount -
Check Date April 20, 2023
Check Type ACH

Copyright Notice

© 2023 Enverus. All rights reserved. Unauthorized use prohibited.

Data, reports, user interface, software and other content which is accessed by users through EnergyLink constitutes copyright protected content owned by Enverus. Any unauthorized copying, scraping, downloading, retransmission, redistribution, reproduction, republishing or other duplication or modification of copyright protected content is a violation of Canadian and US federal copyright laws and may be subject to legal action. Other than downloading of PDF copies of processed invoices for use in an unmodified format by authorized users, no one has permission to copy, scrape, download, retransmit, redistribute, reproduce, republish, duplicate, modify or make public for commercial use this copyright protected content, in any form, without the express written permission of Enverus.



EnergyLink can provide this data in Excel, CDEX, or any other requested format.
Visit <https://www.energylink.com/Features> to find out more information or call EnergyLink Support at 1-888-573-3364.



		Type	Production Date	Property Values				Owner Share			
				BTU	Volume	Price	Value	Owner Interest	Distribution Interest	Volume	Value
Property:	89108	DOBBY 43G 7HK, State: TX, County: HOWARD									
GAS (MCF)											
	ROYALTY INTEREST	Feb 23	1.3380	18,813.87	2.33	43,810.86	0.00136520	0.00136520	25.67	59.81	
	PROCESSING	Feb 23				(3,968.23)	0.00136520	0.00136520		(5.42)	
	TREATING	Feb 23				(4,277.82)	0.00136520	0.00136520		(5.84)	
	TRANSPORTATION - FUEL	Feb 23				(469.73)	0.00136520	0.00136520		(0.64)	
	GATHERING	Feb 23				(4,314.19)	0.00136520	0.00136520		(5.89)	
	TRANSPORTATION (EMUS)	Feb 23				(6,974.42)	0.00136520	0.00136520		(9.52)	
	PROCESSING FUEL	Feb 23				(3,336.05)	0.00136520	0.00136520		(4.56)	
	ENVIRONMENTAL TAX (GAS)	Feb 23				(16.48)	0.00136520	0.00136520		(0.02)	
	PRODUCTION TAX	Feb 23				(1,289.86)	0.00136520	0.00136520		(1.76)	
	ROYALTY INTEREST	Feb 23	1.3380	18,786.87	2.33	43,725.04	0.00020991	0.00020991	3.95	9.18	
	PROCESSING	Feb 23				(3,968.23)	0.00020991	0.00020991		0.00	
	TREATING	Feb 23				(4,277.82)	0.00020991	0.00020991		0.00	
	TRANSPORTATION - FUEL	Feb 23				(469.73)	0.00020991	0.00020991		0.00	
	GATHERING	Feb 23				(4,314.19)	0.00020991	0.00020991		0.00	
	TRANSPORTATION (EMUS)	Feb 23				(6,974.42)	0.00020991	0.00020991		0.00	
	PROCESSING FUEL	Feb 23				(3,336.05)	0.00020991	0.00020991		0.00	
	ENVIRONMENTAL TAX (GAS)	Feb 23				(16.46)	0.00020991	0.00020991		0.00	
	PRODUCTION TAX	Feb 23				(1,283.42)	0.00020991	0.00020991		(0.27)	
Total GAS (MCF)									29.62	35.07	

Represented Unit of Measure: Gas = MCFs, Plant Products = BBLs, Oil = BBLs

Generated on Monday, May 1, 2023 3:05 PM

© 2023 Enverus. All rights reserved. Unauthorized use prohibited.

		Production Date	Property Values				Owner Share			
			BTU	Volume	Price	Value	Owner Interest	Distribution Interest	Volume	Value
OIL (BBLs)										
	ROYALTY INTEREST	Feb 23		14,585.32	77.80	1,134,788.78	0.00136520	0.00136520	19.91	1,549.21
	COND/OIL TRANSPORTATION	Feb 23				(14,886.83)	0.00136520	0.00136520		(20.32)
	OIL TRANSPORT FUEL	Feb 23				(2,269.58)	0.00136520	0.00136520		(3.10)
	ENVIRONMENTAL TAX (GAS)	Feb 23				(91.16)	0.00136520	0.00136520		(0.13)
	PRODUCTION TAX	Feb 23				(52,200.28)	0.00136520	0.00136520		(71.27)
	ROYALTY INTEREST	Feb 23		14,585.32	77.80	1,134,788.78	0.00020991	0.00020991	3.06	238.21
	COND/OIL TRANSPORTATION	Feb 23				(14,886.83)	0.00020991	0.00020991		0.00
	OIL TRANSPORT FUEL	Feb 23				(2,269.58)	0.00020991	0.00020991		0.00
	ENVIRONMENTAL TAX (GAS)	Feb 23				(91.16)	0.00020991	0.00020991		(0.02)
	PRODUCTION TAX	Feb 23				(52,200.28)	0.00020991	0.00020991		(10.96)
Total OIL (BBLs)									22.97	1,681.62
PLANT PRODUCTS (BBLs)										
	ROYALTY INTEREST	Feb 23		4,040.18	29.46	119,032.85	0.00136520	0.00136520	5.52	162.50
	PROCESSING	Feb 23				(13,093.61)	0.00136520	0.00136520		(17.87)
	PRODUCTION TAX	Feb 23				(7,021.14)	0.00136520	0.00136520		(9.59)
	ROYALTY INTEREST	Feb 23		4,040.18	29.46	119,032.85	0.00020991	0.00020991	0.85	24.98
	PROCESSING	Feb 23				(13,093.61)	0.00020991	0.00020991		0.00
	PRODUCTION TAX	Feb 23				(7,021.14)	0.00020991	0.00020991		(1.47)
Total PLANT PRODUCTS (BBLs)									6.37	158.55
Total Property										1,875.24

	Owner Gross Value	Owner Deductions	Owner Taxes	Non Revenue Deductions	Owner Net Value	
Check Total	-	-	22	-	-	7PUR7V3
Year to Date	-	-	UU	-	-	T,RTU3



Revenue Statement

Owner

-
-
-
-

Operator

OVINTIV USA INC
370 17TH ST STE 1700
DENVER, CO 80202-5632
1-866-917-3700
ovintiv@ownerrelationsupport.com

Check

Check Number	2627081
Check Amount	-
Check Date	April 20, 2023
Check Type	ACH

Copyright Notice

© 2023 Enverus. All rights reserved. Unauthorized use prohibited.

Data, reports, user interface, software and other content which is accessed by users through EnergyLink constitutes copyright protected content owned by Enverus. Any unauthorized copying, scraping, downloading, retransmission, redistribution, reproduction, republishing or other duplication or modification of copyright protected content is a violation of Canadian and US federal copyright laws and may be subject to legal action. Other than downloading of PDF copies of processed invoices for use in an unmodified format by authorized users, no one has permission to copy, scrape, download, retransmit, redistribute, reproduce, republish, duplicate, modify or make public for commercial use this copyright protected content, in any form, without the express written permission of Enverus.



EnergyLink can provide this data in Excel, CDEX, or any other requested format.
Visit <https://www.energylink.com/Features> to find out more information or call EnergyLink Support at 1-888-573-3364.



		Production Date	Property Values				Owner Share			
			BTU	Volume	Price	Value	Owner Interest	Distribution Interest	Volume	Value
Property:	89109	DOBBY 43G 6HF, State: TX, County: HOWARD								
GAS (MCF)										
	ROYALTY INTEREST	Feb 23	1.3380	13,314.10	2.33	31,003.85	0.00141337	0.00141337	18.82	43.83
	PROCESSING	Feb 23				(2,808.22)	0.00141337	0.00141337		(3.97)
	TREATING	Feb 23				(3,027.31)	0.00141337	0.00141337		(4.27)
	TRANSPORTATION - FUEL	Feb 23				(332.42)	0.00141337	0.00141337		(0.47)
	GATHERING	Feb 23				(3,053.05)	0.00141337	0.00141337		(4.32)
	TRANSPORTATION (EMUS)	Feb 23				(4,935.62)	0.00141337	0.00141337		(6.97)
	PROCESSING FUEL	Feb 23				(2,360.84)	0.00141337	0.00141337		(3.34)
	ENVIRONMENTAL TAX (GAS)	Feb 23				(11.66)	0.00141337	0.00141337		(0.01)
	PRODUCTION TAX	Feb 23				(912.80)	0.00141337	0.00141337		(1.29)
	ROYALTY INTEREST	Feb 23	1.3380	13,295.00	2.33	30,943.14	0.00021733	0.00021733	2.89	6.73
	PROCESSING	Feb 23				(2,808.22)	0.00021733	0.00021733		0.00
	TREATING	Feb 23				(3,027.31)	0.00021733	0.00021733		0.00
	TRANSPORTATION - FUEL	Feb 23				(332.42)	0.00021733	0.00021733		0.00
	GATHERING	Feb 23				(3,053.05)	0.00021733	0.00021733		0.00
	TRANSPORTATION (EMUS)	Feb 23				(4,935.62)	0.00021733	0.00021733		0.00
	PROCESSING FUEL	Feb 23				(2,360.84)	0.00021733	0.00021733		0.00
	ENVIRONMENTAL TAX (GAS)	Feb 23				(11.65)	0.00021733	0.00021733		0.00
	PRODUCTION TAX	Feb 23				(908.25)	0.00021733	0.00021733		(0.19)
Total GAS (MCF)									21.71	25.73

Represented Unit of Measure: Gas = MCFs, Plant Products = BBLs, Oil = BBLs

Generated on Monday, May 1, 2023 3:05 PM

© 2023 Enverus. All rights reserved. Unauthorized use prohibited.

			Property Values				Owner Share			
Type	Production Date	BTU	Volume	Price	Value	Owner Interest	Distribution Interest	Volume	Value	
OIL (BBLs)										
ROYALTY INTEREST	Feb 23		11,572.58	77.80	900,387.10	0.00141337	0.00141337	16.35	1,272.58	
COND/OIL TRANSPORTATION	Feb 23				(11,811.81)	0.00141337	0.00141337		(16.70)	
OIL TRANSPORT FUEL	Feb 23				(1,800.77)	0.00141337	0.00141337		(2.55)	
ENVIRONMENTAL TAX (GAS)	Feb 23				(72.33)	0.00141337	0.00141337		(0.10)	
PRODUCTION TAX	Feb 23				(41,417.81)	0.00141337	0.00141337		(58.54)	
ROYALTY INTEREST	Feb 23		11,572.58	77.80	900,387.10	0.00021733	0.00021733	2.51	195.68	
COND/OIL TRANSPORTATION	Feb 23				(11,811.81)	0.00021733	0.00021733		0.00	
OIL TRANSPORT FUEL	Feb 23				(1,800.77)	0.00021733	0.00021733		0.00	
ENVIRONMENTAL TAX (GAS)	Feb 23				(72.33)	0.00021733	0.00021733		(0.01)	
PRODUCTION TAX	Feb 23				(41,417.81)	0.00021733	0.00021733		(9.01)	
Total OIL (BBLs)								18.86	1,381.35	
PLANT PRODUCTS (BBLs)										
ROYALTY INTEREST	Feb 23		2,859.14	29.46	84,236.62	0.00141337	0.00141337	4.05	119.06	
PROCESSING	Feb 23				(9,266.03)	0.00141337	0.00141337		(13.10)	
PRODUCTION TAX	Feb 23				(4,968.69)	0.00141337	0.00141337		(7.02)	
ROYALTY INTEREST	Feb 23		2,859.14	29.46	84,236.62	0.00021733	0.00021733	0.62	18.31	
PROCESSING	Feb 23				(9,266.03)	0.00021733	0.00021733		0.00	
PRODUCTION TAX	Feb 23				(4,968.69)	0.00021733	0.00021733		(1.07)	
Total PLANT PRODUCTS (BBLs)								4.67	116.18	
Total Property									1,523.26	

	Owner Gross Value	Owner Deductions	Owner Taxes	Non Revenue Deductions	Owner Net Value
Check Total	-	-	22	-	-
Year to Date	-	-	UU	-	-

7PUR7V3
T,RTU3



Revenue Statement

Owner

-
-
-
-

Operator

OVINTIV USA INC
370 17TH ST STE 1700
DENVER, CO 80202-5632
1-866-917-3700
ovintiv@ownerrelationsupport.com

Check

Check Number 2602972
Check Amount -
Check Date March 20, 2023
Check Type ACH

Copyright Notice

© 2023 Enverus. All rights reserved. Unauthorized use prohibited.

Data, reports, user interface, software and other content which is accessed by users through EnergyLink constitutes copyright protected content owned by Enverus. Any unauthorized copying, scraping, downloading, retransmission, redistribution, reproduction, republishing or other duplication or modification of copyright protected content is a violation of Canadian and US federal copyright laws and may be subject to legal action. Other than downloading of PDF copies of processed invoices for use in an unmodified format by authorized users, no one has permission to copy, scrape, download, retransmit, redistribute, reproduce, republish, duplicate, modify or make public for commercial use this copyright protected content, in any form, without the express written permission of Enverus.



EnergyLink can provide this data in Excel, CDEX, or any other requested format.
Visit <https://www.energylink.com/Features> to find out more information or call EnergyLink Support at 1-888-573-3364.



		Type	Production Date	Property Values				Owner Share			
				BTU	Volume	Price	Value	Owner Interest	Distribution Interest	Volume	Value
Property:	79198	RYAN 6 #1, State: TX, County: HOWARD									
GAS (MCF)											
	ROYALTY INTEREST	Jan 23	1.3470	239.61	3.99	955.84	0.00234375	0.00234375	0.57	2.23	
	PROCESSING	Jan 23				(64.02)	0.00234375	0.00234375		(0.15)	
	TREATING	Jan 23				(27.01)	0.00234375	0.00234375		(0.07)	
	TRANSPORTATION - FUEL	Jan 23				(5.39)	0.00234375	0.00234375		(0.01)	
	GATHERING	Jan 23				(50.00)	0.00234375	0.00234375		(0.11)	
	TRANSPORTATION (EMUS)	Jan 23				(55.42)	0.00234375	0.00234375		(0.13)	
	PROCESSING FUEL	Jan 23				(38.67)	0.00234375	0.00234375		(0.09)	
	ENVIRONMENTAL TAX (GAS)	Jan 23				(0.19)	0.00234375	0.00234375		0.00	
	PRODUCTION TAX	Jan 23				(50.89)	0.00234375	0.00234375		(0.13)	
							Total GAS (MCF)		0.57	1.54	
OIL (BBLs)											
	ROYALTY INTEREST	Jan 23		178.51	76.31	13,622.26	0.00234375	0.00234375	0.42	31.93	
	ENVIRONMENTAL TAX (GAS)	Jan 23				(1.12)	0.00234375	0.00234375		0.00	
	PRODUCTION TAX	Jan 23				(626.62)	0.00234375	0.00234375		(1.47)	
							Total OIL (BBLs)		0.42	30.46	
PLANT PRODUCTS (BBLs)											
	ROYALTY INTEREST	Jan 23		31.38	28.49	894.08	0.00234375	0.00234375	0.07	2.09	
	PROCESSING	Jan 23				(134.11)	0.00234375	0.00234375		(0.31)	
	PRODUCTION TAX	Jan 23				(50.72)	0.00234375	0.00234375		(0.11)	

Represented Unit of Measure: Gas = MCFs, Plant Products = BBLs, Oil = BBLs

Generated on Monday, May 1, 2023 2:58 PM

© 2023 Enverus. All rights reserved. Unauthorized use prohibited.

Type	Production Date	Property Values				Owner Share			
		BTU	Volume	Price	Value	Owner Interest	Distribution Interest	Volume	Value
Total PLANT PRODUCTS (BBLs)								0.07	1.67
Total Property									33.67

	Owner Gross Value	Owner Deductions	Owner Taxes	Non Revenue Deductions	Owner Net Value
Check Total	-	-	R,T	-	-
Year to Date	-	-	RVV	-	-

7V1RST3

N7VPR123



Revenue Statement

Owner

-
-
-
-

Operator

OVINTIV USA INC
370 17TH ST STE 1700
DENVER, CO 80202-5632
1-866-917-3700
ovintiv@ownerrelationsupport.com

Check

Check Number	2602972
Check Amount	-
Check Date	March 20, 2023
Check Type	ACH

Copyright Notice

© 2023 Enverus. All rights reserved. Unauthorized use prohibited.

Data, reports, user interface, software and other content which is accessed by users through EnergyLink constitutes copyright protected content owned by Enverus. Any unauthorized copying, scraping, downloading, retransmission, redistribution, reproduction, republishing or other duplication or modification of copyright protected content is a violation of Canadian and US federal copyright laws and may be subject to legal action. Other than downloading of PDF copies of processed invoices for use in an unmodified format by authorized users, no one has permission to copy, scrape, download, retransmit, redistribute, reproduce, republish, duplicate, modify or make public for commercial use this copyright protected content, in any form, without the express written permission of Enverus.



EnergyLink can provide this data in Excel, CDEX, or any other requested format.
Visit <https://www.energylink.com/Features> to find out more information or call EnergyLink Support at 1-888-573-3364.



		Production Date	Property Values				Owner Share			
			BTU	Volume	Price	Value	Owner Interest	Distribution Interest	Volume	Value
Property: 82758		NEWTON 43A 1HE, State: TX, County: HOWARD								
GAS (MCF)										
	ROYALTY INTEREST	Jan 23	1.3050	6,157.67	3.62	22,268.49	0.00039957	0.00039957	2.46	8.91
	PROCESSING	Jan 23				(2,258.14)	0.00039957	0.00039957		(0.90)
	TREATING	Jan 23				(1,085.09)	0.00039957	0.00039957		(0.43)
	TRANSPORTATION - FUEL	Jan 23				(216.44)	0.00039957	0.00039957		(0.09)
	GATHERING	Jan 23				(1,945.94)	0.00039957	0.00039957		(0.78)
	TRANSPORTATION (EMUS)	Jan 23				(2,225.95)	0.00039957	0.00039957		(0.89)
	PROCESSING FUEL	Jan 23				(1,504.74)	0.00039957	0.00039957		(0.61)
	ENVIRONMENTAL TAX (GAS)	Jan 23				(5.17)	0.00039957	0.00039957		0.00
	PRODUCTION TAX	Jan 23				(857.80)	0.00039957	0.00039957		(0.34)
			Total GAS (MCF)						2.46	4.87
OIL (BBLs)										
	ROYALTY INTEREST	Jan 23		2,028.64	78.76	159,770.25	0.00039957	0.00039957	0.81	63.84
	COND/OIL TRANSPORTATION	Jan 23				(2,070.59)	0.00039957	0.00039957		(0.82)
	OIL TRANSPORT FUEL	Jan 23				(319.54)	0.00039957	0.00039957		(0.13)
	ENVIRONMENTAL TAX (GAS)	Jan 23				(12.68)	0.00039957	0.00039957		0.00
	PRODUCTION TAX	Jan 23				(7,349.43)	0.00039957	0.00039957		(2.94)
			Total OIL (BBLs)						0.81	59.95
PLANT PRODUCTS (BBLs)										
	ROYALTY INTEREST	Jan 23		1,074.84	25.63	27,544.88	0.00039957	0.00039957	0.43	11.01

Represented Unit of Measure: Gas = MCFs, Plant Products = BBLs, Oil = BBLs

Generated on Monday, May 1, 2023 2:58 PM

© 2023 Enverus. All rights reserved. Unauthorized use prohibited.

Type	Production Date	Property Values				Owner Share			
		BTU	Volume	Price	Value	Owner Interest	Distribution Interest	Volume	Value
PROCESSING	Jan 23				(3,305.39)	0.00039957	0.00039957		(1.33)
PRODUCTION TAX	Jan 23				(1,601.65)	0.00039957	0.00039957		(0.64)
Total PLANT PRODUCTS (BBLs)								0.43	9.04
Total Property									73.86

	Owner Gross Value	Owner Deductions	Owner Taxes	Non Revenue Deductions	Owner Net Value	
Check Total	-	-	R,T	-	-	7V1RST3
Year to Date	-	-	RVV	-	-	N7VPR123



Revenue Statement

Owner

-
-
-
-

Operator

OVINTIV USA INC
370 17TH ST STE 1700
DENVER, CO 80202-5632
1-866-917-3700
ovintiv@ownerrelationsupport.com

Check

Check Number	2602972
Check Amount	-
Check Date	March 20, 2023
Check Type	ACH

Copyright Notice

© 2023 Enverus. All rights reserved. Unauthorized use prohibited.

Data, reports, user interface, software and other content which is accessed by users through EnergyLink constitutes copyright protected content owned by Enverus. Any unauthorized copying, scraping, downloading, retransmission, redistribution, reproduction, republishing or other duplication or modification of copyright protected content is a violation of Canadian and US federal copyright laws and may be subject to legal action. Other than downloading of PDF copies of processed invoices for use in an unmodified format by authorized users, no one has permission to copy, scrape, download, retransmit, redistribute, reproduce, republish, duplicate, modify or make public for commercial use this copyright protected content, in any form, without the express written permission of Enverus.



EnergyLink can provide this data in Excel, CDEX, or any other requested format.
Visit <https://www.energylink.com/Features> to find out more information or call EnergyLink Support at 1-888-573-3364.



		Production Date	Property Values				Owner Share			
			BTU	Volume	Price	Value	Owner Interest	Distribution Interest	Volume	Value
Property: 82759		NEWTON 43A 2HK, State: TX, County: HOWARD								
GAS (MCF)	ROYALTY INTEREST	Jan 23	1.3050	4,748.25	3.62	17,171.53	0.00039843	0.00039843	1.89	6.85
	PROCESSING	Jan 23				(1,741.28)	0.00039843	0.00039843		(0.70)
	TREATING	Jan 23				(836.72)	0.00039843	0.00039843		(0.33)
	TRANSPORTATION - FUEL	Jan 23				(166.90)	0.00039843	0.00039843		(0.07)
	GATHERING	Jan 23				(1,500.54)	0.00039843	0.00039843		(0.59)
	TRANSPORTATION (EMUS)	Jan 23				(1,716.46)	0.00039843	0.00039843		(0.69)
	PROCESSING FUEL	Jan 23				(1,160.33)	0.00039843	0.00039843		(0.46)
	ENVIRONMENTAL TAX (GAS)	Jan 23				(3.99)	0.00039843	0.00039843		0.00
	PRODUCTION TAX	Jan 23				(661.46)	0.00039843	0.00039843		(0.26)
Total GAS (MCF)									1.89	3.75
OIL (BBLs)	ROYALTY INTEREST	Jan 23		1,214.92	78.76	95,683.85	0.00039843	0.00039843	0.48	38.13
	COND/OIL TRANSPORTATION	Jan 23				(1,240.04)	0.00039843	0.00039843		(0.49)
	OIL TRANSPORT FUEL	Jan 23				(191.37)	0.00039843	0.00039843		(0.08)
	ENVIRONMENTAL TAX (GAS)	Jan 23				(7.59)	0.00039843	0.00039843		0.00
	PRODUCTION TAX	Jan 23				(4,401.46)	0.00039843	0.00039843		(1.75)
Total OIL (BBLs)									0.48	35.81
PLANT PRODUCTS (BBLs)										
	ROYALTY INTEREST	Jan 23		828.82	25.63	21,240.22	0.00039843	0.00039843	0.33	8.46

Represented Unit of Measure: Gas = MCFs, Plant Products = BBLs, Oil = BBLs

Generated on Monday, May 1, 2023 2:58 PM

© 2023 Enverus. All rights reserved. Unauthorized use prohibited.

Type	Production Date	Property Values				Owner Share			
		BTU	Volume	Price	Value	Owner Interest	Distribution Interest	Volume	Value
PROCESSING	Jan 23				(2,548.83)	0.00039843	0.00039843		(1.02)
PRODUCTION TAX	Jan 23				(1,235.05)	0.00039843	0.00039843		(0.49)
Total PLANT PRODUCTS (BBLs)								0.33	6.95
Total Property									46.51

	Owner Gross Value	Owner Deductions	Owner Taxes	Non Revenue Deductions	Owner Net Value	
Check Total	-	-	R,T	-	-	7V1RST3
Year to Date	-	-	RVV	-	-	N7VPR123



Revenue Statement

Owner

-
-
-
-

Operator

OVINTIV USA INC
370 17TH ST STE 1700
DENVER, CO 80202-5632
1-866-917-3700
ovintiv@ownerrelationsupport.com

Check

Check Number 2602972
Check Amount -
Check Date March 20, 2023
Check Type ACH

Copyright Notice

© 2023 Enverus. All rights reserved. Unauthorized use prohibited.

Data, reports, user interface, software and other content which is accessed by users through EnergyLink constitutes copyright protected content owned by Enverus. Any unauthorized copying, scraping, downloading, retransmission, redistribution, reproduction, republishing or other duplication or modification of copyright protected content is a violation of Canadian and US federal copyright laws and may be subject to legal action. Other than downloading of PDF copies of processed invoices for use in an unmodified format by authorized users, no one has permission to copy, scrape, download, retransmit, redistribute, reproduce, republish, duplicate, modify or make public for commercial use this copyright protected content, in any form, without the express written permission of Enverus.



EnergyLink can provide this data in Excel, CDEX, or any other requested format.
Visit <https://www.energylink.com/Features> to find out more information or call EnergyLink Support at 1-888-573-3364.



		Type	Production Date	Property Values				Owner Share			
				BTU	Volume	Price	Value	Owner Interest	Distribution Interest	Volume	Value
Property:	82760	NEWTON 43B 3HJ, State: TX, County: HOWARD									
GAS (MCF)											
	ROYALTY INTEREST	Jan 23	1.3050	4,271.65	3.62	15,447.94	0.00039656	0.00039656	1.71	6.13	
	PROCESSING	Jan 23				(1,566.50)	0.00039656	0.00039656		(0.62)	
	TREATING	Jan 23				(752.74)	0.00039656	0.00039656		(0.30)	
	TRANSPORTATION - FUEL	Jan 23				(150.15)	0.00039656	0.00039656		(0.06)	
	GATHERING	Jan 23				(1,349.92)	0.00039656	0.00039656		(0.54)	
	TRANSPORTATION (EMUS)	Jan 23				(1,544.17)	0.00039656	0.00039656		(0.62)	
	PROCESSING FUEL	Jan 23				(1,043.86)	0.00039656	0.00039656		(0.41)	
	ENVIRONMENTAL TAX (GAS)	Jan 23				(3.59)	0.00039656	0.00039656		0.00	
	PRODUCTION TAX	Jan 23				(595.07)	0.00039656	0.00039656		(0.24)	
							Total GAS (MCF)		1.71	3.34	
OIL (BBLs)											
	ROYALTY INTEREST	Jan 23		1,185.44	78.76	93,362.08	0.00039656	0.00039656	0.47	37.03	
	COND/OIL TRANSPORTATION	Jan 23				(1,209.95)	0.00039656	0.00039656		(0.48)	
	OIL TRANSPORT FUEL	Jan 23				(186.72)	0.00039656	0.00039656		(0.07)	
	ENVIRONMENTAL TAX (GAS)	Jan 23				(7.41)	0.00039656	0.00039656		0.00	
	PRODUCTION TAX	Jan 23				(4,294.66)	0.00039656	0.00039656		(1.70)	
							Total OIL (BBLs)		0.47	34.78	
PLANT PRODUCTS (BBLs)											
	ROYALTY INTEREST	Jan 23		745.63	25.63	19,108.23	0.00039656	0.00039656	0.30	7.58	

Represented Unit of Measure: Gas = MCFs, Plant Products = BBLs, Oil = BBLs

Generated on Monday, May 1, 2023 2:58 PM

© 2023 Enverus. All rights reserved. Unauthorized use prohibited.

Type	Production Date	Property Values				Owner Share			
		BTU	Volume	Price	Value	Owner Interest	Distribution Interest	Volume	Value
PROCESSING	Jan 23				(2,292.99)	0.00039656	0.00039656		(0.91)
PRODUCTION TAX	Jan 23				(1,111.09)	0.00039656	0.00039656		(0.45)
Total PLANT PRODUCTS (BBLs)								0.30	6.22
Total Property									44.34

	Owner Gross Value	Owner Deductions	Owner Taxes	Non Revenue Deductions	Owner Net Value	
Check Total	-	-	R,T	-	-	7V1RST3
Year to Date	-	-	RVV	-	-	N7VPR123



Revenue Statement

Owner

-
-
-
-

Operator

OVINTIV USA INC
370 17TH ST STE 1700
DENVER, CO 80202-5632
1-866-917-3700
ovintiv@ownerrelationsupport.com

Check

Check Number 2602972
Check Amount -
Check Date March 20, 2023
Check Type ACH

Copyright Notice

© 2023 Enverus. All rights reserved. Unauthorized use prohibited.

Data, reports, user interface, software and other content which is accessed by users through EnergyLink constitutes copyright protected content owned by Enverus. Any unauthorized copying, scraping, downloading, retransmission, redistribution, reproduction, republishing or other duplication or modification of copyright protected content is a violation of Canadian and US federal copyright laws and may be subject to legal action. Other than downloading of PDF copies of processed invoices for use in an unmodified format by authorized users, no one has permission to copy, scrape, download, retransmit, redistribute, reproduce, republish, duplicate, modify or make public for commercial use this copyright protected content, in any form, without the express written permission of Enverus.



EnergyLink can provide this data in Excel, CDEX, or any other requested format.
Visit <https://www.energylink.com/Features> to find out more information or call EnergyLink Support at 1-888-573-3364.



			Property Values				Owner Share			
Type	Production Date		BTU	Volume	Price	Value	Owner Interest	Distribution Interest	Volume	Value
Property:	82761	NEWTON 43BK 4HE, State: TX, County: HOWARD								
GAS (MCF)										
	ROYALTY INTEREST	Jan 23	1.3050	3,319.48	3.62	12,004.54	0.00038999	0.00038999	1.30	4.69
	PROCESSING	Jan 23				(1,217.32)	0.00038999	0.00038999		(0.48)
	TREATING	Jan 23				(584.95)	0.00038999	0.00038999		(0.23)
	TRANSPORTATION - FUEL	Jan 23				(116.68)	0.00038999	0.00038999		(0.05)
	GATHERING	Jan 23				(1,049.02)	0.00038999	0.00038999		(0.41)
	TRANSPORTATION (EMUS)	Jan 23				(1,199.97)	0.00038999	0.00038999		(0.47)
	PROCESSING FUEL	Jan 23				(811.18)	0.00038999	0.00038999		(0.32)
	ENVIRONMENTAL TAX (GAS)	Jan 23				(2.79)	0.00038999	0.00038999		0.00
	PRODUCTION TAX	Jan 23				(462.43)	0.00038999	0.00038999		(0.18)
Total GAS (MCF)									1.30	2.55
OIL (BBLs)										
	ROYALTY INTEREST	Jan 23		1,395.59	78.76	109,912.93	0.00038999	0.00038999	0.55	42.87
	COND/OIL TRANSPORTATION	Jan 23				(1,424.45)	0.00038999	0.00038999		(0.56)
	OIL TRANSPORT FUEL	Jan 23				(219.83)	0.00038999	0.00038999		(0.08)
	ENVIRONMENTAL TAX (GAS)	Jan 23				(8.72)	0.00038999	0.00038999		0.00
	PRODUCTION TAX	Jan 23				(5,055.99)	0.00038999	0.00038999		(1.98)
Total OIL (BBLs)									0.55	40.25
PLANT PRODUCTS (BBLs)										
	ROYALTY INTEREST	Jan 23		579.43	25.63	14,848.94	0.00038999	0.00038999	0.23	5.79

Represented Unit of Measure: Gas = MCFs, Plant Products = BBLs, Oil = BBLs

Generated on Monday, May 1, 2023 2:58 PM

© 2023 Enverus. All rights reserved. Unauthorized use prohibited.

Type	Production Date	Property Values				Owner Share			
		BTU	Volume	Price	Value	Owner Interest	Distribution Interest	Volume	Value
PROCESSING	Jan 23				(1,781.87)	0.00038999	0.00038999		(0.70)
PRODUCTION TAX	Jan 23				(863.42)	0.00038999	0.00038999		(0.33)
Total PLANT PRODUCTS (BBLs)								0.23	4.76
Total Property									47.56

	Owner Gross Value	Owner Deductions	Owner Taxes	Non Revenue Deductions	Owner Net Value	
Check Total	-	-	R,T	-	-	7V1RST3
Year to Date	-	-	RVV	-	-	N7VPR123



Revenue Statement

Owner

-
-
-
-

Operator

OVINTIV USA INC
370 17TH ST STE 1700
DENVER, CO 80202-5632
1-866-917-3700
ovintiv@ownerrelationsupport.com

Check

Check Number 2602972
Check Amount -
Check Date March 20, 2023
Check Type ACH

Copyright Notice

© 2023 Enverus. All rights reserved. Unauthorized use prohibited.

Data, reports, user interface, software and other content which is accessed by users through EnergyLink constitutes copyright protected content owned by Enverus. Any unauthorized copying, scraping, downloading, retransmission, redistribution, reproduction, republishing or other duplication or modification of copyright protected content is a violation of Canadian and US federal copyright laws and may be subject to legal action. Other than downloading of PDF copies of processed invoices for use in an unmodified format by authorized users, no one has permission to copy, scrape, download, retransmit, redistribute, reproduce, republish, duplicate, modify or make public for commercial use this copyright protected content, in any form, without the express written permission of Enverus.



EnergyLink can provide this data in Excel, CDEX, or any other requested format.
Visit <https://www.energylink.com/Features> to find out more information or call EnergyLink Support at 1-888-573-3364.



		Production Date	Property Values				Owner Share			
Type			BTU	Volume	Price	Value	Owner Interest	Distribution Interest	Volume	Value
Property:	82762	NEWTON 43BK 5HK, State: TX, County: HOWARD								
GAS (MCF)										
	ROYALTY INTEREST	Jan 23	1.3050	1,825.93	3.62	6,603.26	0.00039062	0.00039062	0.72	2.58
	PROCESSING	Jan 23				(669.60)	0.00039062	0.00039062		(0.26)
	TREATING	Jan 23				(321.76)	0.00039062	0.00039062		(0.13)
	TRANSPORTATION - FUEL	Jan 23				(64.18)	0.00039062	0.00039062		(0.02)
	GATHERING	Jan 23				(577.03)	0.00039062	0.00039062		(0.23)
	TRANSPORTATION (EMUS)	Jan 23				(660.06)	0.00039062	0.00039062		(0.26)
	PROCESSING FUEL	Jan 23				(446.20)	0.00039062	0.00039062		(0.17)
	ENVIRONMENTAL TAX (GAS)	Jan 23				(1.53)	0.00039062	0.00039062		0.00
	PRODUCTION TAX	Jan 23				(254.36)	0.00039062	0.00039062		(0.10)
							Total GAS (MCF)		0.72	1.41
OIL (BBLs)										
	ROYALTY INTEREST	Jan 23		773.28	78.76	60,901.46	0.00039062	0.00039062	0.30	23.79
	COND/OIL TRANSPORTATION	Jan 23				(789.27)	0.00039062	0.00039062		(0.31)
	OIL TRANSPORT FUEL	Jan 23				(121.80)	0.00039062	0.00039062		(0.05)
	ENVIRONMENTAL TAX (GAS)	Jan 23				(4.83)	0.00039062	0.00039062		0.00
	PRODUCTION TAX	Jan 23				(2,801.47)	0.00039062	0.00039062		(1.10)
							Total OIL (BBLs)		0.30	22.33
PLANT PRODUCTS (BBLs)										
	ROYALTY INTEREST	Jan 23		318.72	25.63	8,167.87	0.00039062	0.00039062	0.13	3.19

Represented Unit of Measure: Gas = MCFs, Plant Products = BBLs, Oil = BBLs

Generated on Monday, May 1, 2023 2:58 PM

© 2023 Enverus. All rights reserved. Unauthorized use prohibited.

Type	Production Date	Property Values				Owner Share			
		BTU	Volume	Price	Value	Owner Interest	Distribution Interest	Volume	Value
PROCESSING	Jan 23				(980.14)	0.00039062	0.00039062		(0.39)
PRODUCTION TAX	Jan 23				(474.94)	0.00039062	0.00039062		(0.18)
Total PLANT PRODUCTS (BBLs)								0.13	2.62
Total Property									26.36

	Owner Gross Value	Owner Deductions	Owner Taxes	Non Revenue Deductions	Owner Net Value	
Check Total	-	-	R,T	-	-	7V1RST3
Year to Date	-	-	RVV	-	-	N7VPR123



Revenue Statement

Owner

-
-
-
-

Operator

OVINTIV USA INC
370 17TH ST STE 1700
DENVER, CO 80202-5632
1-866-917-3700
ovintiv@ownerrelationsupport.com

Check

Check Number 2602972
Check Amount -
Check Date March 20, 2023
Check Type ACH

Copyright Notice

© 2023 Enverus. All rights reserved. Unauthorized use prohibited.

Data, reports, user interface, software and other content which is accessed by users through EnergyLink constitutes copyright protected content owned by Enverus. Any unauthorized copying, scraping, downloading, retransmission, redistribution, reproduction, republishing or other duplication or modification of copyright protected content is a violation of Canadian and US federal copyright laws and may be subject to legal action. Other than downloading of PDF copies of processed invoices for use in an unmodified format by authorized users, no one has permission to copy, scrape, download, retransmit, redistribute, reproduce, republish, duplicate, modify or make public for commercial use this copyright protected content, in any form, without the express written permission of Enverus.



EnergyLink can provide this data in Excel, CDEX, or any other requested format.
Visit <https://www.energylink.com/Features> to find out more information or call EnergyLink Support at 1-888-573-3364.



		Type	Production Date	Property Values				Owner Share			
				BTU	Volume	Price	Value	Owner Interest	Distribution Interest	Volume	Value
Property:	82763	NEWTON 43C 6HJ, State: TX, County: HOWARD									
GAS (MCF)											
	ROYALTY INTEREST	Jan 23	1.3050	939.04	3.62	3,395.96	0.00020425	0.00020425	0.19	0.69	
	PROCESSING	Jan 23				(344.37)	0.00020425	0.00020425		(0.07)	
	TREATING	Jan 23				(165.48)	0.00020425	0.00020425		(0.03)	
	TRANSPORTATION - FUEL	Jan 23				(33.01)	0.00020425	0.00020425		(0.01)	
	GATHERING	Jan 23				(296.76)	0.00020425	0.00020425		(0.06)	
	TRANSPORTATION (EMUS)	Jan 23				(339.46)	0.00020425	0.00020425		(0.07)	
	PROCESSING FUEL	Jan 23				(229.47)	0.00020425	0.00020425		(0.05)	
	ENVIRONMENTAL TAX (GAS)	Jan 23				(0.79)	0.00020425	0.00020425		0.00	
	PRODUCTION TAX	Jan 23				(130.82)	0.00020425	0.00020425		(0.02)	
	ROYALTY INTEREST	Jan 23	1.3050	939.04	3.62	3,395.96	0.00018621	0.00018621	0.17	0.63	
	PROCESSING	Jan 23				(344.37)	0.00018621	0.00018621		(0.07)	
	TREATING	Jan 23				(165.48)	0.00018621	0.00018621		(0.03)	
	TRANSPORTATION - FUEL	Jan 23				(33.01)	0.00018621	0.00018621		(0.01)	
	GATHERING	Jan 23				(296.76)	0.00018621	0.00018621		(0.06)	
	TRANSPORTATION (EMUS)	Jan 23				(339.46)	0.00018621	0.00018621		(0.07)	
	PROCESSING FUEL	Jan 23				(229.47)	0.00018621	0.00018621		(0.05)	
	ENVIRONMENTAL TAX (GAS)	Jan 23				(0.79)	0.00018621	0.00018621		0.00	
	PRODUCTION TAX	Jan 23				(130.82)	0.00018621	0.00018621		(0.02)	
Total GAS (MCF)									0.36	0.70	

Represented Unit of Measure: Gas = MCFs, Plant Products = BBLs, Oil = BBLs

Generated on Monday, May 1, 2023 2:58 PM

© 2023 Enverus. All rights reserved. Unauthorized use prohibited.

		Production Date	Property Values				Owner Share			
			BTU	Volume	Price	Value	Owner Interest	Distribution Interest	Volume	Value
OIL (BBLs)										
	ROYALTY INTEREST	Jan 23		1,232.59	78.76	97,075.49	0.00020425	0.00020425	0.25	19.83
	COND/OIL TRANSPORTATION	Jan 23				(1,258.08)	0.00020425	0.00020425		(0.25)
	OIL TRANSPORT FUEL	Jan 23				(194.15)	0.00020425	0.00020425		(0.03)
	ENVIRONMENTAL TAX (GAS)	Jan 23				(7.70)	0.00020425	0.00020425		0.00
	PRODUCTION TAX	Jan 23				(4,465.47)	0.00020425	0.00020425		(0.91)
	ROYALTY INTEREST	Jan 23		1,232.59	78.76	97,075.49	0.00018621	0.00018621	0.23	18.08
	COND/OIL TRANSPORTATION	Jan 23				(1,258.08)	0.00018621	0.00018621		(0.23)
	OIL TRANSPORT FUEL	Jan 23				(194.15)	0.00018621	0.00018621		(0.03)
	ENVIRONMENTAL TAX (GAS)	Jan 23				(7.70)	0.00018621	0.00018621		0.00
	PRODUCTION TAX	Jan 23				(4,465.47)	0.00018621	0.00018621		(0.83)
Total OIL (BBLs)									0.48	35.63
PLANT PRODUCTS (BBLs)										
	ROYALTY INTEREST	Jan 23		163.91	25.63	4,200.60	0.00020425	0.00020425	0.03	0.86
	PROCESSING	Jan 23				(504.07)	0.00020425	0.00020425		(0.10)
	PRODUCTION TAX	Jan 23				(244.25)	0.00020425	0.00020425		(0.05)
	ROYALTY INTEREST	Jan 23		163.91	25.63	4,200.60	0.00018621	0.00018621	0.03	0.78
	PROCESSING	Jan 23				(504.07)	0.00018621	0.00018621		(0.09)
	PRODUCTION TAX	Jan 23				(244.25)	0.00018621	0.00018621		(0.05)
Total PLANT PRODUCTS (BBLs)									0.06	1.35
Total Property										37.68

	Owner Gross Value	Owner Deductions	Owner Taxes	Non Revenue Deductions	Owner Net Value	
Check Total	-	-	R,T	-	-	7V1RST3
Year to Date	-	-	RVV	-	-	N7VPR123



Revenue Statement

Owner

-
-
-
-

Operator

OVINTIV USA INC
370 17TH ST STE 1700
DENVER, CO 80202-5632
1-866-917-3700
ovintiv@ownerrelationsupport.com

Check

Check Number 2602972
Check Amount -
Check Date March 20, 2023
Check Type ACH

Copyright Notice

© 2023 Enverus. All rights reserved. Unauthorized use prohibited.

Data, reports, user interface, software and other content which is accessed by users through EnergyLink constitutes copyright protected content owned by Enverus. Any unauthorized copying, scraping, downloading, retransmission, redistribution, reproduction, republishing or other duplication or modification of copyright protected content is a violation of Canadian and US federal copyright laws and may be subject to legal action. Other than downloading of PDF copies of processed invoices for use in an unmodified format by authorized users, no one has permission to copy, scrape, download, retransmit, redistribute, reproduce, republish, duplicate, modify or make public for commercial use this copyright protected content, in any form, without the express written permission of Enverus.



EnergyLink can provide this data in Excel, CDEX, or any other requested format.
Visit <https://www.energylink.com/Features> to find out more information or call EnergyLink Support at 1-888-573-3364.



		Production Date	Property Values				Owner Share			
Type			BTU	Volume	Price	Value	Owner Interest	Distribution Interest	Volume	Value
Property:	89082	DOBBY 43D 1HF, State: TX, County: HOWARD								
GAS (MCF)										
	ROYALTY INTEREST	Jan 23	1.3050	17,178.30	3.62	62,146.67	0.00141460	0.00141460	24.30	87.92
	PROCESSING	Jan 23				(6,290.57)	0.00141460	0.00141460		(8.90)
	TREATING	Jan 23				(3,022.77)	0.00141460	0.00141460		(4.27)
	TRANSPORTATION - FUEL	Jan 23				(602.95)	0.00141460	0.00141460		(0.86)
	GATHERING	Jan 23				(5,420.86)	0.00141460	0.00141460		(7.67)
	TRANSPORTATION (EMUS)	Jan 23				(6,200.90)	0.00141460	0.00141460		(8.78)
	PROCESSING FUEL	Jan 23				(4,191.81)	0.00141460	0.00141460		(5.93)
	ENVIRONMENTAL TAX (GAS)	Jan 23				(14.43)	0.00141460	0.00141460		(0.02)
	PRODUCTION TAX	Jan 23				(2,398.05)	0.00141460	0.00141460		(3.39)
	ROYALTY INTEREST	Jan 23	1.3050	17,153.63	3.62	62,034.11	0.00021756	0.00021756	3.73	13.50
	PROCESSING	Jan 23				(6,290.57)	0.00021756	0.00021756		0.00
	TREATING	Jan 23				(3,022.77)	0.00021756	0.00021756		0.00
	TRANSPORTATION - FUEL	Jan 23				(602.95)	0.00021756	0.00021756		0.00
	GATHERING	Jan 23				(5,420.86)	0.00021756	0.00021756		0.00
	TRANSPORTATION (EMUS)	Jan 23				(6,200.90)	0.00021756	0.00021756		0.00
	PROCESSING FUEL	Jan 23				(4,191.81)	0.00021756	0.00021756		0.00
	ENVIRONMENTAL TAX (GAS)	Jan 23				(14.41)	0.00021756	0.00021756		0.00
	PRODUCTION TAX	Jan 23				(2,389.61)	0.00021756	0.00021756		(0.51)
Total GAS (MCF)									28.03	61.09

Represented Unit of Measure: Gas = MCFs, Plant Products = BBLs, Oil = BBLs

Generated on Monday, May 1, 2023 2:58 PM

© 2023 Enverus. All rights reserved. Unauthorized use prohibited.

			Property Values				Owner Share			
			BTU	Volume	Price	Value	Owner Interest	Distribution Interest	Volume	Value
Type		Production Date								
OIL (BBLs)	ROYALTY INTEREST	Jan 23		16,231.24	78.76	1,278,329.00	0.00141460	0.00141460	22.96	1,808.33
	COND/OIL TRANSPORTATION	Jan 23				(16,566.86)	0.00141460	0.00141460		(23.44)
	OIL TRANSPORT FUEL	Jan 23				(2,556.66)	0.00141460	0.00141460		(3.61)
	ENVIRONMENTAL TAX (GAS)	Jan 23				(101.45)	0.00141460	0.00141460		(0.15)
	PRODUCTION TAX	Jan 23				(58,803.13)	0.00141460	0.00141460		(83.19)
	ROYALTY INTEREST	Jan 23		16,231.24	78.76	1,278,329.00	0.00021756	0.00021756	3.53	278.10
	COND/OIL TRANSPORTATION	Jan 23				(16,566.86)	0.00021756	0.00021756		0.00
	OIL TRANSPORT FUEL	Jan 23				(2,556.66)	0.00021756	0.00021756		0.00
	ENVIRONMENTAL TAX (GAS)	Jan 23				(101.45)	0.00021756	0.00021756		(0.02)
	PRODUCTION TAX	Jan 23				(58,803.13)	0.00021756	0.00021756		(12.79)
Total OIL (BBLs)									26.49	1,963.23
PLANT PRODUCTS (BBLs)	ROYALTY INTEREST	Jan 23		2,994.22	25.63	76,732.74	0.00141460	0.00141460	4.24	108.55
	PROCESSING	Jan 23				(9,207.93)	0.00141460	0.00141460		(13.03)
	PRODUCTION TAX	Jan 23				(4,461.77)	0.00141460	0.00141460		(6.31)
	ROYALTY INTEREST	Jan 23		2,994.22	25.63	76,732.74	0.00021756	0.00021756	0.65	16.70
	PROCESSING	Jan 23				(9,207.93)	0.00021756	0.00021756		0.00
	PRODUCTION TAX	Jan 23				(4,461.77)	0.00021756	0.00021756		(0.97)
Total PLANT PRODUCTS (BBLs)									4.89	104.94
Total Property										2,129.26

	Owner Gross Value	Owner Deductions	Owner Taxes	Non Revenue Deductions	Owner Net Value	
Check Total	-	-	R,T	-	-	7V1RST3
Year to Date	-	-	RVV	-	-	N7VPR123



Revenue Statement

Owner

-
-
-
-

Operator

OVINTIV USA INC
370 17TH ST STE 1700
DENVER, CO 80202-5632
1-866-917-3700
ovintiv@ownerrelationsupport.com

Check

Check Number 2602972
Check Amount -
Check Date March 20, 2023
Check Type ACH

Copyright Notice

© 2023 Enverus. All rights reserved. Unauthorized use prohibited.

Data, reports, user interface, software and other content which is accessed by users through EnergyLink constitutes copyright protected content owned by Enverus. Any unauthorized copying, scraping, downloading, retransmission, redistribution, reproduction, republishing or other duplication or modification of copyright protected content is a violation of Canadian and US federal copyright laws and may be subject to legal action. Other than downloading of PDF copies of processed invoices for use in an unmodified format by authorized users, no one has permission to copy, scrape, download, retransmit, redistribute, reproduce, republish, duplicate, modify or make public for commercial use this copyright protected content, in any form, without the express written permission of Enverus.



EnergyLink can provide this data in Excel, CDEX, or any other requested format.
Visit <https://www.energylink.com/Features> to find out more information or call EnergyLink Support at 1-888-573-3364.



		Type	Production Date	Property Values				Owner Share			
				BTU	Volume	Price	Value	Owner Interest	Distribution Interest	Volume	Value
Property:	89083	DOBBY 43E 2HJ, State: TX, County: HOWARD									
GAS (MCF)											
	ROYALTY INTEREST	Sep 22	1.2760	(15,712.21)	6.34	(99,548.56)	0.00138008	0.00138008	(21.68)	(137.38)	
	PROCESSING	Sep 22				12,475.56	0.00138008	0.00138008		17.22	
	TREATING	Sep 22				2,562.92	0.00138008	0.00138008		3.53	
	TRANSPORTATION - FUEL	Sep 22				878.99	0.00138008	0.00138008		1.21	
	GATHERING	Sep 22				9,070.22	0.00138008	0.00138008		12.51	
	TRANSPORTATION (EMUS)	Sep 22				3,962.04	0.00138008	0.00138008		5.46	
	PROCESSING FUEL	Sep 22				7,013.75	0.00138008	0.00138008		9.68	
	ENVIRONMENTAL TAX (GAS)	Sep 22				10.48	0.00138008	0.00138008		0.01	
	PRODUCTION TAX	Sep 22				4,257.08	0.00138008	0.00138008		5.87	
	ROYALTY INTEREST	Sep 22	1.3050	(5.25)	10.76	(56.47)	0.00138008	0.00138008	(0.01)	(0.08)	
	ROYALTY INTEREST	Oct 22	1.2750	(22,918.53)	3.98	(91,257.30)	0.00138008	0.00138008	(31.63)	(125.95)	
	PROCESSING	Oct 22				11,449.63	0.00138008	0.00138008		15.81	
	TREATING	Oct 22				3,847.99	0.00138008	0.00138008		5.31	
	TRANSPORTATION - FUEL	Oct 22				838.73	0.00138008	0.00138008		1.15	
	GATHERING	Oct 22				8,324.20	0.00138008	0.00138008		11.49	
	TRANSPORTATION (EMUS)	Oct 22				6,360.49	0.00138008	0.00138008		8.78	
	PROCESSING FUEL	Oct 22				6,436.88	0.00138008	0.00138008		8.88	
	ENVIRONMENTAL TAX (GAS)	Oct 22				15.29	0.00138008	0.00138008		0.02	
	PRODUCTION TAX	Oct 22				3,552.34	0.00138008	0.00138008		4.90	

Represented Unit of Measure: Gas = MCFs, Plant Products = BBLs, Oil = BBLs

Generated on Monday, May 1, 2023 2:58 PM

© 2023 Enverus. All rights reserved. Unauthorized use prohibited.

Type	Production Date	Property Values				Owner Share			
		BTU	Volume	Price	Value	Owner Interest	Distribution Interest	Volume	Value
ROYALTY INTEREST	Nov 22	1.2750	(18,777.57)	3.31	(62,165.84)	0.00138008	0.00138008	(25.91)	(85.80)
PROCESSING	Nov 22				7,800.12	0.00138008	0.00138008		10.77
TREATING	Nov 22				3,063.29	0.00138008	0.00138008		4.23
TRANSPORTATION - FUEL	Nov 22				615.60	0.00138008	0.00138008		0.85
GATHERING	Nov 22				5,670.89	0.00138008	0.00138008		7.83
TRANSPORTATION (EMUS)	Nov 22				5,103.56	0.00138008	0.00138008		7.04
PROCESSING FUEL	Nov 22				4,385.15	0.00138008	0.00138008		6.06
ENVIRONMENTAL TAX (GAS)	Nov 22				12.52	0.00138008	0.00138008		0.02
PRODUCTION TAX	Nov 22				2,323.15	0.00138008	0.00138008		3.21
ROYALTY INTEREST	Nov 22	1.4420	(579.27)	6.21	(3,599.52)	0.00138008	0.00138008	(0.80)	(4.97)
ROYALTY INTEREST	Jan 23	1.3050	19,563.96	3.62	70,777.39	0.00138008	0.00138008	26.99	97.67
PROCESSING	Jan 23				(7,164.19)	0.00138008	0.00138008		(9.89)
TREATING	Jan 23				(3,442.56)	0.00138008	0.00138008		(4.75)
TRANSPORTATION - FUEL	Jan 23				(686.69)	0.00138008	0.00138008		(0.95)
GATHERING	Jan 23				(6,173.70)	0.00138008	0.00138008		(8.53)
TRANSPORTATION (EMUS)	Jan 23				(7,062.06)	0.00138008	0.00138008		(9.75)
PROCESSING FUEL	Jan 23				(4,773.95)	0.00138008	0.00138008		(6.58)
ENVIRONMENTAL TAX (GAS)	Jan 23				(16.43)	0.00138008	0.00138008		(0.02)
PRODUCTION TAX	Jan 23				(2,731.09)	0.00138008	0.00138008		(3.77)
ROYALTY INTEREST	Jan 23	1.3050	19,535.87	3.62	70,649.22	0.00021225	0.00021225	4.15	15.00
PROCESSING	Jan 23				(7,164.19)	0.00021225	0.00021225		0.00
TREATING	Jan 23				(3,442.56)	0.00021225	0.00021225		0.00
TRANSPORTATION - FUEL	Jan 23				(686.69)	0.00021225	0.00021225		0.00
GATHERING	Jan 23				(6,173.70)	0.00021225	0.00021225		0.00
TRANSPORTATION (EMUS)	Jan 23				(7,062.06)	0.00021225	0.00021225		0.00
PROCESSING FUEL	Jan 23				(4,773.95)	0.00021225	0.00021225		0.00
ENVIRONMENTAL TAX (GAS)	Jan 23				(16.41)	0.00021225	0.00021225		0.00
PRODUCTION TAX	Jan 23				(2,721.48)	0.00021225	0.00021225		(0.58)
Total GAS (MCF)								(48.89)	(134.49)
OIL (BBLs)									
ROYALTY INTEREST	Sep 22		(22,589.84)	86.86	(1,962,160.98)	0.00138008	0.00138008	(31.18)	(2,707.93)
COND/OIL TRANSPORTATION	Sep 22				23,056.78	0.00138008	0.00138008		31.82
OIL TRANSPORT FUEL	Sep 22				3,924.32	0.00138008	0.00138008		5.42
ENVIRONMENTAL TAX (GAS)	Sep 22				141.19	0.00138008	0.00138008		0.19
PRODUCTION TAX	Sep 22				90,259.41	0.00138008	0.00138008		124.56
ROYALTY INTEREST	Oct 22		(32,373.55)	89.87	(2,909,434.89)	0.00138008	0.00138008	(44.67)	(4,015.25)
COND/OIL TRANSPORTATION	Oct 22				33,042.67	0.00138008	0.00138008		45.60
OIL TRANSPORT FUEL	Oct 22				5,818.87	0.00138008	0.00138008		8.03
ENVIRONMENTAL TAX (GAS)	Oct 22				202.33	0.00138008	0.00138008		0.27
PRODUCTION TAX	Oct 22				133,834.00	0.00138008	0.00138008		184.70
ROYALTY INTEREST	Nov 22		(24,562.39)	87.41	(2,146,888.32)	0.00138008	0.00138008	(33.90)	(2,962.87)
COND/OIL TRANSPORTATION	Nov 22				25,069.69	0.00138008	0.00138008		34.59
OIL TRANSPORT FUEL	Nov 22				4,293.78	0.00138008	0.00138008		5.92
ENVIRONMENTAL TAX (GAS)	Nov 22				153.51	0.00138008	0.00138008		0.22

Represented Unit of Measure: Gas = MCFs, Plant Products = BBLs, Oil = BBLs

Generated on Monday, May 1, 2023 2:58 PM

Page 2 of 3

© 2023 Enverus. All rights reserved. Unauthorized use prohibited.

		Production Date	Property Values				Owner Share			
			BTU	Volume	Price	Value	Owner Interest	Distribution Interest	Volume	Value
	PRODUCTION TAX	Nov 22				98,756.86	0.00138008	0.00138008		136.30
	ROYALTY INTEREST	Jan 23		19,729.45	78.76	1,553,838.65	0.00138008	0.00138008	27.22	2,144.41
	COND/OIL TRANSPORTATION	Jan 23				(20,137.40)	0.00138008	0.00138008		(27.79)
	OIL TRANSPORT FUEL	Jan 23				(3,107.68)	0.00138008	0.00138008		(4.29)
	ENVIRONMENTAL TAX (GAS)	Jan 23				(123.31)	0.00138008	0.00138008		(0.17)
	PRODUCTION TAX	Jan 23				(71,476.58)	0.00138008	0.00138008		(98.64)
	ROYALTY INTEREST	Jan 23		19,729.45	78.76	1,553,838.65	0.00021225	0.00021225	4.18	329.81
	COND/OIL TRANSPORTATION	Jan 23				(20,137.40)	0.00021225	0.00021225		0.00
	OIL TRANSPORT FUEL	Jan 23				(3,107.68)	0.00021225	0.00021225		0.00
	ENVIRONMENTAL TAX (GAS)	Jan 23				(123.31)	0.00021225	0.00021225		(0.02)
	PRODUCTION TAX	Jan 23				(71,476.58)	0.00021225	0.00021225		(15.17)
Total OIL (BBLS)									(78.35)	(6,780.29)
PLANT PRODUCTS (BBLS)										
	ROYALTY INTEREST	Sep 22		(2,217.10)	33.10	(73,392.16)	0.00138008	0.00138008	(3.06)	(101.29)
	PROCESSING	Sep 22				11,008.82	0.00138008	0.00138008		15.19
	PRODUCTION TAX	Sep 22				4,188.76	0.00138008	0.00138008		5.78
	ROYALTY INTEREST	Oct 22		(3,236.20)	30.27	(97,945.58)	0.00138008	0.00138008	(4.47)	(135.18)
	PROCESSING	Oct 22				14,691.84	0.00138008	0.00138008		20.27
	PRODUCTION TAX	Oct 22				5,535.95	0.00138008	0.00138008		7.65
	ROYALTY INTEREST	Nov 22		(2,651.57)	29.82	(79,071.23)	0.00138008	0.00138008	(3.66)	(109.12)
	PROCESSING	Nov 22				11,860.68	0.00138008	0.00138008		16.37
	PRODUCTION TAX	Nov 22				4,452.27	0.00138008	0.00138008		6.15
	ROYALTY INTEREST	Jan 23		3,410.04	25.63	87,389.13	0.00138008	0.00138008	4.71	120.61
	PROCESSING	Jan 23				(10,486.70)	0.00138008	0.00138008		(14.47)
	PRODUCTION TAX	Jan 23				(5,081.41)	0.00138008	0.00138008		(7.02)
	ROYALTY INTEREST	Jan 23		3,410.04	25.63	87,389.13	0.00021225	0.00021225	0.72	18.55
	PROCESSING	Jan 23				(10,486.70)	0.00021225	0.00021225		0.00
	PRODUCTION TAX	Jan 23				(5,081.41)	0.00021225	0.00021225		(1.07)
Total PLANT PRODUCTS (BBLS)									(5.76)	(157.58)
Total Property										(7,072.36)

	Owner Gross Value	Owner Deductions	Owner Taxes	Non Revenue Deductions	Owner Net Value	
Check Total	-	-	R,T	-	-	7V1RST3
Year to Date	-	-	RVV	-	-	N7VPR123



Revenue Statement

Owner

-
-
-
-

Operator

OVINTIV USA INC
370 17TH ST STE 1700
DENVER, CO 80202-5632
1-866-917-3700
ovintiv@ownerrelationsupport.com

Check

Check Number	2602972
Check Amount	-
Check Date	March 20, 2023
Check Type	ACH

Copyright Notice

© 2023 Enverus. All rights reserved. Unauthorized use prohibited.

Data, reports, user interface, software and other content which is accessed by users through EnergyLink constitutes copyright protected content owned by Enverus. Any unauthorized copying, scraping, downloading, retransmission, redistribution, reproduction, republishing or other duplication or modification of copyright protected content is a violation of Canadian and US federal copyright laws and may be subject to legal action. Other than downloading of PDF copies of processed invoices for use in an unmodified format by authorized users, no one has permission to copy, scrape, download, retransmit, redistribute, reproduce, republish, duplicate, modify or make public for commercial use this copyright protected content, in any form, without the express written permission of Enverus.



EnergyLink can provide this data in Excel, CDEX, or any other requested format.
Visit <https://www.energylink.com/Features> to find out more information or call EnergyLink Support at 1-888-573-3364.



		Type	Production Date	Property Values				Owner Share			
				BTU	Volume	Price	Value	Owner Interest	Distribution Interest	Volume	Value
Property:	89084	DOBBY 43F 3HK, State: TX, County: HOWARD									
GAS (MCF)											
	ROYALTY INTEREST	Jan 23	1.3050	23,514.38	3.62	85,068.99	0.00136670	0.00136670	32.14	116.27	
	PROCESSING	Jan 23				(8,610.80)	0.00136670	0.00136670		(11.77)	
	TREATING	Jan 23				(4,137.69)	0.00136670	0.00136670		(5.66)	
	TRANSPORTATION - FUEL	Jan 23				(825.34)	0.00136670	0.00136670		(1.13)	
	GATHERING	Jan 23				(7,420.31)	0.00136670	0.00136670		(10.14)	
	TRANSPORTATION (EMUS)	Jan 23				(8,488.05)	0.00136670	0.00136670		(11.60)	
	PROCESSING FUEL	Jan 23				(5,737.92)	0.00136670	0.00136670		(7.84)	
	ENVIRONMENTAL TAX (GAS)	Jan 23				(19.74)	0.00136670	0.00136670		(0.02)	
	PRODUCTION TAX	Jan 23				(3,282.57)	0.00136670	0.00136670		(4.48)	
	ROYALTY INTEREST	Jan 23	1.3050	23,480.61	3.62	84,914.90	0.00021021	0.00021021	4.94	17.86	
	PROCESSING	Jan 23				(8,610.80)	0.00021021	0.00021021		0.00	
	TREATING	Jan 23				(4,137.69)	0.00021021	0.00021021		0.00	
	TRANSPORTATION - FUEL	Jan 23				(825.34)	0.00021021	0.00021021		0.00	
	GATHERING	Jan 23				(7,420.31)	0.00021021	0.00021021		0.00	
	TRANSPORTATION (EMUS)	Jan 23				(8,488.05)	0.00021021	0.00021021		0.00	
	PROCESSING FUEL	Jan 23				(5,737.92)	0.00021021	0.00021021		0.00	
	ENVIRONMENTAL TAX (GAS)	Jan 23				(19.72)	0.00021021	0.00021021		0.00	
	PRODUCTION TAX	Jan 23				(3,271.01)	0.00021021	0.00021021		(0.69)	
Total GAS (MCF)									37.08	80.80	

Represented Unit of Measure: Gas = MCFs, Plant Products = BBLs, Oil = BBLs

Generated on Monday, May 1, 2023 2:58 PM

© 2023 Enverus. All rights reserved. Unauthorized use prohibited.

		Production Date	Property Values				Owner Share			
			BTU	Volume	Price	Value	Owner Interest	Distribution Interest	Volume	Value
OIL (BBLs)										
	ROYALTY INTEREST	Jan 23		19,175.60	78.76	1,510,218.90	0.00136670	0.00136670	26.21	2,064.02
	COND/OIL TRANSPORTATION	Jan 23				(19,572.10)	0.00136670	0.00136670		(26.75)
	OIL TRANSPORT FUEL	Jan 23				(3,020.44)	0.00136670	0.00136670		(4.13)
	ENVIRONMENTAL TAX (GAS)	Jan 23				(119.85)	0.00136670	0.00136670		(0.16)
	PRODUCTION TAX	Jan 23				(69,470.07)	0.00136670	0.00136670		(94.95)
	ROYALTY INTEREST	Jan 23		19,175.60	78.76	1,510,218.90	0.00021021	0.00021021	4.03	317.46
	COND/OIL TRANSPORTATION	Jan 23				(19,572.10)	0.00021021	0.00021021		0.00
	OIL TRANSPORT FUEL	Jan 23				(3,020.44)	0.00021021	0.00021021		0.00
	ENVIRONMENTAL TAX (GAS)	Jan 23				(119.85)	0.00021021	0.00021021		(0.02)
	PRODUCTION TAX	Jan 23				(69,470.07)	0.00021021	0.00021021		(14.61)
Total OIL (BBLs)									30.24	2,240.86
PLANT PRODUCTS (BBLs)										
	ROYALTY INTEREST	Jan 23		4,098.61	25.63	105,034.99	0.00136670	0.00136670	5.60	143.55
	PROCESSING	Jan 23				(12,604.20)	0.00136670	0.00136670		(17.22)
	PRODUCTION TAX	Jan 23				(6,107.46)	0.00136670	0.00136670		(8.34)
	ROYALTY INTEREST	Jan 23		4,098.61	25.63	105,034.99	0.00021021	0.00021021	0.86	22.08
	PROCESSING	Jan 23				(12,604.20)	0.00021021	0.00021021		0.00
	PRODUCTION TAX	Jan 23				(6,107.46)	0.00021021	0.00021021		(1.28)
Total PLANT PRODUCTS (BBLs)									6.46	138.79
Total Property										2,460.45

	Owner Gross Value	Owner Deductions	Owner Taxes	Non Revenue Deductions	Owner Net Value	
Check Total	-	-	R,T	-	-	7V1RST3
Year to Date	-	-	RVV	-	-	N7VPR123



Revenue Statement

Owner

-
-
-
-

Operator

OVINTIV USA INC
370 17TH ST STE 1700
DENVER, CO 80202-5632
1-866-917-3700
ovintiv@ownerrelationsupport.com

Check

Check Number	2602972
Check Amount	-
Check Date	March 20, 2023
Check Type	ACH

Copyright Notice

© 2023 Enverus. All rights reserved. Unauthorized use prohibited.

Data, reports, user interface, software and other content which is accessed by users through EnergyLink constitutes copyright protected content owned by Enverus. Any unauthorized copying, scraping, downloading, retransmission, redistribution, reproduction, republishing or other duplication or modification of copyright protected content is a violation of Canadian and US federal copyright laws and may be subject to legal action. Other than downloading of PDF copies of processed invoices for use in an unmodified format by authorized users, no one has permission to copy, scrape, download, retransmit, redistribute, reproduce, republish, duplicate, modify or make public for commercial use this copyright protected content, in any form, without the express written permission of Enverus.



EnergyLink can provide this data in Excel, CDEX, or any other requested format.
Visit <https://www.energylink.com/Features> to find out more information or call EnergyLink Support at 1-888-573-3364.



		Type	Production Date	Property Values				Owner Share			
				BTU	Volume	Price	Value	Owner Interest	Distribution Interest	Volume	Value
Property:	89100	DOBBY 43X 8HJ, State: TX, County: HOWARD									
GAS (MCF)											
	ROYALTY INTEREST	Jan 23	1.3050	20,349.25	3.62	73,618.35	0.00137747	0.00137747	28.04	101.40	
	PROCESSING	Jan 23				(7,451.75)	0.00137747	0.00137747		(10.26)	
	TREATING	Jan 23				(3,580.74)	0.00137747	0.00137747		(4.94)	
	TRANSPORTATION - FUEL	Jan 23				(714.25)	0.00137747	0.00137747		(0.98)	
	GATHERING	Jan 23				(6,421.50)	0.00137747	0.00137747		(8.85)	
	TRANSPORTATION (EMUS)	Jan 23				(7,345.52)	0.00137747	0.00137747		(10.11)	
	PROCESSING FUEL	Jan 23				(4,965.57)	0.00137747	0.00137747		(6.83)	
	ENVIRONMENTAL TAX (GAS)	Jan 23				(17.09)	0.00137747	0.00137747		(0.02)	
	PRODUCTION TAX	Jan 23				(2,840.71)	0.00137747	0.00137747		(3.91)	
	ROYALTY INTEREST	Jan 23	1.3050	20,320.02	3.62	73,484.98	0.00021191	0.00021191	4.30	15.57	
	PROCESSING	Jan 23				(7,451.75)	0.00021191	0.00021191		0.00	
	TREATING	Jan 23				(3,580.74)	0.00021191	0.00021191		0.00	
	TRANSPORTATION - FUEL	Jan 23				(714.25)	0.00021191	0.00021191		0.00	
	GATHERING	Jan 23				(6,421.50)	0.00021191	0.00021191		0.00	
	TRANSPORTATION (EMUS)	Jan 23				(7,345.52)	0.00021191	0.00021191		0.00	
	PROCESSING FUEL	Jan 23				(4,965.57)	0.00021191	0.00021191		0.00	
	ENVIRONMENTAL TAX (GAS)	Jan 23				(17.07)	0.00021191	0.00021191		0.00	
	PRODUCTION TAX	Jan 23				(2,830.71)	0.00021191	0.00021191		(0.59)	
Total GAS (MCF)									32.34	70.48	

Represented Unit of Measure: Gas = MCFs, Plant Products = BBLs, Oil = BBLs

Generated on Monday, May 1, 2023 2:58 PM

© 2023 Enverus. All rights reserved. Unauthorized use prohibited.

			Property Values				Owner Share			
Type	Production Date	BTU	Volume	Price	Value	Owner Interest	Distribution Interest	Volume	Value	
OIL (BBLs)										
ROYALTY INTEREST	Jan 23		22,140.49	78.76	1,743,725.70	0.00137747	0.00137747	30.50	2,401.92	
COND/OIL TRANSPORTATION	Jan 23				(22,598.30)	0.00137747	0.00137747		(31.13)	
OIL TRANSPORT FUEL	Jan 23				(3,487.45)	0.00137747	0.00137747		(4.80)	
ENVIRONMENTAL TAX (GAS)	Jan 23				(138.38)	0.00137747	0.00137747		(0.19)	
PRODUCTION TAX	Jan 23				(80,211.38)	0.00137747	0.00137747		(110.49)	
ROYALTY INTEREST	Jan 23		22,140.49	78.76	1,743,725.70	0.00021191	0.00021191	4.70	369.52	
COND/OIL TRANSPORTATION	Jan 23				(22,598.30)	0.00021191	0.00021191		0.00	
OIL TRANSPORT FUEL	Jan 23				(3,487.45)	0.00021191	0.00021191		0.00	
ENVIRONMENTAL TAX (GAS)	Jan 23				(138.38)	0.00021191	0.00021191		(0.03)	
PRODUCTION TAX	Jan 23				(80,211.38)	0.00021191	0.00021191		(16.99)	
Total OIL (BBLs)								35.20	2,607.81	
PLANT PRODUCTS (BBLs)										
ROYALTY INTEREST	Jan 23		3,546.92	25.63	90,896.82	0.00137747	0.00137747	4.89	125.21	
PROCESSING	Jan 23				(10,907.62)	0.00137747	0.00137747		(15.03)	
PRODUCTION TAX	Jan 23				(5,285.37)	0.00137747	0.00137747		(7.28)	
ROYALTY INTEREST	Jan 23		3,546.92	25.63	90,896.82	0.00021191	0.00021191	0.75	19.26	
PROCESSING	Jan 23				(10,907.62)	0.00021191	0.00021191		0.00	
PRODUCTION TAX	Jan 23				(5,285.37)	0.00021191	0.00021191		(1.12)	
Total PLANT PRODUCTS (BBLs)								5.64	121.04	
Total Property									2,799.33	

	Owner Gross Value	Owner Deductions	Owner Taxes	Non Revenue Deductions	Owner Net Value	
Check Total	-	-	R,T	-	-	7V1RST3
Year to Date	-	-	RVV	-	-	N7VPR123



Revenue Statement

Owner

-
-
-
-

Operator

OVINTIV USA INC
370 17TH ST STE 1700
DENVER, CO 80202-5632
1-866-917-3700
ovintiv@ownerrelationsupport.com

Check

Check Number	2602972
Check Amount	-
Check Date	March 20, 2023
Check Type	ACH

Copyright Notice

© 2023 Enverus. All rights reserved. Unauthorized use prohibited.

Data, reports, user interface, software and other content which is accessed by users through EnergyLink constitutes copyright protected content owned by Enverus. Any unauthorized copying, scraping, downloading, retransmission, redistribution, reproduction, republishing or other duplication or modification of copyright protected content is a violation of Canadian and US federal copyright laws and may be subject to legal action. Other than downloading of PDF copies of processed invoices for use in an unmodified format by authorized users, no one has permission to copy, scrape, download, retransmit, redistribute, reproduce, republish, duplicate, modify or make public for commercial use this copyright protected content, in any form, without the express written permission of Enverus.



EnergyLink can provide this data in Excel, CDEX, or any other requested format.
Visit <https://www.energylink.com/Features> to find out more information or call EnergyLink Support at 1-888-573-3364.



		Type	Production Date	Property Values				Owner Share			
				BTU	Volume	Price	Value	Owner Interest	Distribution Interest	Volume	Value
Property:	89101	DOBBY 43F 5HJ, State: TX, County: HOWARD									
GAS (MCF)											
	ROYALTY INTEREST	Jan 23	1.3050	11,058.00	3.62	40,004.99	0.00138050	0.00138050	15.27	55.23	
	PROCESSING	Jan 23				(4,049.36)	0.00138050	0.00138050		(5.59)	
	TREATING	Jan 23				(1,945.81)	0.00138050	0.00138050		(2.69)	
	TRANSPORTATION - FUEL	Jan 23				(388.13)	0.00138050	0.00138050		(0.54)	
	GATHERING	Jan 23				(3,489.51)	0.00138050	0.00138050		(4.82)	
	TRANSPORTATION (EMUS)	Jan 23				(3,991.63)	0.00138050	0.00138050		(5.51)	
	PROCESSING FUEL	Jan 23				(2,698.34)	0.00138050	0.00138050		(3.73)	
	ENVIRONMENTAL TAX (GAS)	Jan 23				(9.28)	0.00138050	0.00138050		(0.01)	
	PRODUCTION TAX	Jan 23				(1,543.68)	0.00138050	0.00138050		(2.14)	
	ROYALTY INTEREST	Jan 23	1.3050	11,042.11	3.62	39,932.49	0.00021231	0.00021231	2.34	8.48	
	PROCESSING	Jan 23				(4,049.36)	0.00021231	0.00021231		0.00	
	TREATING	Jan 23				(1,945.81)	0.00021231	0.00021231		0.00	
	TRANSPORTATION - FUEL	Jan 23				(388.13)	0.00021231	0.00021231		0.00	
	GATHERING	Jan 23				(3,489.51)	0.00021231	0.00021231		0.00	
	TRANSPORTATION (EMUS)	Jan 23				(3,991.63)	0.00021231	0.00021231		0.00	
	PROCESSING FUEL	Jan 23				(2,698.34)	0.00021231	0.00021231		0.00	
	ENVIRONMENTAL TAX (GAS)	Jan 23				(9.27)	0.00021231	0.00021231		0.00	
	PRODUCTION TAX	Jan 23				(1,538.24)	0.00021231	0.00021231		(0.33)	
Total GAS (MCF)									17.61	38.35	

Represented Unit of Measure: Gas = MCFs, Plant Products = BBLs, Oil = BBLs

Generated on Monday, May 1, 2023 2:58 PM

© 2023 Enverus. All rights reserved. Unauthorized use prohibited.

			Property Values				Owner Share			
Type	Production Date	BTU	Volume	Price	Value	Owner Interest	Distribution Interest	Volume	Value	
OIL (BBLs)										
ROYALTY INTEREST	Jan 23		13,333.53	78.76	1,050,113.12	0.00138050	0.00138050	18.41	1,449.68	
COND/OIL TRANSPORTATION	Jan 23				(13,609.23)	0.00138050	0.00138050		(18.79)	
OIL TRANSPORT FUEL	Jan 23				(2,100.23)	0.00138050	0.00138050		(2.90)	
ENVIRONMENTAL TAX (GAS)	Jan 23				(83.33)	0.00138050	0.00138050		(0.11)	
PRODUCTION TAX	Jan 23				(48,305.20)	0.00138050	0.00138050		(66.69)	
ROYALTY INTEREST	Jan 23		13,333.53	78.76	1,050,113.12	0.00021231	0.00021231	2.83	222.95	
COND/OIL TRANSPORTATION	Jan 23				(13,609.23)	0.00021231	0.00021231		0.00	
OIL TRANSPORT FUEL	Jan 23				(2,100.23)	0.00021231	0.00021231		0.00	
ENVIRONMENTAL TAX (GAS)	Jan 23				(83.33)	0.00021231	0.00021231		(0.02)	
PRODUCTION TAX	Jan 23				(48,305.20)	0.00021231	0.00021231		(10.25)	
Total OIL (BBLs)								21.24	1,573.87	
PLANT PRODUCTS (BBLs)										
ROYALTY INTEREST	Jan 23		1,927.43	25.63	49,394.25	0.00138050	0.00138050	2.66	68.19	
PROCESSING	Jan 23				(5,927.31)	0.00138050	0.00138050		(8.18)	
PRODUCTION TAX	Jan 23				(2,872.13)	0.00138050	0.00138050		(3.97)	
ROYALTY INTEREST	Jan 23		1,927.43	25.63	49,394.25	0.00021231	0.00021231	0.41	10.49	
PROCESSING	Jan 23				(5,927.31)	0.00021231	0.00021231		0.00	
PRODUCTION TAX	Jan 23				(2,872.13)	0.00021231	0.00021231		(0.61)	
Total PLANT PRODUCTS (BBLs)								3.07	65.92	
Total Property									1,678.14	

	Owner Gross Value	Owner Deductions	Owner Taxes	Non Revenue Deductions	Owner Net Value	
Check Total	-	-	R,T	-	-	7V1RST3
Year to Date	-	-	RVV	-	-	N7VPR123



Revenue Statement

Owner

-
-
-
-

Operator

OVINTIV USA INC
370 17TH ST STE 1700
DENVER, CO 80202-5632
1-866-917-3700
ovintiv@ownerrelationsupport.com

Check

Check Number	2602972
Check Amount	-
Check Date	March 20, 2023
Check Type	ACH

Copyright Notice

© 2023 Enverus. All rights reserved. Unauthorized use prohibited.

Data, reports, user interface, software and other content which is accessed by users through EnergyLink constitutes copyright protected content owned by Enverus. Any unauthorized copying, scraping, downloading, retransmission, redistribution, reproduction, republishing or other duplication or modification of copyright protected content is a violation of Canadian and US federal copyright laws and may be subject to legal action. Other than downloading of PDF copies of processed invoices for use in an unmodified format by authorized users, no one has permission to copy, scrape, download, retransmit, redistribute, reproduce, republish, duplicate, modify or make public for commercial use this copyright protected content, in any form, without the express written permission of Enverus.



EnergyLink can provide this data in Excel, CDEX, or any other requested format.
Visit <https://www.energylink.com/Features> to find out more information or call EnergyLink Support at 1-888-573-3364.



		Production Date	Property Values				Owner Share			
			BTU	Volume	Price	Value	Owner Interest	Distribution Interest	Volume	Value
Property:	89108	DOBBY 43G 7HK, State: TX, County: HOWARD								
GAS (MCF)										
	ROYALTY INTEREST	Jan 23	1.3050	32,619.06	3.62	118,007.32	0.00136520	0.00136520	44.54	161.11
	PROCESSING	Jan 23				(11,944.87)	0.00136520	0.00136520		(16.31)
	TREATING	Jan 23				(5,739.78)	0.00136520	0.00136520		(7.84)
	TRANSPORTATION - FUEL	Jan 23				(1,144.91)	0.00136520	0.00136520		(1.57)
	GATHERING	Jan 23				(10,293.42)	0.00136520	0.00136520		(14.06)
	TRANSPORTATION (EMUS)	Jan 23				(11,774.59)	0.00136520	0.00136520		(16.08)
	PROCESSING FUEL	Jan 23				(7,959.62)	0.00136520	0.00136520		(10.87)
	ENVIRONMENTAL TAX (GAS)	Jan 23				(27.39)	0.00136520	0.00136520		(0.03)
	PRODUCTION TAX	Jan 23				(4,553.55)	0.00136520	0.00136520		(6.21)
	ROYALTY INTEREST	Jan 23	1.3050	32,572.22	3.62	117,793.60	0.00020991	0.00020991	6.84	24.72
	PROCESSING	Jan 23				(11,944.87)	0.00020991	0.00020991		0.00
	TREATING	Jan 23				(5,739.78)	0.00020991	0.00020991		0.00
	TRANSPORTATION - FUEL	Jan 23				(1,144.91)	0.00020991	0.00020991		0.00
	GATHERING	Jan 23				(10,293.42)	0.00020991	0.00020991		0.00
	TRANSPORTATION (EMUS)	Jan 23				(11,774.59)	0.00020991	0.00020991		0.00
	PROCESSING FUEL	Jan 23				(7,959.62)	0.00020991	0.00020991		0.00
	ENVIRONMENTAL TAX (GAS)	Jan 23				(27.36)	0.00020991	0.00020991		(0.01)
	PRODUCTION TAX	Jan 23				(4,537.52)	0.00020991	0.00020991		(0.95)
Total GAS (MCF)									51.38	111.90

Represented Unit of Measure: Gas = MCFs, Plant Products = BBLs, Oil = BBLs

Generated on Monday, May 1, 2023 2:58 PM

© 2023 Enverus. All rights reserved. Unauthorized use prohibited.

		Production Date	Property Values				Owner Share			
			BTU	Volume	Price	Value	Owner Interest	Distribution Interest	Volume	Value
OIL (BBLs)										
	ROYALTY INTEREST	Jan 23		22,660.67	78.76	1,784,693.68	0.00136520	0.00136520	30.94	2,436.47
	COND/OIL TRANSPORTATION	Jan 23				(23,129.23)	0.00136520	0.00136520		(31.58)
	OIL TRANSPORT FUEL	Jan 23				(3,569.39)	0.00136520	0.00136520		(4.87)
	ENVIRONMENTAL TAX (GAS)	Jan 23				(141.63)	0.00136520	0.00136520		(0.19)
	PRODUCTION TAX	Jan 23				(82,095.91)	0.00136520	0.00136520		(112.08)
	ROYALTY INTEREST	Jan 23		22,660.67	78.76	1,784,693.68	0.00020991	0.00020991	4.75	374.62
	COND/OIL TRANSPORTATION	Jan 23				(23,129.23)	0.00020991	0.00020991		0.00
	OIL TRANSPORT FUEL	Jan 23				(3,569.39)	0.00020991	0.00020991		0.00
	ENVIRONMENTAL TAX (GAS)	Jan 23				(141.63)	0.00020991	0.00020991		(0.03)
	PRODUCTION TAX	Jan 23				(82,095.91)	0.00020991	0.00020991		(17.23)
Total OIL (BBLs)									35.69	2,645.11
PLANT PRODUCTS (BBLs)										
	ROYALTY INTEREST	Jan 23		5,685.57	25.63	145,704.10	0.00136520	0.00136520	7.76	198.91
	PROCESSING	Jan 23				(17,484.49)	0.00136520	0.00136520		(23.87)
	PRODUCTION TAX	Jan 23				(8,472.25)	0.00136520	0.00136520		(11.57)
	ROYALTY INTEREST	Jan 23		5,685.57	25.63	145,704.10	0.00020991	0.00020991	1.19	30.58
	PROCESSING	Jan 23				(17,484.49)	0.00020991	0.00020991		0.00
	PRODUCTION TAX	Jan 23				(8,472.25)	0.00020991	0.00020991		(1.78)
Total PLANT PRODUCTS (BBLs)									8.95	192.27
Total Property										2,949.28

	Owner Gross Value	Owner Deductions	Owner Taxes	Non Revenue Deductions	Owner Net Value	
Check Total	-	-	R,T	-	-	7V1RST3
Year to Date	-	-	RVV	-	-	N7VPR123



Revenue Statement

Owner

-
-
-
-

Operator

OVINTIV USA INC
370 17TH ST STE 1700
DENVER, CO 80202-5632
1-866-917-3700
ovintiv@ownerrelationsupport.com

Check

Check Number	2602972
Check Amount	-
Check Date	March 20, 2023
Check Type	ACH

Copyright Notice

© 2023 Enverus. All rights reserved. Unauthorized use prohibited.

Data, reports, user interface, software and other content which is accessed by users through EnergyLink constitutes copyright protected content owned by Enverus. Any unauthorized copying, scraping, downloading, retransmission, redistribution, reproduction, republishing or other duplication or modification of copyright protected content is a violation of Canadian and US federal copyright laws and may be subject to legal action. Other than downloading of PDF copies of processed invoices for use in an unmodified format by authorized users, no one has permission to copy, scrape, download, retransmit, redistribute, reproduce, republish, duplicate, modify or make public for commercial use this copyright protected content, in any form, without the express written permission of Enverus.



EnergyLink can provide this data in Excel, CDEX, or any other requested format.
Visit <https://www.energylink.com/Features> to find out more information or call EnergyLink Support at 1-888-573-3364.



		Production Date	Property Values				Owner Share			
			BTU	Volume	Price	Value	Owner Interest	Distribution Interest	Volume	Value
Property:	89109	DOBBY 43G 6HF, State: TX, County: HOWARD								
GAS (MCF)										
	ROYALTY INTEREST	Jan 23	1.3050	17,453.01	3.62	63,140.53	0.00141337	0.00141337	24.66	89.23
	PROCESSING	Jan 23				(6,391.17)	0.00141337	0.00141337		(9.03)
	TREATING	Jan 23				(3,071.10)	0.00141337	0.00141337		(4.34)
	TRANSPORTATION - FUEL	Jan 23				(612.59)	0.00141337	0.00141337		(0.87)
	GATHERING	Jan 23				(5,507.55)	0.00141337	0.00141337		(7.78)
	TRANSPORTATION (EMUS)	Jan 23				(6,300.06)	0.00141337	0.00141337		(8.90)
	PROCESSING FUEL	Jan 23				(4,258.84)	0.00141337	0.00141337		(6.02)
	ENVIRONMENTAL TAX (GAS)	Jan 23				(14.66)	0.00141337	0.00141337		(0.02)
	PRODUCTION TAX	Jan 23				(2,436.41)	0.00141337	0.00141337		(3.44)
	ROYALTY INTEREST	Jan 23	1.3050	17,427.94	3.62	63,026.14	0.00021733	0.00021733	3.79	13.69
	PROCESSING	Jan 23				(6,391.17)	0.00021733	0.00021733		0.00
	TREATING	Jan 23				(3,071.10)	0.00021733	0.00021733		0.00
	TRANSPORTATION - FUEL	Jan 23				(612.59)	0.00021733	0.00021733		0.00
	GATHERING	Jan 23				(5,507.55)	0.00021733	0.00021733		0.00
	TRANSPORTATION (EMUS)	Jan 23				(6,300.06)	0.00021733	0.00021733		0.00
	PROCESSING FUEL	Jan 23				(4,258.84)	0.00021733	0.00021733		0.00
	ENVIRONMENTAL TAX (GAS)	Jan 23				(14.64)	0.00021733	0.00021733		0.00
	PRODUCTION TAX	Jan 23				(2,427.83)	0.00021733	0.00021733		(0.53)
Total GAS (MCF)									28.45	61.99

Represented Unit of Measure: Gas = MCFs, Plant Products = BBLs, Oil = BBLs

Generated on Monday, May 1, 2023 2:58 PM

© 2023 Enverus. All rights reserved. Unauthorized use prohibited.

		Production Date	Property Values				Owner Share			
Type			BTU	Volume	Price	Value	Owner Interest	Distribution Interest	Volume	Value
OIL (BBLs)										
	ROYALTY INTEREST	Jan 23		15,950.91	78.76	1,256,250.96	0.00141337	0.00141337	22.55	1,775.55
	COND/OIL TRANSPORTATION	Jan 23				(16,280.73)	0.00141337	0.00141337		(23.01)
	OIL TRANSPORT FUEL	Jan 23				(2,512.50)	0.00141337	0.00141337		(3.55)
	ENVIRONMENTAL TAX (GAS)	Jan 23				(99.69)	0.00141337	0.00141337		(0.14)
	PRODUCTION TAX	Jan 23				(57,787.54)	0.00141337	0.00141337		(81.68)
	ROYALTY INTEREST	Jan 23		15,950.91	78.76	1,256,250.96	0.00021733	0.00021733	3.46	273.03
	COND/OIL TRANSPORTATION	Jan 23				(16,280.73)	0.00021733	0.00021733		0.00
	OIL TRANSPORT FUEL	Jan 23				(2,512.50)	0.00021733	0.00021733		0.00
	ENVIRONMENTAL TAX (GAS)	Jan 23				(99.69)	0.00021733	0.00021733		(0.02)
	PRODUCTION TAX	Jan 23				(57,787.54)	0.00021733	0.00021733		(12.56)
Total OIL (BBLs)									26.01	1,927.62
PLANT PRODUCTS (BBLs)										
	ROYALTY INTEREST	Jan 23		3,042.10	25.63	77,959.81	0.00141337	0.00141337	4.30	110.18
	PROCESSING	Jan 23				(9,355.18)	0.00141337	0.00141337		(13.22)
	PRODUCTION TAX	Jan 23				(4,533.13)	0.00141337	0.00141337		(6.41)
	ROYALTY INTEREST	Jan 23		3,042.10	25.63	77,959.81	0.00021733	0.00021733	0.66	16.95
	PROCESSING	Jan 23				(9,355.18)	0.00021733	0.00021733		0.00
	PRODUCTION TAX	Jan 23				(4,533.13)	0.00021733	0.00021733		(0.98)
Total PLANT PRODUCTS (BBLs)									4.96	106.52
Total Property										2,096.13

	Owner Gross Value	Owner Deductions	Owner Taxes	Non Revenue Deductions	Owner Net Value	
Check Total	-	-	R,T	-	-	7V1RST3
Year to Date	-	-	RVV	-	-	N7VPR123



Revenue Statement

Owner

Operator

Check

OVINTIV USA INC
370 17TH ST STE 1700
DENVER, CO 80202-5632
1-866-917-3700
ovintiv@ownerrelationsupport.com

Check Number 2582879
Check Amount
Check Date February 20, 2023
Check Type ACH

Copyright Notice
© 2023 Enverus. All rights reserved. Unauthorized use prohibited.
Data, reports, user interface, software and other content which is accessed by users through EnergyLink constitutes copyright protected content owned by Enverus. Any unauthorized copying, scraping, downloading, retransmission, redistribution, reproduction, republishing or other duplication or modification of copyright protected content is a violation of Canadian and US federal copyright laws and may be subject to legal action. Other than downloading of PDF copies of processed invoices for use in an unmodified format by authorized users, no one has permission to copy, scrape, download, retransmit, redistribute, reproduce, republish, duplicate, modify or make public for commercial use this copyright protected content, in any form, without the express written permission of Enverus.



EnergyLink can provide this data in Excel, CDEX, or any other requested format.
Visit <https://www.energylink.com/Features> to find out more information or call EnergyLink Support at 1-888-573-3364.



		Production Date	Property Values				Owner Share			
			BTU	Volume	Price	Value	Owner Interest	Distribution Interest	Volume	Value
Property:	79198	RYAN 6 #1, State: TX, County: HOWARD								
GAS (MCF)										
	ROYALTY INTEREST	Dec 22	1.2970	112.18	6.82	765.17	0.00234375	0.00234375	0.27	1.80
	PROCESSING	Dec 22				(11.31)	0.00234375	0.00234375		(0.02)
	TREATING	Dec 22				(3.60)	0.00234375	0.00234375		(0.01)
	TRANSPORTATION - FUEL	Dec 22				(0.97)	0.00234375	0.00234375		0.00
	GATHERING	Dec 22				(9.16)	0.00234375	0.00234375		(0.02)
	TRANSPORTATION (EMUS)	Dec 22				(6.36)	0.00234375	0.00234375		(0.01)
	PROCESSING FUEL	Dec 22				(7.11)	0.00234375	0.00234375		(0.01)
	ENVIRONMENTAL TAX (GAS)	Dec 22				(0.08)	0.00234375	0.00234375		0.00
	PRODUCTION TAX	Dec 22				(53.98)	0.00234375	0.00234375		(0.12)
			Total GAS (MCF)						0.27	1.61
PLANT PRODUCTS (BBLs)										
	ROYALTY INTEREST	Dec 22		3.76	25.68	96.55	0.00234375	0.00234375	0.01	0.23
	PROCESSING	Dec 22				(14.48)	0.00234375	0.00234375		(0.03)
	PRODUCTION TAX	Dec 22				(5.49)	0.00234375	0.00234375		(0.01)
			Total PLANT PRODUCTS (BBLs)						0.01	0.19
			Total Property							1.80

Represented Unit of Measure: Gas = MCFs, Plant Products = BBLs, Oil = BBLs

Generated on Monday, May 1, 2023 2:59 PM

© 2023 Enverus. All rights reserved. Unauthorized use prohibited.

	Owner Gross Value	Owner Deductions	Owner Taxes	Non Revenue Deductions	Owner Net Value
Check Total		RPT			N12PR1V3
Year to Date		TRV,			N,,TR7B3



Revenue Statement

Owner

Operator

Check

OVINTIV USA INC
370 17TH ST STE 1700
DENVER, CO 80202-5632
1-866-917-3700
ovintiv@ownerrelationsupport.com

Check Number 2582879
Check Amount
Check Date February 20, 2023
Check Type ACH

Copyright Notice

© 2023 Enverus. All rights reserved. Unauthorized use prohibited.

Data, reports, user interface, software and other content which is accessed by users through EnergyLink constitutes copyright protected content owned by Enverus. Any unauthorized copying, scraping, downloading, retransmission, redistribution, reproduction, republishing or other duplication or modification of copyright protected content is a violation of Canadian and US federal copyright laws and may be subject to legal action. Other than downloading of PDF copies of processed invoices for use in an unmodified format by authorized users, no one has permission to copy, scrape, download, retransmit, redistribute, reproduce, republish, duplicate, modify or make public for commercial use this copyright protected content, in any form, without the express written permission of Enverus.



EnergyLink can provide this data in Excel, CDEX, or any other requested format.
Visit <https://www.energylink.com/Features> to find out more information or call EnergyLink Support at 1-888-573-3364.



			Property Values				Owner Share			
Type	Production Date		BTU	Volume	Price	Value	Owner Interest	Distribution Interest	Volume	Value
Property:	82758	NEWTON 43A 1HE, State: TX, County: HOWARD								
GAS (MCF)	ROYALTY INTEREST	Dec 22	1.4390	1,666.87	5.63	9,388.21	0.00039957	0.00039957	0.67	3.75
	PROCESSING	Dec 22				(982.29)	0.00039957	0.00039957		(0.39)
	TREATING	Dec 22				(365.72)	0.00039957	0.00039957		(0.15)
	TRANSPORTATION - FUEL	Dec 22				(98.64)	0.00039957	0.00039957		(0.03)
	GATHERING	Dec 22				(1,033.17)	0.00039957	0.00039957		(0.41)
	TRANSPORTATION (EMUS)	Dec 22				(646.19)	0.00039957	0.00039957		(0.26)
	PROCESSING FUEL	Dec 22				(798.93)	0.00039957	0.00039957		(0.32)
	ENVIRONMENTAL TAX (GAS)	Dec 22				(1.57)	0.00039957	0.00039957		0.00
	PRODUCTION TAX	Dec 22				(354.39)	0.00039957	0.00039957		(0.14)
Total GAS (MCF)								0.67	2.05	
OIL (BBLs)	ROYALTY INTEREST	Dec 22		388.92	79.32	30,847.26	0.00039957	0.00039957	0.16	12.32
	COND/OIL TRANSPORTATION	Dec 22				(440.20)	0.00039957	0.00039957		(0.17)
	OIL TRANSPORT FUEL	Dec 22				(61.69)	0.00039957	0.00039957		(0.02)
	ENVIRONMENTAL TAX (GAS)	Dec 22				(2.43)	0.00039957	0.00039957		0.00
	PRODUCTION TAX	Dec 22				(1,418.97)	0.00039957	0.00039957		(0.57)
Total OIL (BBLs)								0.16	11.56	
PLANT PRODUCTS (BBLs)	ROYALTY INTEREST	Dec 22		466.93	25.76	12,025.73	0.00039957	0.00039957	0.18	4.80

Represented Unit of Measure: Gas = MCFs, Plant Products = BBLs, Oil = BBLs

Generated on Monday, May 1, 2023 2:59 PM

© 2023 Enverus. All rights reserved. Unauthorized use prohibited.

Type	Production Date	Property Values				Owner Share			
		BTU	Volume	Price	Value	Owner Interest	Distribution Interest	Volume	Value
PROCESSING	Dec 22				(1,563.34)	0.00039957	0.00039957		(0.63)
PRODUCTION TAX	Dec 22				(703 03)	0.00039957	0.00039957		(0.29)
Total PLANT PRODUCTS (BBLs)								0.18	3.88
Total Property									17.49

	Owner Gross Value	Owner Deductions	Owner Taxes	Non Revenue Deductions	Owner Net Value
Check Total			RPT		N12PR1V3
Year to Date			TRV,		N,,TR7B3



Revenue Statement

Owner

Operator

Check

OVINTIV USA INC
370 17TH ST STE 1700
DENVER, CO 80202-5632
1-866-917-3700
ovintiv@ownerrelationsupport.com

Check Number 2582879
Check Amount
Check Date February 20, 2023
Check Type ACH

Copyright Notice

© 2023 Enverus. All rights reserved. Unauthorized use prohibited.

Data, reports, user interface, software and other content which is accessed by users through EnergyLink constitutes copyright protected content owned by Enverus. Any unauthorized copying, scraping, downloading, retransmission, redistribution, reproduction, republishing or other duplication or modification of copyright protected content is a violation of Canadian and US federal copyright laws and may be subject to legal action. Other than downloading of PDF copies of processed invoices for use in an unmodified format by authorized users, no one has permission to copy, scrape, download, retransmit, redistribute, reproduce, republish, duplicate, modify or make public for commercial use this copyright protected content, in any form, without the express written permission of Enverus.



EnergyLink can provide this data in Excel, CDEX, or any other requested format.
Visit <https://www.energylink.com/Features> to find out more information or call EnergyLink Support at 1-888-573-3364.



			Property Values				Owner Share			
Type	Production Date		BTU	Volume	Price	Value	Owner Interest	Distribution Interest	Volume	Value
Property:	82759	NEWTON 43A 2HK, State: TX, County: HOWARD								
GAS (MCF)	ROYALTY INTEREST	Dec 22	1.4390	2,605.55	5.63	14,675.07	0.00039843	0.00039843	1.04	5.85
	PROCESSING	Dec 22				(1,535.46)	0.00039843	0.00039843		(0.62)
	TREATING	Dec 22				(571.68)	0.00039843	0.00039843		(0.23)
	TRANSPORTATION - FUEL	Dec 22				(154.19)	0.00039843	0.00039843		(0.06)
	GATHERING	Dec 22				(1,615.00)	0.00039843	0.00039843		(0.64)
	TRANSPORTATION (EMUS)	Dec 22				(1,010.08)	0.00039843	0.00039843		(0.40)
	PROCESSING FUEL	Dec 22				(1,248.83)	0.00039843	0.00039843		(0.50)
	ENVIRONMENTAL TAX (GAS)	Dec 22				(2.45)	0.00039843	0.00039843		0.00
	PRODUCTION TAX	Dec 22				(553.96)	0.00039843	0.00039843		(0.22)
Total GAS (MCF)								1.04	3.18	
OIL (BBLs)	ROYALTY INTEREST	Dec 22		857.94	79.32	68,047.68	0.00039843	0.00039843	0.34	27.11
	COND/OIL TRANSPORTATION	Dec 22				(971.06)	0.00039843	0.00039843		(0.39)
	OIL TRANSPORT FUEL	Dec 22				(136.10)	0.00039843	0.00039843		(0.06)
	ENVIRONMENTAL TAX (GAS)	Dec 22				(5.36)	0.00039843	0.00039843		0.00
	PRODUCTION TAX	Dec 22				(3,130.19)	0.00039843	0.00039843		(1.25)
Total OIL (BBLs)								0.34	25.41	
PLANT PRODUCTS (BBLs)	ROYALTY INTEREST	Dec 22		729.88	25.76	18,797.89	0.00039843	0.00039843	0.29	7.49

Represented Unit of Measure: Gas = MCFs, Plant Products = BBLs, Oil = BBLs

Generated on Monday, May 1, 2023 2:59 PM

© 2023 Enverus. All rights reserved. Unauthorized use prohibited.

Type	Production Date	Property Values				Owner Share			
		BTU	Volume	Price	Value	Owner Interest	Distribution Interest	Volume	Value
PROCESSING	Dec 22				(2,443.73)	0.00039843	0.00039843		(0.97)
PRODUCTION TAX	Dec 22				(1,098.93)	0.00039843	0.00039843		(0.43)
Total PLANT PRODUCTS (BBLs)								0.29	6.09
Total Property									34.68

	Owner Gross Value	Owner Deductions	Owner Taxes	Non Revenue Deductions	Owner Net Value
Check Total			RPT		N12PR1V3
Year to Date			TRV,		N,,TR7B3



Revenue Statement

Owner

Operator

Check

OVINTIV USA INC
370 17TH ST STE 1700
DENVER, CO 80202-5632
1-866-917-3700
ovintiv@ownerrelationsupport.com

Check Number	2582879
Check Amount	
Check Date	
Check Type	ACH

Copyright Notice
© 2023 Enverus. All rights reserved. Unauthorized use prohibited.
Data, reports, user interface, software and other content which is accessed by users through EnergyLink constitutes copyright protected content owned by Enverus. Any unauthorized copying, scraping, downloading, retransmission, redistribution, reproduction, republishing or other duplication or modification of copyright protected content is a violation of Canadian and US federal copyright laws and may be subject to legal action. Other than downloading of PDF copies of processed invoices for use in an unmodified format by authorized users, no one has permission to copy, scrape, download, retransmit, redistribute, reproduce, republish, duplicate, modify or make public for commercial use this copyright protected content, in any form, without the express written permission of Enverus.



EnergyLink can provide this data in Excel, CDEX, or any other requested format.
Visit <https://www.energylink.com/Features> to find out more information or call EnergyLink Support at 1-888-573-3364.



		Production Date	Property Values				Owner Share			
			BTU	Volume	Price	Value	Owner Interest	Distribution Interest	Volume	Value
Property:	82760	NEWTON 43B 3HJ, State: TX, County: HOWARD								
GAS (MCF)										
	ROYALTY INTEREST	Dec 22	1.4390	2,786.70	5.63	15,695.37	0.00039656	0.00039656	1.09	6.23
	PROCESSING	Dec 22				(1,642.22)	0.00039656	0.00039656		(0.65)
	TREATING	Dec 22				(611.42)	0.00039656	0.00039656		(0.24)
	TRANSPORTATION - FUEL	Dec 22				(164.91)	0.00039656	0.00039656		(0.07)
	GATHERING	Dec 22				(1,727.28)	0.00039656	0.00039656		(0.69)
	TRANSPORTATION (EMUS)	Dec 22				(1,080.31)	0.00039656	0.00039656		(0.42)
	PROCESSING FUEL	Dec 22				(1,335.66)	0.00039656	0.00039656		(0.53)
	ENVIRONMENTAL TAX (GAS)	Dec 22				(2.62)	0.00039656	0.00039656		0.00
	PRODUCTION TAX	Dec 22				(592.48)	0.00039656	0.00039656		(0.24)
			Total GAS (MCF)						1.09	3.39
OIL (BBLs)										
	ROYALTY INTEREST	Dec 22		837.81	79.32	66,451.06	0.00039656	0.00039656	0.33	26.35
	COND/OIL TRANSPORTATION	Dec 22				(948.28)	0.00039656	0.00039656		(0.38)
	OIL TRANSPORT FUEL	Dec 22				(132.90)	0.00039656	0.00039656		(0.06)
	ENVIRONMENTAL TAX (GAS)	Dec 22				(5.24)	0.00039656	0.00039656		0.00
	PRODUCTION TAX	Dec 22				(3,056.75)	0.00039656	0.00039656		(1.21)
			Total OIL (BBLs)						0.33	24.70
PLANT PRODUCTS (BBLs)										
	ROYALTY INTEREST	Dec 22		780.62	25.76	20,104.82	0.00039656	0.00039656	0.31	7.98

Represented Unit of Measure: Gas = MCFs, Plant Products = BBLs, Oil = BBLs

Generated on Monday, May 1, 2023 2:59 PM

© 2023 Enverus. All rights reserved. Unauthorized use prohibited.

Type	Production Date	Property Values				Owner Share			
		BTU	Volume	Price	Value	Owner Interest	Distribution Interest	Volume	Value
PROCESSING	Dec 22				(2,613.63)	0.00039656	0.00039656		(1.04)
PRODUCTION TAX	Dec 22				(1,175.33)	0.00039656	0.00039656		(0.47)
Total PLANT PRODUCTS (BBLs)								0.31	6.47
Total Property									34.56

	Owner Gross Value	Owner Deductions	Owner Taxes	Non Revenue Deductions	Owner Net Value
Check Total			RPT		N12PR1V3
Year to Date			TRV,		N,,TR7B3



Revenue Statement

Owner

Operator

Check

OVINTIV USA INC
370 17TH ST STE 1700
DENVER, CO 80202-5632
1-866-917-3700
ovintiv@ownerrelationsupport.com

Check Number 2582879
Check Amount
Check Date February 20, 2023
Check Type ACH

Copyright Notice
© 2023 Enverus. All rights reserved. Unauthorized use prohibited.
Data, reports, user interface, software and other content which is accessed by users through EnergyLink constitutes copyright protected content owned by Enverus. Any unauthorized copying, scraping, downloading, retransmission, redistribution, reproduction, republishing or other duplication or modification of copyright protected content is a violation of Canadian and US federal copyright laws and may be subject to legal action. Other than downloading of PDF copies of processed invoices for use in an unmodified format by authorized users, no one has permission to copy, scrape, download, retransmit, redistribute, reproduce, republish, duplicate, modify or make public for commercial use this copyright protected content, in any form, without the express written permission of Enverus.



EnergyLink can provide this data in Excel, CDEX, or any other requested format.
Visit <https://www.energylink.com/Features> to find out more information or call EnergyLink Support at 1-888-573-3364.



			Property Values				Owner Share			
Type		Production Date	BTU	Volume	Price	Value	Owner Interest	Distribution Interest	Volume	Value
Property:	82761	NEWTON 43BK 4HE, State: TX, County: HOWARD								
GAS (MCF)										
	ROYALTY INTEREST	Dec 22	1.4390	1,006.48	5.63	5,668.74	0.00038999	0.00038999	0.39	2.20
	PROCESSING	Dec 22				(593.12)	0.00038999	0.00038999		(0.23)
	TREATING	Dec 22				(220.83)	0.00038999	0.00038999		(0.09)
	TRANSPORTATION - FUEL	Dec 22				(59.56)	0.00038999	0.00038999		(0.02)
	GATHERING	Dec 22				(623.85)	0.00038999	0.00038999		(0.24)
	TRANSPORTATION (EMUS)	Dec 22				(390.18)	0.00038999	0.00038999		(0.15)
	PROCESSING FUEL	Dec 22				(482.40)	0.00038999	0.00038999		(0.18)
	ENVIRONMENTAL TAX (GAS)	Dec 22				(0.95)	0.00038999	0.00038999		0.00
	PRODUCTION TAX	Dec 22				(213.99)	0.00038999	0.00038999		(0.08)
							Total GAS (MCF)		0.39	1.21
OIL (BBLs)										
	ROYALTY INTEREST	Dec 22		778.18	79.32	61,721.50	0.00038999	0.00038999	0.31	24.07
	COND/OIL TRANSPORTATION	Dec 22				(880.78)	0.00038999	0.00038999		(0.34)
	OIL TRANSPORT FUEL	Dec 22				(123.44)	0.00038999	0.00038999		(0.05)
	ENVIRONMENTAL TAX (GAS)	Dec 22				(4.86)	0.00038999	0.00038999		0.00
	PRODUCTION TAX	Dec 22				(2,839.19)	0.00038999	0.00038999		(1.11)
							Total OIL (BBLs)		0.31	22.57
PLANT PRODUCTS (BBLs)										
	ROYALTY INTEREST	Dec 22		281.94	25.76	7,261.32	0.00038999	0.00038999	0.11	2.83

Represented Unit of Measure: Gas = MCFs, Plant Products = BBLs, Oil = BBLs

Generated on Monday, May 1, 2023 2:59 PM

© 2023 Enverus. All rights reserved. Unauthorized use prohibited.

Type	Production Date	Property Values				Owner Share			
		BTU	Volume	Price	Value	Owner Interest	Distribution Interest	Volume	Value
PROCESSING	Dec 22				(943 97)	0.00038999	0.00038999		(0.37)
PRODUCTION TAX	Dec 22				(424 50)	0.00038999	0.00038999		(0.16)
Total PLANT PRODUCTS (BBLs)								0.11	2.30
Total Property									26.08

	Owner Gross Value	Owner Deductions	Owner Taxes	Non Revenue Deductions	Owner Net Value
Check Total			RPT		N12PR1V3
Year to Date			TRV,		N,,TR7B3



Revenue Statement

Owner

Operator

Check

OVINTIV USA INC
370 17TH ST STE 1700
DENVER, CO 80202-5632
1-866-917-3700
ovintiv@ownerrelationsupport.com

Check Number 2582879
Check Amount
Check Date February 20, 2023
Check Type ACH

Copyright Notice

© 2023 Enverus. All rights reserved. Unauthorized use prohibited.

Data, reports, user interface, software and other content which is accessed by users through EnergyLink constitutes copyright protected content owned by Enverus. Any unauthorized copying, scraping, downloading, retransmission, redistribution, reproduction, republishing or other duplication or modification of copyright protected content is a violation of Canadian and US federal copyright laws and may be subject to legal action. Other than downloading of PDF copies of processed invoices for use in an unmodified format by authorized users, no one has permission to copy, scrape, download, retransmit, redistribute, reproduce, republish, duplicate, modify or make public for commercial use this copyright protected content, in any form, without the express written permission of Enverus.



EnergyLink can provide this data in Excel, CDEX, or any other requested format.
Visit <https://www.energylink.com/Features> to find out more information or call EnergyLink Support at 1-888-573-3364.



			Property Values				Owner Share			
Type	Production Date		BTU	Volume	Price	Value	Owner Interest	Distribution Interest	Volume	Value
Property:	82762	NEWTON 43BK 5HK, State: TX, County: HOWARD								
GAS (MCF)	ROYALTY INTEREST	Dec 22	1.4390	1,046.74	5.63	5,895.48	0.00039062	0.00039062	0.40	2.30
	PROCESSING	Dec 22				(616.85)	0.00039062	0.00039062		(0.24)
	TREATING	Dec 22				(229.66)	0.00039062	0.00039062		(0.09)
	TRANSPORTATION - FUEL	Dec 22				(61.94)	0.00039062	0.00039062		(0.02)
	GATHERING	Dec 22				(648.80)	0.00039062	0.00039062		(0.25)
	TRANSPORTATION (EMUS)	Dec 22				(405.79)	0.00039062	0.00039062		(0.16)
	PROCESSING FUEL	Dec 22				(501.70)	0.00039062	0.00039062		(0.19)
	ENVIRONMENTAL TAX (GAS)	Dec 22				(0.98)	0.00039062	0.00039062		0.00
	PRODUCTION TAX	Dec 22				(222.55)	0.00039062	0.00039062		(0.09)
Total GAS (MCF)								0.40	1.26	
OIL (BBLs)	ROYALTY INTEREST	Dec 22		534.52	79.32	42,395.56	0.00039062	0.00039062	0.21	16.56
	COND/OIL TRANSPORTATION	Dec 22				(605.00)	0.00039062	0.00039062		(0.24)
	OIL TRANSPORT FUEL	Dec 22				(84.79)	0.00039062	0.00039062		(0.03)
	ENVIRONMENTAL TAX (GAS)	Dec 22				(3.34)	0.00039062	0.00039062		0.00
	PRODUCTION TAX	Dec 22				(1,950.20)	0.00039062	0.00039062		(0.77)
Total OIL (BBLs)								0.21	15.52	
PLANT PRODUCTS (BBLs)	ROYALTY INTEREST	Dec 22		293.22	25.76	7,551.75	0.00039062	0.00039062	0.11	2.95

Represented Unit of Measure: Gas = MCFs, Plant Products = BBLs, Oil = BBLs

Generated on Monday, May 1, 2023 2:59 PM

© 2023 Enverus. All rights reserved. Unauthorized use prohibited.

Type	Production Date	Property Values				Owner Share			
		BTU	Volume	Price	Value	Owner Interest	Distribution Interest	Volume	Value
PROCESSING	Dec 22				(981.73)	0.00039062	0.00039062		(0.39)
PRODUCTION TAX	Dec 22				(441.48)	0.00039062	0.00039062		(0.17)
Total PLANT PRODUCTS (BBLs)								0.11	2.39
Total Property									19.17

	Owner Gross Value	Owner Deductions	Owner Taxes	Non Revenue Deductions	Owner Net Value
Check Total			RPT		N12PR1V3
Year to Date			TRV,		N,,TR7B3



Revenue Statement

Owner

Operator

Check

OVINTIV USA INC
370 17TH ST STE 1700
DENVER, CO 80202-5632
1-866-917-3700
ovintiv@ownerrelationsupport.com

Check Number 2582879
Check Amount
Check Date February 20, 2023
Check Type ACH

Copyright Notice
© 2023 Enverus. All rights reserved. Unauthorized use prohibited.
Data, reports, user interface, software and other content which is accessed by users through EnergyLink constitutes copyright protected content owned by Enverus. Any unauthorized copying, scraping, downloading, retransmission, redistribution, reproduction, republishing or other duplication or modification of copyright protected content is a violation of Canadian and US federal copyright laws and may be subject to legal action. Other than downloading of PDF copies of processed invoices for use in an unmodified format by authorized users, no one has permission to copy, scrape, download, retransmit, redistribute, reproduce, republish, duplicate, modify or make public for commercial use this copyright protected content, in any form, without the express written permission of Enverus.



EnergyLink can provide this data in Excel, CDEX, or any other requested format.
Visit <https://www.energylink.com/Features> to find out more information or call EnergyLink Support at 1-888-573-3364.



		Type	Production Date	Property Values				Owner Share			
				BTU	Volume	Price	Value	Owner Interest	Distribution Interest	Volume	Value
Property:	82763	NEWTON 43C 6HJ, State: TX, County: HOWARD									
GAS (MCF)											
	ROYALTY INTEREST	Dec 22	1.4390	621.55	5.63	3,500.69	0.00020425	0.00020425	0.12	0.71	
	PROCESSING	Dec 22				(366.28)	0.00020425	0.00020425		(0.08)	
	TREATING	Dec 22				(136.37)	0.00020425	0.00020425		(0.02)	
	TRANSPORTATION - FUEL	Dec 22				(36.78)	0.00020425	0.00020425		(0.01)	
	GATHERING	Dec 22				(385.25)	0.00020425	0.00020425		(0.08)	
	TRANSPORTATION (EMUS)	Dec 22				(240.95)	0.00020425	0.00020425		(0.05)	
	PROCESSING FUEL	Dec 22				(297.91)	0.00020425	0.00020425		(0.06)	
	ENVIRONMENTAL TAX (GAS)	Dec 22				(0.58)	0.00020425	0.00020425		0.00	
	PRODUCTION TAX	Dec 22				(132.15)	0.00020425	0.00020425		(0.02)	
	ROYALTY INTEREST	Dec 22	1.4390	621.55	5.63	3,500.69	0.00018621	0.00018621	0.11	0.65	
	PROCESSING	Dec 22				(366.28)	0.00018621	0.00018621		(0.07)	
	TREATING	Dec 22				(136.37)	0.00018621	0.00018621		(0.02)	
	TRANSPORTATION - FUEL	Dec 22				(36.78)	0.00018621	0.00018621		(0.01)	
	GATHERING	Dec 22				(385.25)	0.00018621	0.00018621		(0.07)	
	TRANSPORTATION (EMUS)	Dec 22				(240.95)	0.00018621	0.00018621		(0.05)	
	PROCESSING FUEL	Dec 22				(297.91)	0.00018621	0.00018621		(0.06)	
	ENVIRONMENTAL TAX (GAS)	Dec 22				(0.58)	0.00018621	0.00018621		0.00	
	PRODUCTION TAX	Dec 22				(132.15)	0.00018621	0.00018621		(0.02)	
Total GAS (MCF)									0.23	0.74	

Represented Unit of Measure: Gas = MCFs, Plant Products = BBLs, Oil = BBLs

Generated on Monday, May 1, 2023 2:59 PM

© 2023 Enverus. All rights reserved. Unauthorized use prohibited.

			Property Values				Owner Share			
Type	Production Date		BTU	Volume	Price	Value	Owner Interest	Distribution Interest	Volume	Value
OIL (BBLs)										
ROYALTY INTEREST	Dec 22			1,389.45	79.32	110,204.49	0.00020425	0.00020425	0.29	22.51
COND/OIL TRANSPORTATION	Dec 22					(1,572.65)	0.00020425	0.00020425		(0.32)
OIL TRANSPORT FUEL	Dec 22					(220.41)	0.00020425	0.00020425		(0.05)
ENVIRONMENTAL TAX (GAS)	Dec 22					(8.68)	0.00020425	0.00020425		0.00
PRODUCTION TAX	Dec 22					(5,069.41)	0.00020425	0.00020425		(1.04)
ROYALTY INTEREST	Dec 22			1,389.45	79.32	110,204.49	0.00018621	0.00018621	0.26	20.53
COND/OIL TRANSPORTATION	Dec 22					(1,572.65)	0.00018621	0.00018621		(0.30)
OIL TRANSPORT FUEL	Dec 22					(220.41)	0.00018621	0.00018621		(0.05)
ENVIRONMENTAL TAX (GAS)	Dec 22					(8.68)	0.00018621	0.00018621		0.00
PRODUCTION TAX	Dec 22					(5,069.41)	0.00018621	0.00018621		(0.95)
Total OIL (BBLs)									0.55	40.33
PLANT PRODUCTS (BBLs)										
ROYALTY INTEREST	Dec 22			174.11	25.76	4,484.18	0.00020425	0.00020425	0.03	0.91
PROCESSING	Dec 22					(582.94)	0.00020425	0.00020425		(0.11)
PRODUCTION TAX	Dec 22					(262.15)	0.00020425	0.00020425		(0.06)
ROYALTY INTEREST	Dec 22			174.11	25.76	4,484.18	0.00018621	0.00018621	0.03	0.83
PROCESSING	Dec 22					(582.94)	0.00018621	0.00018621		(0.10)
PRODUCTION TAX	Dec 22					(262.15)	0.00018621	0.00018621		(0.05)
Total PLANT PRODUCTS (BBLs)									0.06	1.42
Total Property										42.49

	Owner Gross Value	Owner Deductions	Owner Taxes	Non Revenue Deductions	Owner Net Value
Check Total	-	RPT			N12PR1V3
Year to Date		TRV,			N,,TR7B3



Revenue Statement

Owner

-
-
-
-

Operator

OVINTIV USA INC
370 17TH ST STE 1700
DENVER, CO 80202-5632
1-866-917-3700
ovintiv@ownerrelationsupport.com

Check

Check Number	2582879
Check Amount	-
Check Date	February 20, 2023
Check Type	ACH

Copyright Notice

© 2023 Enverus. All rights reserved. Unauthorized use prohibited.

Data, reports, user interface, software and other content which is accessed by users through EnergyLink constitutes copyright protected content owned by Enverus. Any unauthorized copying, scraping, downloading, retransmission, redistribution, reproduction, republishing or other duplication or modification of copyright protected content is a violation of Canadian and US federal copyright laws and may be subject to legal action. Other than downloading of PDF copies of processed invoices for use in an unmodified format by authorized users, no one has permission to copy, scrape, download, retransmit, redistribute, reproduce, republish, duplicate, modify or make public for commercial use this copyright protected content, in any form, without the express written permission of Enverus.



EnergyLink can provide this data in Excel, CDEX, or any other requested format.
Visit <https://www.energylink.com/Features> to find out more information or call EnergyLink Support at 1-888-573-3364.



		Type	Production Date	Property Values				Owner Share			
				BTU	Volume	Price	Value	Owner Interest	Distribution Interest	Volume	Value
Property:	89082	DOBBY 43D 1HF, State: TX, County: HOWARD									
GAS (MCF)											
	ROYALTY INTEREST	Dec 22	1.4390	13,624.23	5.64	76,790.56	0.00141460	0.00141460	19.27	108.62	
	PROCESSING	Dec 22				(8,014.86)	0.00141460	0.00141460		(11.34)	
	TREATING	Dec 22				(2,984.06)	0.00141460	0.00141460		(4.22)	
	TRANSPORTATION - FUEL	Dec 22				(804.83)	0.00141460	0.00141460		(1.14)	
	GATHERING	Dec 22				(8,430.01)	0.00141460	0.00141460		(11.92)	
	TRANSPORTATION (EMUS)	Dec 22				(5,272.48)	0.00141460	0.00141460		(7.46)	
	PROCESSING FUEL	Dec 22				(6,518.70)	0.00141460	0.00141460		(9.22)	
	ENVIRONMENTAL TAX (GAS)	Dec 22				(12.82)	0.00141460	0.00141460		(0.02)	
	PRODUCTION TAX	Dec 22				(2,905.78)	0.00141460	0.00141460		(4.11)	
	ROYALTY INTEREST	Dec 22	1.4420	159.10	8.01	1,273.81	0.00141460	0.00141460	0.23	1.81	
	ROYALTY INTEREST	Dec 22	1.4390	13,600.57	5.63	76,601.52	0.00021756	0.00021756	2.96	16.66	
	PROCESSING	Dec 22				(8,014.86)	0.00021756	0.00021756		0.00	
	TREATING	Dec 22				(2,984.06)	0.00021756	0.00021756		0.00	
	TRANSPORTATION - FUEL	Dec 22				(804.83)	0.00021756	0.00021756		0.00	
	GATHERING	Dec 22				(8,430.01)	0.00021756	0.00021756		0.00	
	TRANSPORTATION (EMUS)	Dec 22				(5,272.48)	0.00021756	0.00021756		0.00	
	PROCESSING FUEL	Dec 22				(6,518.70)	0.00021756	0.00021756		0.00	
	ENVIRONMENTAL TAX (GAS)	Dec 22				(12.80)	0.00021756	0.00021756		0.00	
	PRODUCTION TAX	Dec 22				(2,891.60)	0.00021756	0.00021756		(0.63)	

Represented Unit of Measure: Gas = MCFs, Plant Products = BBLs, Oil = BBLs

Generated on Monday, May 1, 2023 2:59 PM

© 2023 Enverus. All rights reserved. Unauthorized use prohibited.

		Production Date	Property Values				Owner Share			
			BTU	Volume	Price	Value	Owner Interest	Distribution Interest	Volume	Value
							Total GAS (MCF)		22.46	77.03
OIL (BBLs)	ROYALTY INTEREST	Dec 22		17,151.67	79.32	1,360,387.98	0.00141460	0.00141460	24.26	1,924.41
	COND/OIL TRANSPORTATION	Dec 22				(19,413.13)	0.00141460	0.00141460		(27.46)
	OIL TRANSPORT FUEL	Dec 22				(2,720.78)	0.00141460	0.00141460		(3.85)
	ENVIRONMENTAL TAX (GAS)	Dec 22				(107.20)	0.00141460	0.00141460		(0.15)
	PRODUCTION TAX	Dec 22				(62,577.85)	0.00141460	0.00141460		(88.53)
	ROYALTY INTEREST	Dec 22		17,151.67	79.32	1,360,387.98	0.00021756	0.00021756	3.73	295.96
	COND/OIL TRANSPORTATION	Dec 22				(19,413.13)	0.00021756	0.00021756		0.00
	OIL TRANSPORT FUEL	Dec 22				(2,720.78)	0.00021756	0.00021756		0.00
	ENVIRONMENTAL TAX (GAS)	Dec 22				(107.20)	0.00021756	0.00021756		(0.02)
	PRODUCTION TAX	Dec 22				(62,577.85)	0.00021756	0.00021756		(13.61)
							Total OIL (BBLs)		27.99	2,086.75
PLANT PRODUCTS (BBLs)	ROYALTY INTEREST	Dec 22		3,809.83	25.76	98,121.92	0.00141460	0.00141460	5.39	138.80
	PROCESSING	Dec 22				(12,755.85)	0.00141460	0.00141460		(18.05)
	PRODUCTION TAX	Dec 22				(5,736.24)	0.00141460	0.00141460		(8.11)
	ROYALTY INTEREST	Dec 22		3,809.83	25.76	98,121.92	0.00021756	0.00021756	0.83	21.35
	PROCESSING	Dec 22				(12,755.85)	0.00021756	0.00021756		0.00
	PRODUCTION TAX	Dec 22				(5,736.24)	0.00021756	0.00021756		(1.25)
							Total PLANT PRODUCTS (BBLs)		6.22	132.74
							Total Property			2,296.52

	Owner Gross Value	Owner Deductions	Owner Taxes	Non Revenue Deductions	Owner Net Value
Check Total	-	-	RPT	-	-
Year to Date	-	-	TRV,	-	-



Revenue Statement

Owner

-
-
-
-

Operator

OVINTIV USA INC
370 17TH ST STE 1700
DENVER, CO 80202-5632
1-866-917-3700
ovintiv@ownerrelationsupport.com

Check

Check Number	2582879
Check Amount	-
Check Date	February 20, 2023
Check Type	ACH

Copyright Notice

© 2023 Enverus. All rights reserved. Unauthorized use prohibited.

Data, reports, user interface, software and other content which is accessed by users through EnergyLink constitutes copyright protected content owned by Enverus. Any unauthorized copying, scraping, downloading, retransmission, redistribution, reproduction, republishing or other duplication or modification of copyright protected content is a violation of Canadian and US federal copyright laws and may be subject to legal action. Other than downloading of PDF copies of processed invoices for use in an unmodified format by authorized users, no one has permission to copy, scrape, download, retransmit, redistribute, reproduce, republish, duplicate, modify or make public for commercial use this copyright protected content, in any form, without the express written permission of Enverus.



EnergyLink can provide this data in Excel, CDEX, or any other requested format.
Visit <https://www.energylink.com/Features> to find out more information or call EnergyLink Support at 1-888-573-3364.



		Production Date	Property Values				Owner Share			
			BTU	Volume	Price	Value	Owner Interest	Distribution Interest	Volume	Value
Property:	89083	DOBBY 43E 2HJ, State: TX, County: HOWARD								
GAS (MCF)										
	ROYALTY INTEREST	Dec 22	1.4390	15,924.41	5.64	89,755.10	0.00138008	0.00138008	21.97	123.88
	PROCESSING	Dec 22				(9,368.02)	0.00138008	0.00138008		(12.93)
	TREATING	Dec 22				(3,487.85)	0.00138008	0.00138008		(4.81)
	TRANSPORTATION - FUEL	Dec 22				(940.71)	0.00138008	0.00138008		(1.30)
	GATHERING	Dec 22				(9,853.26)	0.00138008	0.00138008		(13.60)
	TRANSPORTATION (EMUS)	Dec 22				(6,162.63)	0.00138008	0.00138008		(8.50)
	PROCESSING FUEL	Dec 22				(7,619.26)	0.00138008	0.00138008		(10.51)
	ENVIRONMENTAL TAX (GAS)	Dec 22				(14.98)	0.00138008	0.00138008		(0.02)
	PRODUCTION TAX	Dec 22				(3,396.36)	0.00138008	0.00138008		(4.68)
	ROYALTY INTEREST	Dec 22	1.4420	185.96	8.01	1,488.88	0.00138008	0.00138008	0.25	2.06
	ROYALTY INTEREST	Dec 22	1.4390	15,896.76	5.63	89,534.18	0.00021225	0.00021225	3.37	19.00
	PROCESSING	Dec 22				(9,368.02)	0.00021225	0.00021225		0.00
	TREATING	Dec 22				(3,487.85)	0.00021225	0.00021225		0.00
	TRANSPORTATION - FUEL	Dec 22				(940.71)	0.00021225	0.00021225		0.00
	GATHERING	Dec 22				(9,853.26)	0.00021225	0.00021225		0.00
	TRANSPORTATION (EMUS)	Dec 22				(6,162.63)	0.00021225	0.00021225		0.00
	PROCESSING FUEL	Dec 22				(7,619.26)	0.00021225	0.00021225		0.00
	ENVIRONMENTAL TAX (GAS)	Dec 22				(14.96)	0.00021225	0.00021225		0.00
	PRODUCTION TAX	Dec 22				(3,379.79)	0.00021225	0.00021225		(0.72)

Represented Unit of Measure: Gas = MCFs, Plant Products = BBLs, Oil = BBLs

Generated on Monday, May 1, 2023 2:59 PM

© 2023 Enverus. All rights reserved. Unauthorized use prohibited.

		Production Date	Property Values				Owner Share			
			BTU	Volume	Price	Value	Owner Interest	Distribution Interest	Volume	Value
							Total GAS (MCF)		25.59	87.87
OIL (BBLs)	ROYALTY INTEREST	Dec 22		22,170.05	79.32	1,758,421.75	0.00138008	0.00138008	30.59	2,426.75
	COND/OIL TRANSPORTATION	Dec 22				(25,093.19)	0.00138008	0.00138008		(34.63)
	OIL TRANSPORT FUEL	Dec 22				(3,516.84)	0.00138008	0.00138008		(4.86)
	ENVIRONMENTAL TAX (GAS)	Dec 22				(138.56)	0.00138008	0.00138008		(0.19)
	PRODUCTION TAX	Dec 22				(80,887.40)	0.00138008	0.00138008		(111.63)
	ROYALTY INTEREST	Dec 22		22,170.05	79.32	1,758,421.75	0.00021225	0.00021225	4.71	373.23
	COND/OIL TRANSPORTATION	Dec 22				(25,093.19)	0.00021225	0.00021225		0.00
	OIL TRANSPORT FUEL	Dec 22				(3,516.84)	0.00021225	0.00021225		0.00
	ENVIRONMENTAL TAX (GAS)	Dec 22				(138.56)	0.00021225	0.00021225		(0.03)
	PRODUCTION TAX	Dec 22				(80,887.40)	0.00021225	0.00021225		(17.17)
							Total OIL (BBLs)		35.30	2,631.47
PLANT PRODUCTS (BBLs)	ROYALTY INTEREST	Dec 22		4,453.05	25.76	114,687.89	0.00138008	0.00138008	6.15	158.27
	PROCESSING	Dec 22				(14,909.43)	0.00138008	0.00138008		(20.57)
	PRODUCTION TAX	Dec 22				(6,704.69)	0.00138008	0.00138008		(9.26)
	ROYALTY INTEREST	Dec 22		4,453.05	25.76	114,687.89	0.00021225	0.00021225	0.95	24.34
	PROCESSING	Dec 22				(14,909.43)	0.00021225	0.00021225		0.00
	PRODUCTION TAX	Dec 22				(6,704.69)	0.00021225	0.00021225		(1.43)
							Total PLANT PRODUCTS (BBLs)		7.10	151.35
							Total Property			2,870.69

	Owner Gross Value	Owner Deductions	Owner Taxes	Non Revenue Deductions	Owner Net Value
Check Total	-	-	RPT	-	-
Year to Date	-	-	TRV,	-	-



Revenue Statement

Owner

-
-
-
-

Operator

OVINTIV USA INC
370 17TH ST STE 1700
DENVER, CO 80202-5632
1-866-917-3700
ovintiv@ownerrelationsupport.com

Check

Check Number	2582879
Check Amount	-
Check Date	February 20, 2023
Check Type	ACH

Copyright Notice

© 2023 Enverus. All rights reserved. Unauthorized use prohibited.

Data, reports, user interface, software and other content which is accessed by users through EnergyLink constitutes copyright protected content owned by Enverus. Any unauthorized copying, scraping, downloading, retransmission, redistribution, reproduction, republishing or other duplication or modification of copyright protected content is a violation of Canadian and US federal copyright laws and may be subject to legal action. Other than downloading of PDF copies of processed invoices for use in an unmodified format by authorized users, no one has permission to copy, scrape, download, retransmit, redistribute, reproduce, republish, duplicate, modify or make public for commercial use this copyright protected content, in any form, without the express written permission of Enverus.



EnergyLink can provide this data in Excel, CDEX, or any other requested format.
Visit <https://www.energylink.com/Features> to find out more information or call EnergyLink Support at 1-888-573-3364.



		Type	Production Date	Property Values				Owner Share			
				BTU	Volume	Price	Value	Owner Interest	Distribution Interest	Volume	Value
Property:	89084	DOBBY 43F 3HK, State: TX, County: HOWARD									
GAS (MCF)											
	ROYALTY INTEREST	Dec 22	1.4390	20,928.07	5.64	117,957.37	0.00136670	0.00136670	28.59	161.22	
	PROCESSING	Dec 22				(12,311.57)	0.00136670	0.00136670		(16.82)	
	TREATING	Dec 22				(4,583.79)	0.00136670	0.00136670		(6.26)	
	TRANSPORTATION - FUEL	Dec 22				(1,236.29)	0.00136670	0.00136670		(1.69)	
	GATHERING	Dec 22				(12,949.28)	0.00136670	0.00136670		(17.70)	
	TRANSPORTATION (EMUS)	Dec 22				(8,099.01)	0.00136670	0.00136670		(11.07)	
	PROCESSING FUEL	Dec 22				(10,013.33)	0.00136670	0.00136670		(13.68)	
	ENVIRONMENTAL TAX (GAS)	Dec 22				(19.68)	0.00136670	0.00136670		(0.02)	
	PRODUCTION TAX	Dec 22				(4,463.55)	0.00136670	0.00136670		(6.10)	
	ROYALTY INTEREST	Dec 22	1.4420	244.40	8.01	1,956.66	0.00136670	0.00136670	0.33	2.67	
	ROYALTY INTEREST	Dec 22	1.4390	20,891.73	5.63	117,667.02	0.00021021	0.00021021	4.38	24.75	
	PROCESSING	Dec 22				(12,311.57)	0.00021021	0.00021021		0.00	
	TREATING	Dec 22				(4,583.79)	0.00021021	0.00021021		0.00	
	TRANSPORTATION - FUEL	Dec 22				(1,236.29)	0.00021021	0.00021021		0.00	
	GATHERING	Dec 22				(12,949.28)	0.00021021	0.00021021		0.00	
	TRANSPORTATION (EMUS)	Dec 22				(8,099.01)	0.00021021	0.00021021		0.00	
	PROCESSING FUEL	Dec 22				(10,013.33)	0.00021021	0.00021021		0.00	
	ENVIRONMENTAL TAX (GAS)	Dec 22				(19.66)	0.00021021	0.00021021		0.00	
	PRODUCTION TAX	Dec 22				(4,441.77)	0.00021021	0.00021021		(0.94)	

Represented Unit of Measure: Gas = MCFs, Plant Products = BBLs, Oil = BBLs

Generated on Monday, May 1, 2023 2:59 PM

© 2023 Enverus. All rights reserved. Unauthorized use prohibited.

		Production Date	Property Values				Owner Share			
			BTU	Volume	Price	Value	Owner Interest	Distribution Interest	Volume	Value
							Total GAS (MCF)		33.30	114.36
OIL (BBLs)	ROYALTY INTEREST	Dec 22		22,539.51	79.32	1,787,725.54	0.00136670	0.00136670	30.80	2,443.29
	COND/OIL TRANSPORTATION	Dec 22				(25,511.37)	0.00136670	0.00136670		(34.87)
	OIL TRANSPORT FUEL	Dec 22				(3,575.45)	0.00136670	0.00136670		(4.89)
	ENVIRONMENTAL TAX (GAS)	Dec 22				(140.87)	0.00136670	0.00136670		(0.19)
	PRODUCTION TAX	Dec 22				(82,235.37)	0.00136670	0.00136670		(112.39)
	ROYALTY INTEREST	Dec 22		22,539.51	79.32	1,787,725.54	0.00021021	0.00021021	4.74	375.79
	COND/OIL TRANSPORTATION	Dec 22				(25,511.37)	0.00021021	0.00021021		0.00
	OIL TRANSPORT FUEL	Dec 22				(3,575.45)	0.00021021	0.00021021		0.00
	ENVIRONMENTAL TAX (GAS)	Dec 22				(140.87)	0.00021021	0.00021021		(0.03)
	PRODUCTION TAX	Dec 22				(82,235.37)	0.00021021	0.00021021		(17.29)
							Total OIL (BBLs)		35.54	2,649.42
PLANT PRODUCTS (BBLs)	ROYALTY INTEREST	Dec 22		5,852.25	25.76	150,724.36	0.00136670	0.00136670	8.00	206.00
	PROCESSING	Dec 22				(19,594.17)	0.00136670	0.00136670		(26.78)
	PRODUCTION TAX	Dec 22				(8,811.40)	0.00136670	0.00136670		(12.05)
	ROYALTY INTEREST	Dec 22		5,852.25	25.76	150,724.36	0.00021021	0.00021021	1.23	31.68
	PROCESSING	Dec 22				(19,594.17)	0.00021021	0.00021021		0.00
	PRODUCTION TAX	Dec 22				(8,811.40)	0.00021021	0.00021021		(1.85)
							Total PLANT PRODUCTS (BBLs)		9.23	197.00
							Total Property			2,960.78

	Owner Gross Value	Owner Deductions	Owner Taxes	Non Revenue Deductions	Owner Net Value
Check Total	-	-	RPT	-	-
Year to Date	-	-	TRV,	-	-



Revenue Statement

Owner

-
-
-
-

Operator

OVINTIV USA INC
370 17TH ST STE 1700
DENVER, CO 80202-5632
1-866-917-3700
ovintiv@ownerrelationsupport.com

Check

Check Number	2582879
Check Amount	-
Check Date	February 20, 2023
Check Type	ACH

Copyright Notice

© 2023 Enverus. All rights reserved. Unauthorized use prohibited.

Data, reports, user interface, software and other content which is accessed by users through EnergyLink constitutes copyright protected content owned by Enverus. Any unauthorized copying, scraping, downloading, retransmission, redistribution, reproduction, republishing or other duplication or modification of copyright protected content is a violation of Canadian and US federal copyright laws and may be subject to legal action. Other than downloading of PDF copies of processed invoices for use in an unmodified format by authorized users, no one has permission to copy, scrape, download, retransmit, redistribute, reproduce, republish, duplicate, modify or make public for commercial use this copyright protected content, in any form, without the express written permission of Enverus.



EnergyLink can provide this data in Excel, CDEX, or any other requested format.
Visit <https://www.energylink.com/Features> to find out more information or call EnergyLink Support at 1-888-573-3364.



			Property Values				Owner Share			
			BTU	Volume	Price	Value	Owner Interest	Distribution Interest	Volume	Value
Type		Production Date								
Property:	89100	DOBBY 43X 8HJ, State: TX, County: HOWARD								
GAS (MCF)										
	ROYALTY INTEREST	Dec 22	1.4390	15,606.11	5.64	87,961.08	0.00137747	0.00137747	21.49	121.17
	PROCESSING	Dec 22				(9,180.77)	0.00137747	0.00137747		(12.65)
	TREATING	Dec 22				(3,418.14)	0.00137747	0.00137747		(4.71)
	TRANSPORTATION - FUEL	Dec 22				(921.90)	0.00137747	0.00137747		(1.27)
	GATHERING	Dec 22				(9,656.31)	0.00137747	0.00137747		(13.30)
	TRANSPORTATION (EMUS)	Dec 22				(6,039.45)	0.00137747	0.00137747		(8.32)
	PROCESSING FUEL	Dec 22				(7,466.96)	0.00137747	0.00137747		(10.29)
	ENVIRONMENTAL TAX (GAS)	Dec 22				(14.68)	0.00137747	0.00137747		(0.02)
	PRODUCTION TAX	Dec 22				(3,328.48)	0.00137747	0.00137747		(4.58)
	ROYALTY INTEREST	Dec 22	1.4420	182.24	8.01	1,459.11	0.00137747	0.00137747	0.25	2.01
	ROYALTY INTEREST	Dec 22	1.4390	15,579.01	5.63	87,744.56	0.00021191	0.00021191	3.29	18.59
	PROCESSING	Dec 22				(9,180.77)	0.00021191	0.00021191		0.00
	TREATING	Dec 22				(3,418.14)	0.00021191	0.00021191		0.00
	TRANSPORTATION - FUEL	Dec 22				(921.90)	0.00021191	0.00021191		0.00
	GATHERING	Dec 22				(9,656.31)	0.00021191	0.00021191		0.00
	TRANSPORTATION (EMUS)	Dec 22				(6,039.45)	0.00021191	0.00021191		0.00
	PROCESSING FUEL	Dec 22				(7,466.96)	0.00021191	0.00021191		0.00
	ENVIRONMENTAL TAX (GAS)	Dec 22				(14.66)	0.00021191	0.00021191		0.00
	PRODUCTION TAX	Dec 22				(3,312.24)	0.00021191	0.00021191		(0.70)

Represented Unit of Measure: Gas = MCFs, Plant Products = BBLs, Oil = BBLs

Generated on Monday, May 1, 2023 2:59 PM

© 2023 Enverus. All rights reserved. Unauthorized use prohibited.

		Production Date	Property Values				Owner Share			
			BTU	Volume	Price	Value	Owner Interest	Distribution Interest	Volume	Value
							Total GAS (MCF)		25.03	85.93
OIL (BBLs)	ROYALTY INTEREST	Dec 22		21,228.21	79.32	1,683,719.53	0.00137747	0.00137747	29.25	2,319.27
	COND/OIL TRANSPORTATION	Dec 22				(24,027.17)	0.00137747	0.00137747		(33.10)
	OIL TRANSPORT FUEL	Dec 22				(3,367.44)	0.00137747	0.00137747		(4.64)
	ENVIRONMENTAL TAX (GAS)	Dec 22				(132.68)	0.00137747	0.00137747		(0.18)
	PRODUCTION TAX	Dec 22				(77,451.10)	0.00137747	0.00137747		(106.69)
	ROYALTY INTEREST	Dec 22		21,228.21	79.32	1,683,719.53	0.00021191	0.00021191	4.50	356.80
	COND/OIL TRANSPORTATION	Dec 22				(24,027.17)	0.00021191	0.00021191		0.00
	OIL TRANSPORT FUEL	Dec 22				(3,367.44)	0.00021191	0.00021191		0.00
	ENVIRONMENTAL TAX (GAS)	Dec 22				(132.68)	0.00021191	0.00021191		(0.02)
	PRODUCTION TAX	Dec 22				(77,451.10)	0.00021191	0.00021191		(16.41)
							Total OIL (BBLs)		33.75	2,515.03
PLANT PRODUCTS (BBLs)	ROYALTY INTEREST	Dec 22		4,364.04	25.76	112,395.50	0.00137747	0.00137747	6.01	154.82
	PROCESSING	Dec 22				(14,611.41)	0.00137747	0.00137747		(20.13)
	PRODUCTION TAX	Dec 22				(6,570.68)	0.00137747	0.00137747		(9.05)
	ROYALTY INTEREST	Dec 22		4,364.04	25.76	112,395.50	0.00021191	0.00021191	0.93	23.82
	PROCESSING	Dec 22				(14,611.41)	0.00021191	0.00021191		0.00
	PRODUCTION TAX	Dec 22				(6,570.68)	0.00021191	0.00021191		(1.39)
							Total PLANT PRODUCTS (BBLs)		6.94	148.07
							Total Property			2,749.03

	Owner Gross Value	Owner Deductions	Owner Taxes	Non Revenue Deductions	Owner Net Value
Check Total	-	-	RPT	-	-
Year to Date	-	-	TRV,	-	-



Revenue Statement

Owner

-
-
-
-

Operator

OVINTIV USA INC
370 17TH ST STE 1700
DENVER, CO 80202-5632
1-866-917-3700
ovintiv@ownerrelationsupport.com

Check

Check Number 2582879
Check Amount -
Check Date February 20, 2023
Check Type ACH

Copyright Notice

© 2023 Enverus. All rights reserved. Unauthorized use prohibited.

Data, reports, user interface, software and other content which is accessed by users through EnergyLink constitutes copyright protected content owned by Enverus. Any unauthorized copying, scraping, downloading, retransmission, redistribution, reproduction, republishing or other duplication or modification of copyright protected content is a violation of Canadian and US federal copyright laws and may be subject to legal action. Other than downloading of PDF copies of processed invoices for use in an unmodified format by authorized users, no one has permission to copy, scrape, download, retransmit, redistribute, reproduce, republish, duplicate, modify or make public for commercial use this copyright protected content, in any form, without the express written permission of Enverus.



EnergyLink can provide this data in Excel, CDEX, or any other requested format.
Visit <https://www.energylink.com/Features> to find out more information or call EnergyLink Support at 1-888-573-3364.



		Type	Production Date	Property Values				Owner Share			
				BTU	Volume	Price	Value	Owner Interest	Distribution Interest	Volume	Value
Property:	89101	DOBBY 43F 5HJ, State: TX, County: HOWARD									
GAS (MCF)											
	ROYALTY INTEREST	Dec 22	1.4390	16,314.96	5.64	91,956.33	0.00138050	0.00138050	22.51	126.94	
	PROCESSING	Dec 22				(9,597.77)	0.00138050	0.00138050		(13.25)	
	TREATING	Dec 22				(3,573.40)	0.00138050	0.00138050		(4.94)	
	TRANSPORTATION - FUEL	Dec 22				(963.78)	0.00138050	0.00138050		(1.33)	
	GATHERING	Dec 22				(10,094.91)	0.00138050	0.00138050		(13.93)	
	TRANSPORTATION (EMUS)	Dec 22				(6,313.78)	0.00138050	0.00138050		(8.72)	
	PROCESSING FUEL	Dec 22				(7,806.12)	0.00138050	0.00138050		(10.78)	
	ENVIRONMENTAL TAX (GAS)	Dec 22				(15.34)	0.00138050	0.00138050		(0.02)	
	PRODUCTION TAX	Dec 22				(3,479.66)	0.00138050	0.00138050		(4.80)	
	ROYALTY INTEREST	Dec 22	1.4420	190.52	8.01	1,525.36	0.00138050	0.00138050	0.26	2.10	
	ROYALTY INTEREST	Dec 22	1.4390	16,286.64	5.63	91,730.06	0.00021231	0.00021231	3.46	19.47	
	PROCESSING	Dec 22				(9,597.77)	0.00021231	0.00021231		0.00	
	TREATING	Dec 22				(3,573.40)	0.00021231	0.00021231		0.00	
	TRANSPORTATION - FUEL	Dec 22				(963.78)	0.00021231	0.00021231		0.00	
	GATHERING	Dec 22				(10,094.91)	0.00021231	0.00021231		0.00	
	TRANSPORTATION (EMUS)	Dec 22				(6,313.78)	0.00021231	0.00021231		0.00	
	PROCESSING FUEL	Dec 22				(7,806.12)	0.00021231	0.00021231		0.00	
	ENVIRONMENTAL TAX (GAS)	Dec 22				(15.32)	0.00021231	0.00021231		0.00	
	PRODUCTION TAX	Dec 22				(3,462.69)	0.00021231	0.00021231		(0.73)	

Represented Unit of Measure: Gas = MCFs, Plant Products = BBLs, Oil = BBLs

Generated on Monday, May 1, 2023 2:59 PM

© 2023 Enverus. All rights reserved. Unauthorized use prohibited.

		Production Date	Property Values				Owner Share			
			BTU	Volume	Price	Value	Owner Interest	Distribution Interest	Volume	Value
							Total GAS (MCF)		26.23	90.01
OIL (BBLs)	ROYALTY INTEREST	Dec 22		24,205.25	79.32	1,919,844.03	0.00138050	0.00138050	33.42	2,650.34
	COND/OIL TRANSPORTATION	Dec 22				(27,396.73)	0.00138050	0.00138050		(37.82)
	OIL TRANSPORT FUEL	Dec 22				(3,839.69)	0.00138050	0.00138050		(5.30)
	ENVIRONMENTAL TAX (GAS)	Dec 22				(151.28)	0.00138050	0.00138050		(0.21)
	PRODUCTION TAX	Dec 22				(88,312.83)	0.00138050	0.00138050		(121.92)
	ROYALTY INTEREST	Dec 22		24,205.25	79.32	1,919,844.03	0.00021231	0.00021231	5.14	407.61
	COND/OIL TRANSPORTATION	Dec 22				(27,396.73)	0.00021231	0.00021231		0.00
	OIL TRANSPORT FUEL	Dec 22				(3,839.69)	0.00021231	0.00021231		0.00
	ENVIRONMENTAL TAX (GAS)	Dec 22				(151.28)	0.00021231	0.00021231		(0.03)
	PRODUCTION TAX	Dec 22				(88,312.83)	0.00021231	0.00021231		(18.75)
							Total OIL (BBLs)		38.56	2,873.92
PLANT PRODUCTS (BBLs)	ROYALTY INTEREST	Dec 22		4,562.26	25.76	117,500.68	0.00138050	0.00138050	6.30	162.21
	PROCESSING	Dec 22				(15,275.09)	0.00138050	0.00138050		(21.09)
	PRODUCTION TAX	Dec 22				(6,869.13)	0.00138050	0.00138050		(9.49)
	ROYALTY INTEREST	Dec 22		4,562.26	25.76	117,500.68	0.00021231	0.00021231	0.97	24.95
	PROCESSING	Dec 22				(15,275.09)	0.00021231	0.00021231		0.00
	PRODUCTION TAX	Dec 22				(6,869.13)	0.00021231	0.00021231		(1.46)
							Total PLANT PRODUCTS (BBLs)		7.27	155.12
							Total Property			3,119.05

	Owner Gross Value	Owner Deductions	Owner Taxes	Non Revenue Deductions	Owner Net Value
Check Total	-	-	RPT	-	-
Year to Date	-	-	TRV,	-	-



Revenue Statement

Owner

-
-
-
-

Operator

OVINTIV USA INC
370 17TH ST STE 1700
DENVER, CO 80202-5632
1-866-917-3700
ovintiv@ownerrelationsupport.com

Check

Check Number 2582879
Check Amount -
Check Date February 20, 2023
Check Type ACH

Copyright Notice

© 2023 Enverus. All rights reserved. Unauthorized use prohibited.

Data, reports, user interface, software and other content which is accessed by users through EnergyLink constitutes copyright protected content owned by Enverus. Any unauthorized copying, scraping, downloading, retransmission, redistribution, reproduction, republishing or other duplication or modification of copyright protected content is a violation of Canadian and US federal copyright laws and may be subject to legal action. Other than downloading of PDF copies of processed invoices for use in an unmodified format by authorized users, no one has permission to copy, scrape, download, retransmit, redistribute, reproduce, republish, duplicate, modify or make public for commercial use this copyright protected content, in any form, without the express written permission of Enverus.



EnergyLink can provide this data in Excel, CDEX, or any other requested format.
Visit <https://www.energylink.com/Features> to find out more information or call EnergyLink Support at 1-888-573-3364.



			Property Values				Owner Share			
			BTU	Volume	Price	Value	Owner Interest	Distribution Interest	Volume	Value
Type	Production Date									
Property:	89108	DOBBY 43G 7HK, State: TX, County: HOWARD								
GAS (MCF)										
ROYALTY INTEREST	Dec 22	1.4390	31,106.61	5.64	175,326.86	0.00136520	0.00136520	42.45	239.36	
PROCESSING	Dec 22				(18,299.42)	0.00136520	0.00136520		(24.98)	
TREATING	Dec 22				(6,813.15)	0.00136520	0.00136520		(9.30)	
TRANSPORTATION - FUEL	Dec 22				(1,837.57)	0.00136520	0.00136520		(2.50)	
GATHERING	Dec 22				(19,247.28)	0.00136520	0.00136520		(26.27)	
TRANSPORTATION (EMUS)	Dec 22				(12,038.04)	0.00136520	0.00136520		(16.43)	
PROCESSING FUEL	Dec 22				(14,883.40)	0.00136520	0.00136520		(20.32)	
ENVIRONMENTAL TAX (GAS)	Dec 22				(29.25)	0.00136520	0.00136520		(0.05)	
PRODUCTION TAX	Dec 22				(6,634.43)	0.00136520	0.00136520		(9.07)	
ROYALTY INTEREST	Dec 22	1.4420	363.25	8.01	2,908.34	0.00136520	0.00136520	0.49	3.97	
ROYALTY INTEREST	Dec 22	1.4390	31,052.61	5.63	174,895.42	0.00020991	0.00020991	6.52	36.72	
PROCESSING	Dec 22				(18,299.42)	0.00020991	0.00020991		0.00	
TREATING	Dec 22				(6,813.15)	0.00020991	0.00020991		0.00	
TRANSPORTATION - FUEL	Dec 22				(1,837.57)	0.00020991	0.00020991		0.00	
GATHERING	Dec 22				(19,247.28)	0.00020991	0.00020991		0.00	
TRANSPORTATION (EMUS)	Dec 22				(12,038.04)	0.00020991	0.00020991		0.00	
PROCESSING FUEL	Dec 22				(14,883.40)	0.00020991	0.00020991		0.00	
ENVIRONMENTAL TAX (GAS)	Dec 22				(29.25)	0.00020991	0.00020991		(0.01)	
PRODUCTION TAX	Dec 22				(6,634.43)	0.00020991	0.00020991		(1.39)	

Represented Unit of Measure: Gas = MCFs, Plant Products = BBLs, Oil = BBLs

Generated on Monday, May 1, 2023 2:59 PM

© 2023 Enverus. All rights reserved. Unauthorized use prohibited.

		Production Date	Property Values				Owner Share			
			BTU	Volume	Price	Value	Owner Interest	Distribution Interest	Volume	Value
							Total GAS (MCF)		49.46	169.73
OIL (BBLs)	ROYALTY INTEREST	Dec 22		28,681.30	79.32	2,274,862.79	0.00136520	0.00136520	39.15	3,105.65
	COND/OIL TRANSPORTATION	Dec 22				(32,462.96)	0.00136520	0.00136520		(44.32)
	OIL TRANSPORT FUEL	Dec 22				(4,549.73)	0.00136520	0.00136520		(6.21)
	ENVIRONMENTAL TAX (GAS)	Dec 22				(179.26)	0.00136520	0.00136520		(0.24)
	PRODUCTION TAX	Dec 22				(104,643.69)	0.00136520	0.00136520		(142.86)
	ROYALTY INTEREST	Dec 22		28,681.30	79.32	2,274,862.79	0.00020991	0.00020991	6.02	477.51
	COND/OIL TRANSPORTATION	Dec 22				(32,462.96)	0.00020991	0.00020991		0.00
	OIL TRANSPORT FUEL	Dec 22				(4,549.73)	0.00020991	0.00020991		0.00
	ENVIRONMENTAL TAX (GAS)	Dec 22				(179.26)	0.00020991	0.00020991		(0.03)
	PRODUCTION TAX	Dec 22				(104,643.69)	0.00020991	0.00020991		(21.97)
							Total OIL (BBLs)		45.17	3,367.53
PLANT PRODUCTS (BBLs)	ROYALTY INTEREST	Dec 22		8,698.55	25.76	224,030.49	0.00136520	0.00136520	11.87	305.85
	PROCESSING	Dec 22				(29,123.96)	0.00136520	0.00136520		(39.76)
	PRODUCTION TAX	Dec 22				(13,096.90)	0.00136520	0.00136520		(17.87)
	ROYALTY INTEREST	Dec 22		8,698.55	25.76	224,030.49	0.00020991	0.00020991	1.83	47.03
	PROCESSING	Dec 22				(29,123.96)	0.00020991	0.00020991		0.00
	PRODUCTION TAX	Dec 22				(13,096.90)	0.00020991	0.00020991		(2.75)
							Total PLANT PRODUCTS (BBLs)		13.70	292.50
							Total Property			3,829.76

	Owner Gross Value	Owner Deductions	Owner Taxes	Non Revenue Deductions	Owner Net Value
Check Total	-	-	RPT	-	-
Year to Date	-	-	TRV,	-	-



Revenue Statement

Owner

-
-
-
-

Operator

OVINTIV USA INC
370 17TH ST STE 1700
DENVER, CO 80202-5632
1-866-917-3700
ovintiv@ownerrelationsupport.com

Check

Check Number	2582879
Check Amount	-
Check Date	February 20, 2023
Check Type	ACH

Copyright Notice

© 2023 Enverus. All rights reserved. Unauthorized use prohibited.

Data, reports, user interface, software and other content which is accessed by users through EnergyLink constitutes copyright protected content owned by Enverus. Any unauthorized copying, scraping, downloading, retransmission, redistribution, reproduction, republishing or other duplication or modification of copyright protected content is a violation of Canadian and US federal copyright laws and may be subject to legal action. Other than downloading of PDF copies of processed invoices for use in an unmodified format by authorized users, no one has permission to copy, scrape, download, retransmit, redistribute, reproduce, republish, duplicate, modify or make public for commercial use this copyright protected content, in any form, without the express written permission of Enverus.



EnergyLink can provide this data in Excel, CDEX, or any other requested format.
Visit <https://www.energylink.com/Features> to find out more information or call EnergyLink Support at 1-888-573-3364.



		Production Date	Property Values				Owner Share			
Type			BTU	Volume	Price	Value	Owner Interest	Distribution Interest	Volume	Value
Property:	89109	DOBBY 43G 6HF, State: TX, County: HOWARD								
GAS (MCF)										
	ROYALTY INTEREST	Dec 22	1.4390	11,596.44	5.64	65,361.30	0.00141337	0.00141337	16.38	92.38
	PROCESSING	Dec 22				(6,821.96)	0.00141337	0.00141337		(9.65)
	TREATING	Dec 22				(2,539.92)	0.00141337	0.00141337		(3.59)
	TRANSPORTATION - FUEL	Dec 22				(685.04)	0.00141337	0.00141337		(0.97)
	GATHERING	Dec 22				(7,175.32)	0.00141337	0.00141337		(10.14)
	TRANSPORTATION (EMUS)	Dec 22				(4,487.74)	0.00141337	0.00141337		(6.34)
	PROCESSING FUEL	Dec 22				(5,548.48)	0.00141337	0.00141337		(7.84)
	ENVIRONMENTAL TAX (GAS)	Dec 22				(10.90)	0.00141337	0.00141337		(0.01)
	PRODUCTION TAX	Dec 22				(2,473.30)	0.00141337	0.00141337		(3.49)
	ROYALTY INTEREST	Dec 22	1.4420	135.43	8.01	1,084.23	0.00141337	0.00141337	0.19	1.53
	ROYALTY INTEREST	Dec 22	1.4390	11,576.30	5.63	65,200.39	0.00021733	0.00021733	2.52	14.17
	PROCESSING	Dec 22				(6,821.96)	0.00021733	0.00021733		0.00
	TREATING	Dec 22				(2,539.92)	0.00021733	0.00021733		0.00
	TRANSPORTATION - FUEL	Dec 22				(685.04)	0.00021733	0.00021733		0.00
	GATHERING	Dec 22				(7,175.32)	0.00021733	0.00021733		0.00
	TRANSPORTATION (EMUS)	Dec 22				(4,487.74)	0.00021733	0.00021733		0.00
	PROCESSING FUEL	Dec 22				(5,548.48)	0.00021733	0.00021733		0.00
	ENVIRONMENTAL TAX (GAS)	Dec 22				(10.89)	0.00021733	0.00021733		0.00
	PRODUCTION TAX	Dec 22				(2,461.23)	0.00021733	0.00021733		(0.54)

Represented Unit of Measure: Gas = MCFs, Plant Products = BBLs, Oil = BBLs

Generated on Monday, May 1, 2023 2:59 PM

© 2023 Enverus. All rights reserved. Unauthorized use prohibited.

		Production Date	Property Values				Owner Share			
			BTU	Volume	Price	Value	Owner Interest	Distribution Interest	Volume	Value
							Total GAS (MCF)		19.09	65.51
OIL (BBLs)	ROYALTY INTEREST	Dec 22		16,302.43	79.32	1,293,030.35	0.00141337	0.00141337	23.04	1,827.53
	COND/OIL TRANSPORTATION	Dec 22				(18,451.92)	0.00141337	0.00141337		(26.08)
	OIL TRANSPORT FUEL	Dec 22				(2,586.06)	0.00141337	0.00141337		(3.66)
	ENVIRONMENTAL TAX (GAS)	Dec 22				(101.89)	0.00141337	0.00141337		(0.15)
	PRODUCTION TAX	Dec 22				(59,479.40)	0.00141337	0.00141337		(84.07)
	ROYALTY INTEREST	Dec 22		16,302.43	79.32	1,293,030.35	0.00021733	0.00021733	3.54	281.02
	COND/OIL TRANSPORTATION	Dec 22				(18,451.92)	0.00021733	0.00021733		0.00
	OIL TRANSPORT FUEL	Dec 22				(2,586.06)	0.00021733	0.00021733		0.00
	ENVIRONMENTAL TAX (GAS)	Dec 22				(101.89)	0.00021733	0.00021733		(0.02)
	PRODUCTION TAX	Dec 22				(59,479.40)	0.00021733	0.00021733		(12.93)
							Total OIL (BBLs)		26.58	1,981.64
PLANT PRODUCTS (BBLs)	ROYALTY INTEREST	Dec 22		3,242.79	25.76	83,517.77	0.00141337	0.00141337	4.58	118.05
	PROCESSING	Dec 22				(10,857.31)	0.00141337	0.00141337		(15.35)
	PRODUCTION TAX	Dec 22				(4,882.48)	0.00141337	0.00141337		(6.90)
	ROYALTY INTEREST	Dec 22		3,242.79	25.76	83,517.77	0.00021733	0.00021733	0.71	18.15
	PROCESSING	Dec 22				(10,857.31)	0.00021733	0.00021733		0.00
	PRODUCTION TAX	Dec 22				(4,882.48)	0.00021733	0.00021733		(1.06)
							Total PLANT PRODUCTS (BBLs)		5.29	112.89
							Total Property			2,160.04

	Owner Gross Value	Owner Deductions	Owner Taxes	Non Revenue Deductions	Owner Net Value
Check Total	-	-	RPT	-	-
Year to Date	-	-	TRV,	-	-



Revenue Statement

Owner

Operator

Check

OVINTIV USA INC
370 17TH ST STE 1700
DENVER, CO 80202-5632
1-866-917-3700
ovintiv@ownerrelationsupport.com

Check Number 2563118
Check Amount
Check Date January 20, 2023
Check Type ACH

Copyright Notice
© 2023 Enverus. All rights reserved. Unauthorized use prohibited.
Data, reports, user interface, software and other content which is accessed by users through EnergyLink constitutes copyright protected content owned by Enverus. Any unauthorized copying, scraping, downloading, retransmission, redistribution, reproduction, republishing or other duplication or modification of copyright protected content is a violation of Canadian and US federal copyright laws and may be subject to legal action. Other than downloading of PDF copies of processed invoices for use in an unmodified format by authorized users, no one has permission to copy, scrape, download, retransmit, redistribute, reproduce, republish, duplicate, modify or make public for commercial use this copyright protected content, in any form, without the express written permission of Enverus.



EnergyLink can provide this data in Excel, CDEX, or any other requested format.
Visit <https://www.energylink.com/Features> to find out more information or call EnergyLink Support at 1-888-573-3364.



Type		Production Date	Property Values				Owner Share			
			BTU	Volume	Price	Value	Owner Interest	Distribution Interest	Volume	Value
Property: 79198		RYAN 6 #1, State: TX, County: HOWARD								
GAS (MCF)										
	ROYALTY INTEREST	Nov 22	1.3550	399.49	4.70	1,876.17	0.00234375	0.00234375	0.94	4.38
	PROCESSING	Nov 22				(167.55)	0.00234375	0.00234375		(0.39)
	TREATING	Nov 22				(66.17)	0.00234375	0.00234375		(0.16)
	TRANSPORTATION - FUEL	Nov 22				(13.30)	0.00234375	0.00234375		(0.03)
	GATHERING	Nov 22				(130.16)	0.00234375	0.00234375		(0.31)
	TRANSPORTATION (EMUS)	Nov 22				(110.25)	0.00234375	0.00234375		(0.26)
	PROCESSING FUEL	Nov 22				(100.63)	0.00234375	0.00234375		(0.24)
	ENVIRONMENTAL TAX (GAS)	Nov 22				(0.33)	0.00234375	0.00234375		0.00
	PRODUCTION TAX	Nov 22				(89.05)	0.00234375	0.00234375		(0.20)
			Total GAS (MCF)						0.94	2.79
OIL (BBLs)										
	ROYALTY INTEREST	Nov 22		164.12	84.85	13,925.56	0.00234375	0.00234375	0.39	32.64
	ENVIRONMENTAL TAX (GAS)	Nov 22				(1.03)	0.00234375	0.00234375		0.00
	PRODUCTION TAX	Nov 22				(640.58)	0.00234375	0.00234375		(1.50)
			Total OIL (BBLs)						0.39	31.14
PLANT PRODUCTS (BBLs)										
	ROYALTY INTEREST	Nov 22		65.87	29.68	1,955.06	0.00234375	0.00234375	0.16	4.58
	PROCESSING	Nov 22				(293.26)	0.00234375	0.00234375		(0.69)
	PRODUCTION TAX	Nov 22				(110.51)	0.00234375	0.00234375		(0.26)

Represented Unit of Measure: Gas = MCFs, Plant Products = BBLs, Oil = BBLs

Generated on Monday, May 1, 2023 3:00 PM

© 2023 Enverus. All rights reserved. Unauthorized use prohibited.

Type	Production Date	Property Values				Owner Share			
		BTU	Volume	Price	Value	Owner Interest	Distribution Interest	Volume	Value
Total PLANT PRODUCTS (BBLs)								0.16	3.63
Total Property									37.56

	Owner Gross Value	Owner Deductions	Owner Taxes	Non Revenue Deductions	Owner Net Value
Check Total		B2			BTBRU,3
Year to Date		B2			BTBRU,3



Revenue Statement

Owner

Operator

Check

OVINTIV USA INC
370 17TH ST STE 1700
DENVER, CO 80202-5632
1-866-917-3700
ovintiv@ownerrelationsupport.com

Check Number 2563118
Check Amount
Check Date January 20, 2023
Check Type ACH

Copyright Notice
© 2023 Enverus. All rights reserved. Unauthorized use prohibited.
Data, reports, user interface, software and other content which is accessed by users through EnergyLink constitutes copyright protected content owned by Enverus. Any unauthorized copying, scraping, downloading, retransmission, redistribution, reproduction, republishing or other duplication or modification of copyright protected content is a violation of Canadian and US federal copyright laws and may be subject to legal action. Other than downloading of PDF copies of processed invoices for use in an unmodified format by authorized users, no one has permission to copy, scrape, download, retransmit, redistribute, reproduce, republish, duplicate, modify or make public for commercial use this copyright protected content, in any form, without the express written permission of Enverus.



EnergyLink can provide this data in Excel, CDEX, or any other requested format.
Visit <https://www.energylink.com/Features> to find out more information or call EnergyLink Support at 1-888-573-3364.



Type		Production Date	Property Values				Owner Share			
			BTU	Volume	Price	Value	Owner Interest	Distribution Interest	Volume	Value
Property: 82758		NEWTON 43A 1HE, State: TX, County: HOWARD								
GAS (MCF)										
	ROYALTY INTEREST	Nov 22	1.2750	1,629.18	4.17	6,786.18	0.00039957	0.00039957	0.65	2.71
	PROCESSING	Nov 22				(852.98)	0.00039957	0.00039957		(0.34)
	TREATING	Nov 22				(334.98)	0.00039957	0.00039957		(0.14)
	TRANSPORTATION - FUEL	Nov 22				(67.32)	0.00039957	0.00039957		(0.02)
	GATHERING	Nov 22				(620.14)	0.00039957	0.00039957		(0.25)
	TRANSPORTATION (EMUS)	Nov 22				(558.10)	0.00039957	0.00039957		(0.23)
	PROCESSING FUEL	Nov 22				(479.53)	0.00039957	0.00039957		(0.19)
	ENVIRONMENTAL TAX (GAS)	Nov 22				(1.37)	0.00039957	0.00039957		0.00
	PRODUCTION TAX	Nov 22				(253.15)	0.00039957	0.00039957		(0.10)
			Total GAS (MCF)						0.65	1.44
OIL (BBLs)										
	ROYALTY INTEREST	Nov 22		263.80	87.41	23,057.57	0.00039957	0.00039957	0.10	9.21
	COND/OIL TRANSPORTATION	Nov 22				(269.25)	0.00039957	0.00039957		(0.10)
	OIL TRANSPORT FUEL	Nov 22				(46.12)	0.00039957	0.00039957		(0.02)
	ENVIRONMENTAL TAX (GAS)	Nov 22				(1.65)	0.00039957	0.00039957		0.00
	PRODUCTION TAX	Nov 22				(1,060.65)	0.00039957	0.00039957		(0.42)
			Total OIL (BBLs)						0.10	8.67
PLANT PRODUCTS (BBLs)										
	ROYALTY INTEREST	Nov 22		289.96	29.82	8,646.78	0.00039957	0.00039957	0.11	3.45

Represented Unit of Measure: Gas = MCFs, Plant Products = BBLs, Oil = BBLs

Generated on Monday, May 1, 2023 3:00 PM

© 2023 Enverus. All rights reserved. Unauthorized use prohibited.

Type	Production Date	Property Values				Owner Share			
		BTU	Volume	Price	Value	Owner Interest	Distribution Interest	Volume	Value
PROCESSING	Nov 22				(1,297.02)	0.00039957	0.00039957		(0.51)
PRODUCTION TAX	Nov 22				(486.88)	0.00039957	0.00039957		(0.19)
Total PLANT PRODUCTS (BBLs)								0.11	2.75
Total Property									12.86

	Owner Gross Value	Owner Deductions	Owner Taxes	Non Revenue Deductions	Owner Net Value
Check Total	65,098.02	(3,459.52)	(3,062.61)		58,575.89
Year to Date	65,098.02	(3,459.52)	(3,062.61)		58,575.89



Revenue Statement

Owner

Operator

Check

OVINTIV USA INC
370 17TH ST STE 1700
DENVER, CO 80202-5632
1-866-917-3700
ovintiv@ownerrelationsupport.com

Check Number 2563118
Check Amount
Check Date January 20, 2023
Check Type ACH

Copyright Notice

© 2023 Enverus. All rights reserved. Unauthorized use prohibited.

Data, reports, user interface, software and other content which is accessed by users through EnergyLink constitutes copyright protected content owned by Enverus. Any unauthorized copying, scraping, downloading, retransmission, redistribution, reproduction, republishing or other duplication or modification of copyright protected content is a violation of Canadian and US federal copyright laws and may be subject to legal action. Other than downloading of PDF copies of processed invoices for use in an unmodified format by authorized users, no one has permission to copy, scrape, download, retransmit, redistribute, reproduce, republish, duplicate, modify or make public for commercial use this copyright protected content, in any form, without the express written permission of Enverus.



EnergyLink can provide this data in Excel, CDEX, or any other requested format.
Visit <https://www.energylink.com/Features> to find out more information or call EnergyLink Support at 1-888-573-3364.



			Property Values				Owner Share			
Type	Production Date		BTU	Volume	Price	Value	Owner Interest	Distribution Interest	Volume	Value
Property:	82759	NEWTON 43A 2HK, State: TX, County: HOWARD								
GAS (MCF)	ROYALTY INTEREST	Nov 22	1.2750	2,847.66	4.17	11,861.66	0.00039843	0.00039843	1.13	4.72
	PROCESSING	Nov 22				(1,490.93)	0.00039843	0.00039843		(0.59)
	TREATING	Nov 22				(585.52)	0.00039843	0.00039843		(0.23)
	TRANSPORTATION - FUEL	Nov 22				(117.67)	0.00039843	0.00039843		(0.05)
	GATHERING	Nov 22				(1,083.95)	0.00039843	0.00039843		(0.43)
	TRANSPORTATION (EMUS)	Nov 22				(975.50)	0.00039843	0.00039843		(0.39)
	PROCESSING FUEL	Nov 22				(838.19)	0.00039843	0.00039843		(0.33)
	ENVIRONMENTAL TAX (GAS)	Nov 22				(2.39)	0.00039843	0.00039843		0.00
	PRODUCTION TAX	Nov 22				(442.49)	0.00039843	0.00039843		(0.17)
Total GAS (MCF)									1.13	2.53
OIL (BBLs)	ROYALTY INTEREST	Nov 22		852.68	87.41	74,528.93	0.00039843	0.00039843	0.34	29.69
	COND/OIL TRANSPORTATION	Nov 22				(870.29)	0.00039843	0.00039843		(0.34)
	OIL TRANSPORT FUEL	Nov 22				(149.06)	0.00039843	0.00039843		(0.06)
	ENVIRONMENTAL TAX (GAS)	Nov 22				(5.33)	0.00039843	0.00039843		0.00
	PRODUCTION TAX	Nov 22				(3,428.33)	0.00039843	0.00039843		(1.37)
Total OIL (BBLs)									0.34	27.92
PLANT PRODUCTS (BBLs)	ROYALTY INTEREST	Nov 22		506.83	29.82	15,113.83	0.00039843	0.00039843	0.21	6.02

Represented Unit of Measure: Gas = MCFs, Plant Products = BBLs, Oil = BBLs

Generated on Monday, May 1, 2023 3:00 PM

© 2023 Enverus. All rights reserved. Unauthorized use prohibited.

Type	Production Date	Property Values				Owner Share			
		BTU	Volume	Price	Value	Owner Interest	Distribution Interest	Volume	Value
PROCESSING	Nov 22				(2,267.07)	0.00039843	0.00039843		(0.90)
PRODUCTION TAX	Nov 22				(851.02)	0.00039843	0.00039843		(0.34)
Total PLANT PRODUCTS (BBLs)								0.21	4.78
Total Property									35.23

	Owner Gross Value	Owner Deductions	Owner Taxes	Non Revenue Deductions	Owner Net Value
Check Total			B2		BTBRU,3
Year to Date			B2		BTBRU,3



Revenue Statement

Owner

Operator

Check

OVINTIV USA INC
370 17TH ST STE 1700
DENVER, CO 80202-5632
1-866-917-3700
ovintiv@ownerrelationsupport.com

Check Number 2563118
Check Amount
Check Date January 20, 2023
Check Type ACH

Copyright Notice
© 2023 Enverus. All rights reserved. Unauthorized use prohibited.
Data, reports, user interface, software and other content which is accessed by users through EnergyLink constitutes copyright protected content owned by Enverus. Any unauthorized copying, scraping, downloading, retransmission, redistribution, reproduction, republishing or other duplication or modification of copyright protected content is a violation of Canadian and US federal copyright laws and may be subject to legal action. Other than downloading of PDF copies of processed invoices for use in an unmodified format by authorized users, no one has permission to copy, scrape, download, retransmit, redistribute, reproduce, republish, duplicate, modify or make public for commercial use this copyright protected content, in any form, without the express written permission of Enverus.



EnergyLink can provide this data in Excel, CDEX, or any other requested format.
Visit <https://www.energylink.com/Features> to find out more information or call EnergyLink Support at 1-888-573-3364.



Type		Production Date	Property Values				Owner Share			
			BTU	Volume	Price	Value	Owner Interest	Distribution Interest	Volume	Value
Property: 82760		NEWTON 43B 3HJ, State: TX, County: HOWARD								
GAS (MCF)										
	ROYALTY INTEREST	Nov 22	1.2750	2,203.13	4.17	9,176.94	0.00039656	0.00039656	0.87	3.64
	PROCESSING	Nov 22				(1,153.48)	0.00039656	0.00039656		(0.46)
	TREATING	Nov 22				(453.00)	0.00039656	0.00039656		(0.18)
	TRANSPORTATION - FUEL	Nov 22				(91.03)	0.00039656	0.00039656		(0.03)
	GATHERING	Nov 22				(838.61)	0.00039656	0.00039656		(0.33)
	TRANSPORTATION (EMUS)	Nov 22				(754.71)	0.00039656	0.00039656		(0.30)
	PROCESSING FUEL	Nov 22				(648.47)	0.00039656	0.00039656		(0.26)
	ENVIRONMENTAL TAX (GAS)	Nov 22				(1.85)	0.00039656	0.00039656		0.00
	PRODUCTION TAX	Nov 22				(342.34)	0.00039656	0.00039656		(0.14)
			Total GAS (MCF)						0.87	1.94
OIL (BBLs)										
	ROYALTY INTEREST	Nov 22		593.04	87.41	51,834.97	0.00039656	0.00039656	0.24	20.56
	COND/OIL TRANSPORTATION	Nov 22				(605.29)	0.00039656	0.00039656		(0.24)
	OIL TRANSPORT FUEL	Nov 22				(103.67)	0.00039656	0.00039656		(0.05)
	ENVIRONMENTAL TAX (GAS)	Nov 22				(3.71)	0.00039656	0.00039656		0.00
	PRODUCTION TAX	Nov 22				(2,384.41)	0.00039656	0.00039656		(0.95)
			Total OIL (BBLs)						0.24	19.32
PLANT PRODUCTS (BBLs)										
	ROYALTY INTEREST	Nov 22		392.11	29.82	11,693.02	0.00039656	0.00039656	0.16	4.64

Represented Unit of Measure: Gas = MCFs, Plant Products = BBLs, Oil = BBLs

Generated on Monday, May 1, 2023 3:00 PM

© 2023 Enverus. All rights reserved. Unauthorized use prohibited.

Type	Production Date	Property Values				Owner Share			
		BTU	Volume	Price	Value	Owner Interest	Distribution Interest	Volume	Value
PROCESSING	Nov 22				(1,753.95)	0.00039656	0.00039656		(0.70)
PRODUCTION TAX	Nov 22				(658.40)	0.00039656	0.00039656		(0.26)
Total PLANT PRODUCTS (BBLs)								0.16	3.68
Total Property									24.94

	Owner Gross Value	Owner Deductions	Owner Taxes	Non Revenue Deductions	Owner Net Value
Check Total			B2		BTBRU,3
Year to Date			B2		BTBRU,3



Revenue Statement

Owner

Operator

Check

OVINTIV USA INC
370 17TH ST STE 1700
DENVER, CO 80202-5632
1-866-917-3700
ovintiv@ownerrelationsupport.com

Check Number 2563118
Check Amount
Check Date January 20, 2023
Check Type ACH

Copyright Notice

© 2023 Enverus. All rights reserved. Unauthorized use prohibited.

Data, reports, user interface, software and other content which is accessed by users through EnergyLink constitutes copyright protected content owned by Enverus. Any unauthorized copying, scraping, downloading, retransmission, redistribution, reproduction, republishing or other duplication or modification of copyright protected content is a violation of Canadian and US federal copyright laws and may be subject to legal action. Other than downloading of PDF copies of processed invoices for use in an unmodified format by authorized users, no one has permission to copy, scrape, download, retransmit, redistribute, reproduce, republish, duplicate, modify or make public for commercial use this copyright protected content, in any form, without the express written permission of Enverus.



EnergyLink can provide this data in Excel, CDEX, or any other requested format.
Visit <https://www.energylink.com/Features> to find out more information or call EnergyLink Support at 1-888-573-3364.



			Property Values				Owner Share			
Type	Production Date		BTU	Volume	Price	Value	Owner Interest	Distribution Interest	Volume	Value
Property:	82761	NEWTON 43BK 4HE, State: TX, County: HOWARD								
GAS (MCF)	ROYALTY INTEREST	Nov 22	1.2750	641.13	4.17	2,670.56	0.00038999	0.00038999	0.25	1.04
	PROCESSING	Nov 22				(335.67)	0.00038999	0.00038999		(0.13)
	TREATING	Nov 22				(131.83)	0.00038999	0.00038999		(0.06)
	TRANSPORTATION - FUEL	Nov 22				(26.49)	0.00038999	0.00038999		(0.01)
	GATHERING	Nov 22				(244.04)	0.00038999	0.00038999		(0.09)
	TRANSPORTATION (EMUS)	Nov 22				(219.63)	0.00038999	0.00038999		(0.08)
	PROCESSING FUEL	Nov 22				(188.71)	0.00038999	0.00038999		(0.07)
	ENVIRONMENTAL TAX (GAS)	Nov 22				(0.54)	0.00038999	0.00038999		0.00
	PRODUCTION TAX	Nov 22				(99.62)	0.00038999	0.00038999		(0.03)
Total GAS (MCF)								0.25	0.57	
OIL (BBLs)	ROYALTY INTEREST	Nov 22		632.85	87.41	55,314.58	0.00038999	0.00038999	0.25	21.58
	COND/OIL TRANSPORTATION	Nov 22				(645.92)	0.00038999	0.00038999		(0.25)
	OIL TRANSPORT FUEL	Nov 22				(110.63)	0.00038999	0.00038999		(0.05)
	ENVIRONMENTAL TAX (GAS)	Nov 22				(3.96)	0.00038999	0.00038999		0.00
	PRODUCTION TAX	Nov 22				(2,544.47)	0.00038999	0.00038999		(0.99)
Total OIL (BBLs)								0.25	20.29	
PLANT PRODUCTS (BBLs)	ROYALTY INTEREST	Nov 22		114.11	29.82	3,402.76	0.00038999	0.00038999	0.05	1.33

Represented Unit of Measure: Gas = MCFs, Plant Products = BBLs, Oil = BBLs

Generated on Monday, May 1, 2023 3:00 PM

© 2023 Enverus. All rights reserved. Unauthorized use prohibited.

Type	Production Date	Property Values				Owner Share			
		BTU	Volume	Price	Value	Owner Interest	Distribution Interest	Volume	Value
PROCESSING	Nov 22				(510.41)	0.00038999	0.00038999		(0.19)
PRODUCTION TAX	Nov 22				(191.60)	0.00038999	0.00038999		(0.08)
Total PLANT PRODUCTS (BBLs)								0.05	1.06
Total Property									21.92

	Owner Gross Value	Owner Deductions	Owner Taxes	Non Revenue Deductions	Owner Net Value
Check Total			B2		BTBRU,3
Year to Date			B2		BTBRU,3



Revenue Statement

Owner

Operator

Check

OVINTIV USA INC
370 17TH ST STE 1700
DENVER, CO 80202-5632
1-866-917-3700
ovintiv@ownerrelationsupport.com

Check Number 2563118
Check Amount
Check Date January 20, 2023
Check Type ACH

Copyright Notice
© 2023 Enverus. All rights reserved. Unauthorized use prohibited.
Data, reports, user interface, software and other content which is accessed by users through EnergyLink constitutes copyright protected content owned by Enverus. Any unauthorized copying, scraping, downloading, retransmission, redistribution, reproduction, republishing or other duplication or modification of copyright protected content is a violation of Canadian and US federal copyright laws and may be subject to legal action. Other than downloading of PDF copies of processed invoices for use in an unmodified format by authorized users, no one has permission to copy, scrape, download, retransmit, redistribute, reproduce, republish, duplicate, modify or make public for commercial use this copyright protected content, in any form, without the express written permission of Enverus.



EnergyLink can provide this data in Excel, CDEX, or any other requested format.
Visit <https://www.energylink.com/Features> to find out more information or call EnergyLink Support at 1-888-573-3364.



			Property Values				Owner Share			
Type	Production Date		BTU	Volume	Price	Value	Owner Interest	Distribution Interest	Volume	Value
Property:	82762	NEWTON 43BK 5HK, State: TX, County: HOWARD								
GAS (MCF)										
	ROYALTY INTEREST	Nov 22	1.2760	25.50	4.17	106.25	0.00039062	0.00039062	0.01	0.05
	PROCESSING	Nov 22				(13.35)	0.00039062	0.00039062		0.00
	TREATING	Nov 22				(5.24)	0.00039062	0.00039062		0.00
	TRANSPORTATION - FUEL	Nov 22				(1.05)	0.00039062	0.00039062		0.00
	GATHERING	Nov 22				(9.71)	0.00039062	0.00039062		0.00
	TRANSPORTATION (EMUS)	Nov 22				(8.74)	0.00039062	0.00039062		0.00
	PROCESSING FUEL	Nov 22				(7.51)	0.00039062	0.00039062		0.00
	ENVIRONMENTAL TAX (GAS)	Nov 22				(0.02)	0.00039062	0.00039062		0.00
	PRODUCTION TAX	Nov 22				(3.96)	0.00039062	0.00039062		0.00
Total GAS (MCF)									0.01	0.05
OIL (BBLs)										
	ROYALTY INTEREST	Nov 22		53.32	87.41	4,660.46	0.00039062	0.00039062	0.02	1.82
	COND/OIL TRANSPORTATION	Nov 22				(54.42)	0.00039062	0.00039062		(0.02)
	OIL TRANSPORT FUEL	Nov 22				(9.32)	0.00039062	0.00039062		0.00
	ENVIRONMENTAL TAX (GAS)	Nov 22				(0.33)	0.00039062	0.00039062		0.00
	PRODUCTION TAX	Nov 22				(214.38)	0.00039062	0.00039062		(0.08)
Total OIL (BBLs)									0.02	1.72
PLANT PRODUCTS (BBLs)										
	ROYALTY INTEREST	Nov 22		4.54	29.82	135.38	0.00039062	0.00039062	0.00	0.06

Represented Unit of Measure: Gas = MCFs, Plant Products = BBLs, Oil = BBLs

Generated on Monday, May 1, 2023 3:00 PM

© 2023 Enverus. All rights reserved. Unauthorized use prohibited.

Type	Production Date	Property Values				Owner Share			
		BTU	Volume	Price	Value	Owner Interest	Distribution Interest	Volume	Value
PROCESSING	Nov 22				(20.31)	0.00039062	0.00039062		(0.01)
PRODUCTION TAX	Nov 22				(7.62)	0.00039062	0.00039062		0.00
Total PLANT PRODUCTS (BBLs)								0.00	0.05
Total Property									1.82

	Owner Gross Value	Owner Deductions	Owner Taxes	Non Revenue Deductions	Owner Net Value
Check Total			B2		BTBRU,3
Year to Date			B2		BTBRU,3



Revenue Statement

Owner

Operator

Check

OVINTIV USA INC
370 17TH ST STE 1700
DENVER, CO 80202-5632
1-866-917-3700
ovintiv@ownerrelationsupport.com

Check Number 2563118
Check Amount
Check Date January 20, 2023
Check Type ACH

Copyright Notice

© 2023 Enverus. All rights reserved. Unauthorized use prohibited.

Data, reports, user interface, software and other content which is accessed by users through EnergyLink constitutes copyright protected content owned by Enverus. Any unauthorized copying, scraping, downloading, retransmission, redistribution, reproduction, republishing or other duplication or modification of copyright protected content is a violation of Canadian and US federal copyright laws and may be subject to legal action. Other than downloading of PDF copies of processed invoices for use in an unmodified format by authorized users, no one has permission to copy, scrape, download, retransmit, redistribute, reproduce, republish, duplicate, modify or make public for commercial use this copyright protected content, in any form, without the express written permission of Enverus.



EnergyLink can provide this data in Excel, CDEX, or any other requested format.
Visit <https://www.energylink.com/Features> to find out more information or call EnergyLink Support at 1-888-573-3364.



		Type	Production Date	Property Values				Owner Share			
				BTU	Volume	Price	Value	Owner Interest	Distribution Interest	Volume	Value
Property:	82763	NEWTON 43C 6HJ, State: TX, County: HOWARD									
GAS (MCF)											
	ROYALTY INTEREST	Nov 22	1.2750	510.18	4.17	2,125.11	0.00020425	0.00020425	0.11	0.43	
	PROCESSING	Nov 22				(267.11)	0.00020425	0.00020425		(0.06)	
	TREATING	Nov 22				(104.90)	0.00020425	0.00020425		(0.02)	
	TRANSPORTATION - FUEL	Nov 22				(21.08)	0.00020425	0.00020425		0.00	
	GATHERING	Nov 22				(194.20)	0.00020425	0.00020425		(0.03)	
	TRANSPORTATION (EMUS)	Nov 22				(174.77)	0.00020425	0.00020425		(0.03)	
	PROCESSING FUEL	Nov 22				(150.17)	0.00020425	0.00020425		(0.03)	
	ENVIRONMENTAL TAX (GAS)	Nov 22				(0.43)	0.00020425	0.00020425		0.00	
	PRODUCTION TAX	Nov 22				(79.27)	0.00020425	0.00020425		(0.01)	
	ROYALTY INTEREST	Nov 22	1.2750	510.18	4.17	2,125.11	0.00018621	0.00018621	0.09	0.40	
	PROCESSING	Nov 22				(267.11)	0.00018621	0.00018621		(0.05)	
	TREATING	Nov 22				(104.90)	0.00018621	0.00018621		(0.02)	
	TRANSPORTATION - FUEL	Nov 22				(21.08)	0.00018621	0.00018621		0.00	
	GATHERING	Nov 22				(194.20)	0.00018621	0.00018621		(0.03)	
	TRANSPORTATION (EMUS)	Nov 22				(174.77)	0.00018621	0.00018621		(0.03)	
	PROCESSING FUEL	Nov 22				(150.17)	0.00018621	0.00018621		(0.02)	
	ENVIRONMENTAL TAX (GAS)	Nov 22				(0.43)	0.00018621	0.00018621		0.00	
	PRODUCTION TAX	Nov 22				(79.27)	0.00018621	0.00018621		(0.01)	
Total GAS (MCF)									0.20	0.49	

Represented Unit of Measure: Gas = MCFs, Plant Products = BBLs, Oil = BBLs

Generated on Monday, May 1, 2023 3:00 PM

© 2023 Enverus. All rights reserved. Unauthorized use prohibited.

		Production Date	Property Values				Owner Share			
			BTU	Volume	Price	Value	Owner Interest	Distribution Interest	Volume	Value
OIL (BBLs)										
	ROYALTY INTEREST	Nov 22		1,426.10	87.41	124,649.00	0.00020425	0.00020425	0.29	25.46
	COND/OIL TRANSPORTATION	Nov 22				(1,455.55)	0.00020425	0.00020425		(0.30)
	OIL TRANSPORT FUEL	Nov 22				(249 30)	0.00020425	0.00020425		(0.05)
	ENVIRONMENTAL TAX (GAS)	Nov 22				(8.91)	0.00020425	0.00020425		0.00
	PRODUCTION TAX	Nov 22				(5,733.85)	0.00020425	0.00020425		(1.17)
	ROYALTY INTEREST	Nov 22		1,426.10	87.41	124,649.00	0.00018621	0.00018621	0.26	23.21
	COND/OIL TRANSPORTATION	Nov 22				(1,455.55)	0.00018621	0.00018621		(0.27)
	OIL TRANSPORT FUEL	Nov 22				(249 30)	0.00018621	0.00018621		(0.05)
	ENVIRONMENTAL TAX (GAS)	Nov 22				(8.91)	0.00018621	0.00018621		0.00
	PRODUCTION TAX	Nov 22				(5,733.85)	0.00018621	0.00018621		(1.06)
Total OIL (BBLs)									0.55	45.77
PLANT PRODUCTS (BBLs)										
	ROYALTY INTEREST	Nov 22		90.80	29.82	2,707.76	0.00020425	0.00020425	0.02	0.55
	PROCESSING	Nov 22				(406.16)	0.00020425	0.00020425		(0.08)
	PRODUCTION TAX	Nov 22				(152.47)	0.00020425	0.00020425		(0.03)
	ROYALTY INTEREST	Nov 22		90.80	29.82	2,707.76	0.00018621	0.00018621	0.01	0.50
	PROCESSING	Nov 22				(406.16)	0.00018621	0.00018621		(0.08)
	PRODUCTION TAX	Nov 22				(152.47)	0.00018621	0.00018621		(0.02)
Total PLANT PRODUCTS (BBLs)									0.03	0.84
Total Property										47.10

	Owner Gross Value	Owner Deductions	Owner Taxes	Non Revenue Deductions	Owner Net Value
Check Total	65,098.02	(3,459.52)	(3,062.61)		58,575.89
Year to Date	65,098.02	(3,459.52)	(3,062.61)		58,575.89



Revenue Statement

Owner

Operator

Check

OVINTIV USA INC
370 17TH ST STE 1700
DENVER, CO 80202-5632
1-866-917-3700
ovintiv@ownerrelationsupport.com

Check Number 2563118
Check Amount
Check Date January 20, 2023
Check Type ACH

Copyright Notice
© 2023 Enverus. All rights reserved. Unauthorized use prohibited.
Data, reports, user interface, software and other content which is accessed by users through EnergyLink constitutes copyright protected content owned by Enverus. Any unauthorized copying, scraping, downloading, retransmission, redistribution, reproduction, republishing or other duplication or modification of copyright protected content is a violation of Canadian and US federal copyright laws and may be subject to legal action. Other than downloading of PDF copies of processed invoices for use in an unmodified format by authorized users, no one has permission to copy, scrape, download, retransmit, redistribute, reproduce, republish, duplicate, modify or make public for commercial use this copyright protected content, in any form, without the express written permission of Enverus.



EnergyLink can provide this data in Excel, CDEX, or any other requested format.
Visit <https://www.energylink.com/Features> to find out more information or call EnergyLink Support at 1-888-573-3364.



			Property Values				Owner Share			
			BTU	Volume	Price	Value	Owner Interest	Distribution Interest	Volume	Value
Type	Production Date									
Property:	89082	DOBBY 43D 1HF, State: TX, County: HOWARD								
GAS (MCF)										
ROYALTY INTEREST	Nov 22	1.2750	12,568.69	4.17	52,376.01	0.00141460	0.00141460	17.76	74.09	
PROCESSING	Nov 22				(6,571.77)	0.00141460	0.00141460		(9.29)	
TREATING	Nov 22				(2,580.89)	0.00141460	0.00141460		(3.65)	
TRANSPORTATION - FUEL	Nov 22				(518.65)	0.00141460	0.00141460		(0.73)	
GATHERING	Nov 22				(4,777.85)	0.00141460	0.00141460		(6.75)	
TRANSPORTATION (EMUS)	Nov 22				(4,299.85)	0.00141460	0.00141460		(6.08)	
PROCESSING FUEL	Nov 22				(3,694.58)	0.00141460	0.00141460		(5.22)	
ENVIRONMENTAL TAX (GAS)	Nov 22				(10.55)	0.00141460	0.00141460		(0.01)	
PRODUCTION TAX	Nov 22				(1,957.31)	0.00141460	0.00141460		(2.76)	
ROYALTY INTEREST	Nov 22	1.4420	488.05	6.21	3,032.65	0.00141460	0.00141460	0.69	4.29	
ROYALTY INTEREST	Nov 22	1.2750	12,551.99	4.17	52,284.21	0.00021756	0.00021756	2.73	11.38	
PROCESSING	Nov 22				(6,571.77)	0.00021756	0.00021756		0.00	
TREATING	Nov 22				(2,580.89)	0.00021756	0.00021756		0.00	
TRANSPORTATION - FUEL	Nov 22				(518.65)	0.00021756	0.00021756		0.00	
GATHERING	Nov 22				(4,777.85)	0.00021756	0.00021756		0.00	
TRANSPORTATION (EMUS)	Nov 22				(4,299.85)	0.00021756	0.00021756		0.00	
PROCESSING FUEL	Nov 22				(3,694.58)	0.00021756	0.00021756		0.00	
ENVIRONMENTAL TAX (GAS)	Nov 22				(10.54)	0.00021756	0.00021756		0.00	
PRODUCTION TAX	Nov 22				(1,950.42)	0.00021756	0.00021756		(0.42)	

Represented Unit of Measure: Gas = MCFs, Plant Products = BBLs, Oil = BBLs

Generated on Monday, May 1, 2023 3:00 PM

© 2023 Enverus. All rights reserved. Unauthorized use prohibited.

		Production Date	Property Values				Owner Share			
			BTU	Volume	Price	Value	Owner Interest	Distribution Interest	Volume	Value
							Total GAS (MCF)		21.18	54.85
OIL (BBLs)	ROYALTY INTEREST	Nov 22		17,752.60	87.41	1,551,675.13	0.00141460	0.00141460	25.11	2,195.01
	COND/OIL TRANSPORTATION	Nov 22				(18,119.25)	0.00141460	0.00141460		(25.63)
	OIL TRANSPORT FUEL	Nov 22				(3,103.35)	0.00141460	0.00141460		(4.39)
	ENVIRONMENTAL TAX (GAS)	Nov 22				(110.95)	0.00141460	0.00141460		(0.16)
	PRODUCTION TAX	Nov 22				(71,377.06)	0.00141460	0.00141460		(100.97)
	ROYALTY INTEREST	Nov 22		17,752.60	87.41	1,551,675.13	0.00021756	0.00021756	3.86	337.58
	COND/OIL TRANSPORTATION	Nov 22				(18,119.25)	0.00021756	0.00021756		0.00
	OIL TRANSPORT FUEL	Nov 22				(3,103.35)	0.00021756	0.00021756		0.00
	ENVIRONMENTAL TAX (GAS)	Nov 22				(110.95)	0.00021756	0.00021756		(0.02)
	PRODUCTION TAX	Nov 22				(71,377.06)	0.00021756	0.00021756		(15.53)
							Total OIL (BBLs)		28.97	2,385.89
PLANT PRODUCTS (BBLs)	ROYALTY INTEREST	Nov 22		2,234.00	29.82	66,619.18	0.00141460	0.00141460	3.17	94.24
	PROCESSING	Nov 22				(9,992.88)	0.00141460	0.00141460		(14.14)
	PRODUCTION TAX	Nov 22				(3,751.13)	0.00141460	0.00141460		(5.30)
	ROYALTY INTEREST	Nov 22		2,234.00	29.82	66,619.18	0.00021756	0.00021756	0.49	14.49
	PROCESSING	Nov 22				(9,992.88)	0.00021756	0.00021756		0.00
	PRODUCTION TAX	Nov 22				(3,751.13)	0.00021756	0.00021756		(0.81)
							Total PLANT PRODUCTS (BBLs)		3.66	88.48
							Total Property			2,529.22

	Owner Gross Value	Owner Deductions	Owner Taxes	Non Revenue Deductions	Owner Net Value
Check Total		B2			BTBRU,3
Year to Date		B2			BTBRU,3



Revenue Statement

Owner

Operator

Check

OVINTIV USA INC
370 17TH ST STE 1700
DENVER, CO 80202-5632
1-866-917-3700
ovintiv@ownerrelationsupport.com

Check Number 2563118
Check Amount
Check Date January 20, 2023
Check Type ACH

Copyright Notice
© 2023 Enverus. All rights reserved. Unauthorized use prohibited.
Data, reports, user interface, software and other content which is accessed by users through EnergyLink constitutes copyright protected content owned by Enverus. Any unauthorized copying, scraping, downloading, retransmission, redistribution, reproduction, republishing or other duplication or modification of copyright protected content is a violation of Canadian and US federal copyright laws and may be subject to legal action. Other than downloading of PDF copies of processed invoices for use in an unmodified format by authorized users, no one has permission to copy, scrape, download, retransmit, redistribute, reproduce, republish, duplicate, modify or make public for commercial use this copyright protected content, in any form, without the express written permission of Enverus.



EnergyLink can provide this data in Excel, CDEX, or any other requested format.
Visit <https://www.energylink.com/Features> to find out more information or call EnergyLink Support at 1-888-573-3364.



		Production Date	Property Values				Owner Share			
			BTU	Volume	Price	Value	Owner Interest	Distribution Interest	Volume	Value
Property:	89083	DOBBY 43E 2HJ, State: TX, County: HOWARD								
GAS (MCF)										
	ROYALTY INTEREST	Nov 22	1.2750	14,917.97	4.17	62,165.84	0.00138008	0.00138008	20.58	85.80
	PROCESSING	Nov 22				(7,800.12)	0.00138008	0.00138008		(10.77)
	TREATING	Nov 22				(3,063.29)	0.00138008	0.00138008		(4.23)
	TRANSPORTATION - FUEL	Nov 22				(615.60)	0.00138008	0.00138008		(0.85)
	GATHERING	Nov 22				(5,670.89)	0.00138008	0.00138008		(7.83)
	TRANSPORTATION (EMUS)	Nov 22				(5,103.56)	0.00138008	0.00138008		(7.04)
	PROCESSING FUEL	Nov 22				(4,385.15)	0.00138008	0.00138008		(6.06)
	ENVIRONMENTAL TAX (GAS)	Nov 22				(12.52)	0.00138008	0.00138008		(0.02)
	PRODUCTION TAX	Nov 22				(2,323.15)	0.00138008	0.00138008		(3.21)
	ROYALTY INTEREST	Nov 22	1.4420	579.27	6.21	3,599.52	0.00138008	0.00138008	0.80	4.97
	ROYALTY INTEREST	Nov 22	1.2750	14,898.14	4.17	62,056.84	0.00021225	0.00021225	3.16	13.18
	PROCESSING	Nov 22				(7,800.12)	0.00021225	0.00021225		0.00
	TREATING	Nov 22				(3,063.29)	0.00021225	0.00021225		0.00
	TRANSPORTATION - FUEL	Nov 22				(615.60)	0.00021225	0.00021225		0.00
	GATHERING	Nov 22				(5,670.89)	0.00021225	0.00021225		0.00
	TRANSPORTATION (EMUS)	Nov 22				(5,103.56)	0.00021225	0.00021225		0.00
	PROCESSING FUEL	Nov 22				(4,385.15)	0.00021225	0.00021225		0.00
	ENVIRONMENTAL TAX (GAS)	Nov 22				(12.51)	0.00021225	0.00021225		0.00
	PRODUCTION TAX	Nov 22				(2,314.98)	0.00021225	0.00021225		(0.49)

Represented Unit of Measure: Gas = MCFs, Plant Products = BBLs, Oil = BBLs

Generated on Monday, May 1, 2023 3:00 PM

© 2023 Enverus. All rights reserved. Unauthorized use prohibited.

		Production Date	Property Values				Owner Share			
			BTU	Volume	Price	Value	Owner Interest	Distribution Interest	Volume	Value
							Total GAS (MCF)		24.54	63.45
OIL (BBLs)	ROYALTY INTEREST	Nov 22		24,562.39	87.41	2,146,888.32	0.00138008	0.00138008	33.90	2,962.87
	COND/OIL TRANSPORTATION	Nov 22				(25,069.69)	0.00138008	0.00138008		(34.59)
	OIL TRANSPORT FUEL	Nov 22				(4,293.78)	0.00138008	0.00138008		(5.92)
	ENVIRONMENTAL TAX (GAS)	Nov 22				(153.51)	0.00138008	0.00138008		(0.22)
	PRODUCTION TAX	Nov 22				(98,756.86)	0.00138008	0.00138008		(136.30)
	ROYALTY INTEREST	Nov 22		24,562.39	87.41	2,146,888.32	0.00021225	0.00021225	5.21	455.69
	COND/OIL TRANSPORTATION	Nov 22				(25,069.69)	0.00021225	0.00021225		0.00
	OIL TRANSPORT FUEL	Nov 22				(4,293.78)	0.00021225	0.00021225		0.00
	ENVIRONMENTAL TAX (GAS)	Nov 22				(153.51)	0.00021225	0.00021225		(0.03)
	PRODUCTION TAX	Nov 22				(98,756.86)	0.00021225	0.00021225		(20.96)
							Total OIL (BBLs)		39.11	3,220.54
PLANT PRODUCTS (BBLs)	ROYALTY INTEREST	Nov 22		2,651.57	29.82	79,071.23	0.00138008	0.00138008	3.66	109.12
	PROCESSING	Nov 22				(11,860.68)	0.00138008	0.00138008		(16.37)
	PRODUCTION TAX	Nov 22				(4,452.27)	0.00138008	0.00138008		(6.15)
	ROYALTY INTEREST	Nov 22		2,651.57	29.82	79,071.23	0.00021225	0.00021225	0.56	16.79
	PROCESSING	Nov 22				(11,860.68)	0.00021225	0.00021225		0.00
	PRODUCTION TAX	Nov 22				(4,452.27)	0.00021225	0.00021225		(0.95)
							Total PLANT PRODUCTS (BBLs)		4.22	102.44
							Total Property			3,386.43

	Owner Gross Value	Owner Deductions	Owner Taxes	Non Revenue Deductions	Owner Net Value
Check Total			B2		BTBRU,3
Year to Date			B2		BTBRU,3



Revenue Statement

Owner**Operator****Check**

OVINTIV USA INC
370 17TH ST STE 1700
DENVER, CO 80202-5632
1-866-917-3700
ovintiv@ownerrelationsupport.com

Check Number 2563118
Check Amount
Check Date January 20, 2023
Check Type ACH

Copyright Notice

© 2023 Enverus. All rights reserved. Unauthorized use prohibited.

Data, reports, user interface, software and other content which is accessed by users through EnergyLink constitutes copyright protected content owned by Enverus. Any unauthorized copying, scraping, downloading, retransmission, redistribution, reproduction, republishing or other duplication or modification of copyright protected content is a violation of Canadian and US federal copyright laws and may be subject to legal action. Other than downloading of PDF copies of processed invoices for use in an unmodified format by authorized users, no one has permission to copy, scrape, download, retransmit, redistribute, reproduce, republish, duplicate, modify or make public for commercial use this copyright protected content, in any form, without the express written permission of Enverus.



EnergyLink can provide this data in Excel, CDEX, or any other requested format.
Visit <https://www.energylink.com/Features> to find out more information or call EnergyLink Support at 1-888-573-3364.



		Type	Production Date	Property Values				Owner Share			
				BTU	Volume	Price	Value	Owner Interest	Distribution Interest	Volume	Value
Property:	89084	DOBBY 43F 3HK, State: TX, County: HOWARD									
GAS (MCF)											
	ROYALTY INTEREST	Nov 22	1.2750	30,798.04	4.17	128,340.96	0.00136670	0.00136670	42.10	175.41	
	PROCESSING	Nov 22				(16,103.30)	0.00136670	0.00136670		(22.01)	
	TREATING	Nov 22				(6,324.15)	0.00136670	0.00136670		(8.64)	
	TRANSPORTATION - FUEL	Nov 22				(1,270.90)	0.00136670	0.00136670		(1.74)	
	GATHERING	Nov 22				(11,707.52)	0.00136670	0.00136670		(16.00)	
	TRANSPORTATION (EMUS)	Nov 22				(10,536.26)	0.00136670	0.00136670		(14.40)	
	PROCESSING FUEL	Nov 22				(9,053.11)	0.00136670	0.00136670		(12.38)	
	ENVIRONMENTAL TAX (GAS)	Nov 22				(25.86)	0.00136670	0.00136670		(0.03)	
	PRODUCTION TAX	Nov 22				(4,796.14)	0.00136670	0.00136670		(6.56)	
	ROYALTY INTEREST	Nov 22	1.4420	1,195.90	6.21	7,431.12	0.00136670	0.00136670	1.63	10.16	
	ROYALTY INTEREST	Nov 22	1.2750	30,757.11	4.17	128,115.98	0.00021021	0.00021021	6.46	26.92	
	PROCESSING	Nov 22				(16,103.30)	0.00021021	0.00021021		0.00	
	TREATING	Nov 22				(6,324.15)	0.00021021	0.00021021		0.00	
	TRANSPORTATION - FUEL	Nov 22				(1,270.90)	0.00021021	0.00021021		0.00	
	GATHERING	Nov 22				(11,707.52)	0.00021021	0.00021021		0.00	
	TRANSPORTATION (EMUS)	Nov 22				(10,536.26)	0.00021021	0.00021021		0.00	
	PROCESSING FUEL	Nov 22				(9,053.11)	0.00021021	0.00021021		0.00	
	ENVIRONMENTAL TAX (GAS)	Nov 22				(25.83)	0.00021021	0.00021021		0.00	
	PRODUCTION TAX	Nov 22				(4,779.27)	0.00021021	0.00021021		(1.01)	

Represented Unit of Measure: Gas = MCFs, Plant Products = BBLs, Oil = BBLs

Generated on Monday, May 1, 2023 3:00 PM

© 2023 Enverus. All rights reserved. Unauthorized use prohibited.

		Production Date	Property Values				Owner Share			
			BTU	Volume	Price	Value	Owner Interest	Distribution Interest	Volume	Value
							Total GAS (MCF)		50.19	129.72
OIL (BBLs)	ROYALTY INTEREST	Nov 22		33,305.12	87.41	2,911,051.13	0.00136670	0.00136670	45.52	3,978.55
	COND/OIL TRANSPORTATION	Nov 22				(33,992.99)	0.00136670	0.00136670		(46.46)
	OIL TRANSPORT FUEL	Nov 22				(5,822.10)	0.00136670	0.00136670		(7.95)
	ENVIRONMENTAL TAX (GAS)	Nov 22				(208.16)	0.00136670	0.00136670		(0.29)
	PRODUCTION TAX	Nov 22				(133,908.35)	0.00136670	0.00136670		(183.02)
	ROYALTY INTEREST	Nov 22		33,305.12	87.41	2,911,051.13	0.00021021	0.00021021	7.01	611.93
	COND/OIL TRANSPORTATION	Nov 22				(33,992.99)	0.00021021	0.00021021		0.00
	OIL TRANSPORT FUEL	Nov 22				(5,822.10)	0.00021021	0.00021021		0.00
	ENVIRONMENTAL TAX (GAS)	Nov 22				(208.16)	0.00021021	0.00021021		(0.05)
	PRODUCTION TAX	Nov 22				(133,908.35)	0.00021021	0.00021021		(28.15)
							Total OIL (BBLs)		52.53	4,324.56
PLANT PRODUCTS (BBLs)	ROYALTY INTEREST	Nov 22		5,474.15	29.82	163,242.07	0.00136670	0.00136670	7.49	223.11
	PROCESSING	Nov 22				(24,486.31)	0.00136670	0.00136670		(33.46)
	PRODUCTION TAX	Nov 22				(9,191.69)	0.00136670	0.00136670		(12.56)
	ROYALTY INTEREST	Nov 22		5,474.15	29.82	163,242.07	0.00021021	0.00021021	1.15	34.32
	PROCESSING	Nov 22				(24,486.31)	0.00021021	0.00021021		0.00
	PRODUCTION TAX	Nov 22				(9,191.69)	0.00021021	0.00021021		(1.93)
							Total PLANT PRODUCTS (BBLs)		8.64	209.48
							Total Property			4,663.76

	Owner Gross Value	Owner Deductions	Owner Taxes	Non Revenue Deductions	Owner Net Value
Check Total			B2		
Year to Date			B2		

BTBRU,3

BTBRU,3



Revenue Statement

Owner

Operator

Check

OVINTIV USA INC
370 17TH ST STE 1700
DENVER, CO 80202-5632
1-866-917-3700
ovintiv@ownerrelationsupport.com

Check Number 2563118
Check Amount
Check Date January 20, 2023
Check Type ACH

Copyright Notice
© 2023 Enverus. All rights reserved. Unauthorized use prohibited.
Data, reports, user interface, software and other content which is accessed by users through EnergyLink constitutes copyright protected content owned by Enverus. Any unauthorized copying, scraping, downloading, retransmission, redistribution, reproduction, republishing or other duplication or modification of copyright protected content is a violation of Canadian and US federal copyright laws and may be subject to legal action. Other than downloading of PDF copies of processed invoices for use in an unmodified format by authorized users, no one has permission to copy, scrape, download, retransmit, redistribute, reproduce, republish, duplicate, modify or make public for commercial use this copyright protected content, in any form, without the express written permission of Enverus.



EnergyLink can provide this data in Excel, CDEX, or any other requested format.
Visit <https://www.energylink.com/Features> to find out more information or call EnergyLink Support at 1-888-573-3364.



		Type	Production Date	Property Values				Owner Share			
				BTU	Volume	Price	Value	Owner Interest	Distribution Interest	Volume	Value
Property:	89100	DOBBY 43X 8HJ, State: TX, County: HOWARD									
GAS (MCF)											
	ROYALTY INTEREST	Nov 22	1.2750	19,679.18	4.17	82,006.63	0.00137747	0.00137747	27.09	112.96	
	PROCESSING	Nov 22				(10,289.61)	0.00137747	0.00137747		(14.17)	
	TREATING	Nov 22				(4,040.97)	0.00137747	0.00137747		(5.57)	
	TRANSPORTATION - FUEL	Nov 22				(812.07)	0.00137747	0.00137747		(1.12)	
	GATHERING	Nov 22				(7,480.81)	0.00137747	0.00137747		(10.31)	
	TRANSPORTATION (EMUS)	Nov 22				(6,732.41)	0.00137747	0.00137747		(9.27)	
	PROCESSING FUEL	Nov 22				(5,784.71)	0.00137747	0.00137747		(7.97)	
	ENVIRONMENTAL TAX (GAS)	Nov 22				(16.52)	0.00137747	0.00137747		(0.02)	
	PRODUCTION TAX	Nov 22				(3,064.61)	0.00137747	0.00137747		(4.22)	
	ROYALTY INTEREST	Nov 22	1.4420	764.15	6.21	4,748.30	0.00137747	0.00137747	1.05	6.54	
	ROYALTY INTEREST	Nov 22	1.2750	19,653.03	4.17	81,862.89	0.00021191	0.00021191	4.18	17.35	
	PROCESSING	Nov 22				(10,289.61)	0.00021191	0.00021191		0.00	
	TREATING	Nov 22				(4,040.97)	0.00021191	0.00021191		0.00	
	TRANSPORTATION - FUEL	Nov 22				(812.07)	0.00021191	0.00021191		0.00	
	GATHERING	Nov 22				(7,480.81)	0.00021191	0.00021191		0.00	
	TRANSPORTATION (EMUS)	Nov 22				(6,732.41)	0.00021191	0.00021191		0.00	
	PROCESSING FUEL	Nov 22				(5,784.71)	0.00021191	0.00021191		0.00	
	ENVIRONMENTAL TAX (GAS)	Nov 22				(16.50)	0.00021191	0.00021191		0.00	
	PRODUCTION TAX	Nov 22				(3,053.83)	0.00021191	0.00021191		(0.65)	

Represented Unit of Measure: Gas = MCFs, Plant Products = BBLs, Oil = BBLs

Generated on Monday, May 1, 2023 3:00 PM

© 2023 Enverus. All rights reserved. Unauthorized use prohibited.

		Production Date	Property Values				Owner Share			
			BTU	Volume	Price	Value	Owner Interest	Distribution Interest	Volume	Value
							Total GAS (MCF)		32.32	83.55
OIL (BBLs)	ROYALTY INTEREST	Nov 22		29,082.90	87.41	2,542,005.82	0.00137747	0.00137747	40.06	3,501.53
	COND/OIL TRANSPORTATION	Nov 22				(29,683.56)	0.00137747	0.00137747		(40.89)
	OIL TRANSPORT FUEL	Nov 22				(5,084.01)	0.00137747	0.00137747		(7.01)
	ENVIRONMENTAL TAX (GAS)	Nov 22				(181.77)	0.00137747	0.00137747		(0.25)
	PRODUCTION TAX	Nov 22				(116,932.27)	0.00137747	0.00137747		(161.07)
	ROYALTY INTEREST	Nov 22		29,082.90	87.41	2,542,005.82	0.00021191	0.00021191	6.16	538.69
	COND/OIL TRANSPORTATION	Nov 22				(29,683.56)	0.00021191	0.00021191		0.00
	OIL TRANSPORT FUEL	Nov 22				(5,084.01)	0.00021191	0.00021191		0.00
	ENVIRONMENTAL TAX (GAS)	Nov 22				(181.77)	0.00021191	0.00021191		(0.03)
	PRODUCTION TAX	Nov 22				(116,932.27)	0.00021191	0.00021191		(24.78)
							Total OIL (BBLs)		46.22	3,806.19
PLANT PRODUCTS (BBLs)	ROYALTY INTEREST	Nov 22		3,497.85	29.82	104,307.58	0.00137747	0.00137747	4.82	143.68
	PROCESSING	Nov 22				(15,646.14)	0.00137747	0.00137747		(21.55)
	PRODUCTION TAX	Nov 22				(5,873.26)	0.00137747	0.00137747		(8.09)
	ROYALTY INTEREST	Nov 22		3,497.85	29.82	104,307.58	0.00021191	0.00021191	0.74	22.10
	PROCESSING	Nov 22				(15,646.14)	0.00021191	0.00021191		0.00
	PRODUCTION TAX	Nov 22				(5,873.26)	0.00021191	0.00021191		(1.25)
							Total PLANT PRODUCTS (BBLs)		5.56	134.89
							Total Property			4,024.63

	Owner Gross Value	Owner Deductions	Owner Taxes	Non Revenue Deductions	Owner Net Value
Check Total		B2			BTBRU,3
Year to Date		B2			BTBRU,3



Revenue Statement

Owner

Operator

Check

OVINTIV USA INC
370 17TH ST STE 1700
DENVER, CO 80202-5632
1-866-917-3700
ovintiv@ownerrelationsupport.com

Check Number 2563118
Check Amount
Check Date January 20, 2023
Check Type ACH

Copyright Notice

© 2023 Enverus. All rights reserved. Unauthorized use prohibited.

Data, reports, user interface, software and other content which is accessed by users through EnergyLink constitutes copyright protected content owned by Enverus. Any unauthorized copying, scraping, downloading, retransmission, redistribution, reproduction, republishing or other duplication or modification of copyright protected content is a violation of Canadian and US federal copyright laws and may be subject to legal action. Other than downloading of PDF copies of processed invoices for use in an unmodified format by authorized users, no one has permission to copy, scrape, download, retransmit, redistribute, reproduce, republish, duplicate, modify or make public for commercial use this copyright protected content, in any form, without the express written permission of Enverus.



EnergyLink can provide this data in Excel, CDEX, or any other requested format.
Visit <https://www.energylink.com/Features> to find out more information or call EnergyLink Support at 1-888-573-3364.



			Property Values				Owner Share			
			BTU	Volume	Price	Value	Owner Interest	Distribution Interest	Volume	Value
Type		Production Date								
Property:	89101	DOBBY 43F 5HJ, State: TX, County: HOWARD								
GAS (MCF)										
	ROYALTY INTEREST	Nov 22	1.2750	33,530.30	4.17	139,726.73	0.00138050	0.00138050	46.29	192.90
	PROCESSING	Nov 22				(17,531.91)	0.00138050	0.00138050		(24.21)
	TREATING	Nov 22				(6,885.19)	0.00138050	0.00138050		(9.51)
	TRANSPORTATION - FUEL	Nov 22				(1,383.65)	0.00138050	0.00138050		(1.91)
	GATHERING	Nov 22				(12,746.16)	0.00138050	0.00138050		(17.60)
	TRANSPORTATION (EMUS)	Nov 22				(11,470.99)	0.00138050	0.00138050		(15.84)
	PROCESSING FUEL	Nov 22				(9,856.25)	0.00138050	0.00138050		(13.61)
	ENVIRONMENTAL TAX (GAS)	Nov 22				(28.15)	0.00138050	0.00138050		(0.03)
	PRODUCTION TAX	Nov 22				(5,221.63)	0.00138050	0.00138050		(7.21)
	ROYALTY INTEREST	Nov 22	1.4420	1,301.99	6.21	8,090.39	0.00138050	0.00138050	1.79	11.17
	ROYALTY INTEREST	Nov 22	1.2750	33,485.74	4.17	139,481.79	0.00021231	0.00021231	7.11	29.61
	PROCESSING	Nov 22				(17,531.91)	0.00021231	0.00021231		0.00
	TREATING	Nov 22				(6,885.19)	0.00021231	0.00021231		0.00
	TRANSPORTATION - FUEL	Nov 22				(1,383.65)	0.00021231	0.00021231		0.00
	GATHERING	Nov 22				(12,746.16)	0.00021231	0.00021231		0.00
	TRANSPORTATION (EMUS)	Nov 22				(11,470.99)	0.00021231	0.00021231		0.00
	PROCESSING FUEL	Nov 22				(9,856.25)	0.00021231	0.00021231		0.00
	ENVIRONMENTAL TAX (GAS)	Nov 22				(28.12)	0.00021231	0.00021231		(0.01)
	PRODUCTION TAX	Nov 22				(5,203.26)	0.00021231	0.00021231		(1.11)

Represented Unit of Measure: Gas = MCFs, Plant Products = BBLs, Oil = BBLs

Generated on Monday, May 1, 2023 3:00 PM

© 2023 Enverus. All rights reserved. Unauthorized use prohibited.

		Production Date	Property Values				Owner Share			
			BTU	Volume	Price	Value	Owner Interest	Distribution Interest	Volume	Value
							Total GAS (MCF)		55.19	142.64
OIL (BBLs)	ROYALTY INTEREST	Nov 22		45,147.19	87.41	3,946,113.35	0.00138050	0.00138050	62.33	5,447.61
	COND/OIL TRANSPORTATION	Nov 22				(46,079.64)	0.00138050	0.00138050		(63.61)
	OIL TRANSPORT FUEL	Nov 22				(7,892.23)	0.00138050	0.00138050		(10.89)
	ENVIRONMENTAL TAX (GAS)	Nov 22				(282.17)	0.00138050	0.00138050		(0.39)
	PRODUCTION TAX	Nov 22				(181,521.21)	0.00138050	0.00138050		(250.59)
	ROYALTY INTEREST	Nov 22		45,147.19	87.41	3,946,113.35	0.00021231	0.00021231	9.59	837.81
	COND/OIL TRANSPORTATION	Nov 22				(46,079.64)	0.00021231	0.00021231		0.00
	OIL TRANSPORT FUEL	Nov 22				(7,892.23)	0.00021231	0.00021231		0.00
	ENVIRONMENTAL TAX (GAS)	Nov 22				(282.17)	0.00021231	0.00021231		(0.06)
	PRODUCTION TAX	Nov 22				(181,521.21)	0.00021231	0.00021231		(38.54)
							Total OIL (BBLs)		71.92	5,921.34
PLANT PRODUCTS (BBLs)	ROYALTY INTEREST	Nov 22		5,959.79	29.82	177,724.09	0.00138050	0.00138050	8.23	245.35
	PROCESSING	Nov 22				(26,658.61)	0.00138050	0.00138050		(36.80)
	PRODUCTION TAX	Nov 22				(10,007.13)	0.00138050	0.00138050		(13.82)
	ROYALTY INTEREST	Nov 22		5,959.79	29.82	177,724.09	0.00021231	0.00021231	1.27	37.74
	PROCESSING	Nov 22				(26,658.61)	0.00021231	0.00021231		0.00
	PRODUCTION TAX	Nov 22				(10,007.13)	0.00021231	0.00021231		(2.13)
							Total PLANT PRODUCTS (BBLs)		9.50	230.34
							Total Property			6,294.32

	Owner Gross Value	Owner Deductions	Owner Taxes	Non Revenue Deductions	Owner Net Value
Check Total		B2			
Year to Date		B2			

BTBRU,3

BTBRU,3



Revenue Statement

Owner

Operator

Check

OVINTIV USA INC
370 17TH ST STE 1700
DENVER, CO 80202-5632
1-866-917-3700
ovintiv@ownerrelationsupport.com

Check Number 2563118
Check Amount
Check Date January 20, 2023
Check Type ACH

Copyright Notice
© 2023 Enverus. All rights reserved. Unauthorized use prohibited.
Data, reports, user interface, software and other content which is accessed by users through EnergyLink constitutes copyright protected content owned by Enverus. Any unauthorized copying, scraping, downloading, retransmission, redistribution, reproduction, republishing or other duplication or modification of copyright protected content is a violation of Canadian and US federal copyright laws and may be subject to legal action. Other than downloading of PDF copies of processed invoices for use in an unmodified format by authorized users, no one has permission to copy, scrape, download, retransmit, redistribute, reproduce, republish, duplicate, modify or make public for commercial use this copyright protected content, in any form, without the express written permission of Enverus.



EnergyLink can provide this data in Excel, CDEX, or any other requested format.
Visit <https://www.energylink.com/Features> to find out more information or call EnergyLink Support at 1-888-573-3364.



			Property Values				Owner Share			
Type	Production Date		BTU	Volume	Price	Value	Owner Interest	Distribution Interest	Volume	Value
Property: 89101 DOBBY 43F 5HJ, State: TX, County: HOWARD										
GAS (MCF)										
ROYALTY INTEREST	Nov 22		1.2750	33,530.30	4.17	139,726.73	0.00138050	0.00138050	46.29	192.90
PROCESSING	Nov 22					(17,531.91)	0.00138050	0.00138050		(24.21)
TREATING	Nov 22					(6,885.19)	0.00138050	0.00138050		(9.51)
TRANSPORTATION - FUEL	Nov 22					(1,383.65)	0.00138050	0.00138050		(1.91)
GATHERING	Nov 22					(12,746.16)	0.00138050	0.00138050		(17.60)
TRANSPORTATION (EMUS)	Nov 22					(11,470.99)	0.00138050	0.00138050		(15.84)
PROCESSING FUEL	Nov 22					(9,856.25)	0.00138050	0.00138050		(13.61)
ENVIRONMENTAL TAX (GAS)	Nov 22					(28.15)	0.00138050	0.00138050		(0.03)
PRODUCTION TAX	Nov 22					(5,221.63)	0.00138050	0.00138050		(7.21)
ROYALTY INTEREST	Nov 22		1.4420	1,301.99	6.21	8,090.39	0.00138050	0.00138050	1.79	11.17
ROYALTY INTEREST	Nov 22		1.2750	33,485.74	4.17	139,481.79	0.00021231	0.00021231	7.11	29.61
PROCESSING	Nov 22					(17,531.91)	0.00021231	0.00021231		0.00
TREATING	Nov 22					(6,885.19)	0.00021231	0.00021231		0.00
TRANSPORTATION - FUEL	Nov 22					(1,383.65)	0.00021231	0.00021231		0.00
GATHERING	Nov 22					(12,746.16)	0.00021231	0.00021231		0.00
TRANSPORTATION (EMUS)	Nov 22					(11,470.99)	0.00021231	0.00021231		0.00
PROCESSING FUEL	Nov 22					(9,856.25)	0.00021231	0.00021231		0.00
ENVIRONMENTAL TAX (GAS)	Nov 22					(28.12)	0.00021231	0.00021231		(0.01)
PRODUCTION TAX	Nov 22					(5,203.26)	0.00021231	0.00021231		(1.11)

Represented Unit of Measure: Gas = MCFs, Plant Products = BBLs, Oil = BBLs

Generated on Monday, May 1, 2023 3:00 PM

© 2023 Enverus. All rights reserved. Unauthorized use prohibited.

		Production Date	Property Values				Owner Share			
			BTU	Volume	Price	Value	Owner Interest	Distribution Interest	Volume	Value
							Total GAS (MCF)		55.19	142.64
OIL (BBLs)	ROYALTY INTEREST	Nov 22		45,147.19	87.41	3,946,113.35	0.00138050	0.00138050	62.33	5,447.61
	COND/OIL TRANSPORTATION	Nov 22				(46,079.64)	0.00138050	0.00138050		(63.61)
	OIL TRANSPORT FUEL	Nov 22				(7,892.23)	0.00138050	0.00138050		(10.89)
	ENVIRONMENTAL TAX (GAS)	Nov 22				(282.17)	0.00138050	0.00138050		(0.39)
	PRODUCTION TAX	Nov 22				(181,521.21)	0.00138050	0.00138050		(250.59)
	ROYALTY INTEREST	Nov 22		45,147.19	87.41	3,946,113.35	0.00021231	0.00021231	9.59	837.81
	COND/OIL TRANSPORTATION	Nov 22				(46,079.64)	0.00021231	0.00021231		0.00
	OIL TRANSPORT FUEL	Nov 22				(7,892.23)	0.00021231	0.00021231		0.00
	ENVIRONMENTAL TAX (GAS)	Nov 22				(282.17)	0.00021231	0.00021231		(0.06)
	PRODUCTION TAX	Nov 22				(181,521.21)	0.00021231	0.00021231		(38.54)
							Total OIL (BBLs)		71.92	5,921.34
PLANT PRODUCTS (BBLs)	ROYALTY INTEREST	Nov 22		5,959.79	29.82	177,724.09	0.00138050	0.00138050	8.23	245.35
	PROCESSING	Nov 22				(26,658.61)	0.00138050	0.00138050		(36.80)
	PRODUCTION TAX	Nov 22				(10,007.13)	0.00138050	0.00138050		(13.82)
	ROYALTY INTEREST	Nov 22		5,959.79	29.82	177,724.09	0.00021231	0.00021231	1.27	37.74
	PROCESSING	Nov 22				(26,658.61)	0.00021231	0.00021231		0.00
	PRODUCTION TAX	Nov 22				(10,007.13)	0.00021231	0.00021231		(2.13)
							Total PLANT PRODUCTS (BBLs)		9.50	230.34
							Total Property			6,294.32

	Owner Gross Value	Owner Deductions	Owner Taxes	Non Revenue Deductions	Owner Net Value
Check Total		B2			
Year to Date		B2			

BTBRU,3

BTBRU,3



Revenue Statement

Owner

Operator

Check

OVINTIV USA INC
370 17TH ST STE 1700
DENVER, CO 80202-5632
1-866-917-3700
ovintiv@ownerrelationsupport.com

Check Number 2563118
Check Amount
Check Date January 20, 2023
Check Type ACH

Copyright Notice

© 2023 Enverus. All rights reserved. Unauthorized use prohibited.

Data, reports, user interface, software and other content which is accessed by users through EnergyLink constitutes copyright protected content owned by Enverus. Any unauthorized copying, scraping, downloading, retransmission, redistribution, reproduction, republishing or other duplication or modification of copyright protected content is a violation of Canadian and US federal copyright laws and may be subject to legal action. Other than downloading of PDF copies of processed invoices for use in an unmodified format by authorized users, no one has permission to copy, scrape, download, retransmit, redistribute, reproduce, republish, duplicate, modify or make public for commercial use this copyright protected content, in any form, without the express written permission of Enverus.



EnergyLink can provide this data in Excel, CDEX, or any other requested format.
Visit <https://www.energylink.com/Features> to find out more information or call EnergyLink Support at 1-888-573-3364.



			Property Values				Owner Share			
Type	Production Date		BTU	Volume	Price	Value	Owner Interest	Distribution Interest	Volume	Value
Property:	89108	DOBBY 43G 7HK, State: TX, County: HOWARD								
GAS (MCF)										
ROYALTY INTEREST	Nov 22		1.2750	38,609.42	4.17	160,892.42	0.00136520	0.00136520	52.71	219.66
PROCESSING	Nov 22					(20,187.62)	0.00136520	0.00136520		(27.57)
TREATING	Nov 22					(7,928.16)	0.00136520	0.00136520		(10.82)
TRANSPORTATION - FUEL	Nov 22					(1,593.24)	0.00136520	0.00136520		(2.17)
GATHERING	Nov 22					(14,676.93)	0.00136520	0.00136520		(20.03)
TRANSPORTATION (EMUS)	Nov 22					(13,208.59)	0.00136520	0.00136520		(18.03)
PROCESSING FUEL	Nov 22					(11,349.27)	0.00136520	0.00136520		(15.50)
ENVIRONMENTAL TAX (GAS)	Nov 22					(32.41)	0.00136520	0.00136520		(0.05)
PRODUCTION TAX	Nov 22					(6,012.61)	0.00136520	0.00136520		(8.21)
ROYALTY INTEREST	Nov 22		1.4420	1,499.22	6.21	9,315.93	0.00136520	0.00136520	2.05	12.72
ROYALTY INTEREST	Nov 22		1.2750	38,558.10	4.17	160,610.33	0.00020991	0.00020991	8.10	33.71
PROCESSING	Nov 22					(20,187.62)	0.00020991	0.00020991		0.00
TREATING	Nov 22					(7,928.16)	0.00020991	0.00020991		0.00
TRANSPORTATION - FUEL	Nov 22					(1,593.24)	0.00020991	0.00020991		0.00
GATHERING	Nov 22					(14,676.93)	0.00020991	0.00020991		0.00
TRANSPORTATION (EMUS)	Nov 22					(13,208.59)	0.00020991	0.00020991		0.00
PROCESSING FUEL	Nov 22					(11,349.27)	0.00020991	0.00020991		0.00
ENVIRONMENTAL TAX (GAS)	Nov 22					(32.38)	0.00020991	0.00020991		(0.01)
PRODUCTION TAX	Nov 22					(5,991.45)	0.00020991	0.00020991		(1.26)

Represented Unit of Measure: Gas = MCFs, Plant Products = BBLs, Oil = BBLs

Generated on Monday, May 1, 2023 3:00 PM

© 2023 Enverus. All rights reserved. Unauthorized use prohibited.

		Production Date	Property Values				Owner Share			
			BTU	Volume	Price	Value	Owner Interest	Distribution Interest	Volume	Value
							Total GAS (MCF)		62.86	162.44
OIL (BBLs)	ROYALTY INTEREST	Nov 22		37,801.49	87.41	3,304,058.66	0.00136520	0.00136520	51.61	4,510.70
	COND/OIL TRANSPORTATION	Nov 22				(38,582.22)	0.00136520	0.00136520		(52.67)
	OIL TRANSPORT FUEL	Nov 22				(6,608.12)	0.00136520	0.00136520		(9.02)
	ENVIRONMENTAL TAX (GAS)	Nov 22				(236.26)	0.00136520	0.00136520		(0.32)
	PRODUCTION TAX	Nov 22				(151,986.70)	0.00136520	0.00136520		(207.50)
	ROYALTY INTEREST	Nov 22		37,801.49	87.41	3,304,058.66	0.00020991	0.00020991	7.93	693.55
	COND/OIL TRANSPORTATION	Nov 22				(38,582.22)	0.00020991	0.00020991		0.00
	OIL TRANSPORT FUEL	Nov 22				(6,608.12)	0.00020991	0.00020991		0.00
	ENVIRONMENTAL TAX (GAS)	Nov 22				(236.26)	0.00020991	0.00020991		(0.05)
	PRODUCTION TAX	Nov 22				(151,986.70)	0.00020991	0.00020991		(31.91)
							Total OIL (BBLs)		59.54	4,902.78
PLANT PRODUCTS (BBLs)	ROYALTY INTEREST	Nov 22		6,862.57	29.82	204,645.53	0.00136520	0.00136520	9.37	279.38
	PROCESSING	Nov 22				(30,696.83)	0.00136520	0.00136520		(41.91)
	PRODUCTION TAX	Nov 22				(11,523.00)	0.00136520	0.00136520		(15.73)
	ROYALTY INTEREST	Nov 22		6,862.57	29.82	204,645.53	0.00020991	0.00020991	1.44	42.96
	PROCESSING	Nov 22				(30,696.83)	0.00020991	0.00020991		0.00
	PRODUCTION TAX	Nov 22				(11,523.00)	0.00020991	0.00020991		(2.42)
							Total PLANT PRODUCTS (BBLs)		10.81	262.28
							Total Property			5,327.50

	Owner Gross Value	Owner Deductions	Owner Taxes	Non Revenue Deductions	Owner Net Value
Check Total			B2		
Year to Date			B2		

BTBRU,3

BTBRU,3



Revenue Statement

Owner

Operator

Check

OVINTIV USA INC
370 17TH ST STE 1700
DENVER, CO 80202-5632
1-866-917-3700
ovintiv@ownerrelationsupport.com

Check Number 2563118
Check Amount
Check Date January 20, 2023
Check Type ACH

Copyright Notice
© 2023 Enverus. All rights reserved. Unauthorized use prohibited.
Data, reports, user interface, software and other content which is accessed by users through EnergyLink constitutes copyright protected content owned by Enverus. Any unauthorized copying, scraping, downloading, retransmission, redistribution, reproduction, republishing or other duplication or modification of copyright protected content is a violation of Canadian and US federal copyright laws and may be subject to legal action. Other than downloading of PDF copies of processed invoices for use in an unmodified format by authorized users, no one has permission to copy, scrape, download, retransmit, redistribute, reproduce, republish, duplicate, modify or make public for commercial use this copyright protected content, in any form, without the express written permission of Enverus.



EnergyLink can provide this data in Excel, CDEX, or any other requested format.
Visit <https://www.energylink.com/Features> to find out more information or call EnergyLink Support at 1-888-573-3364.



		Type	Production Date	Property Values				Owner Share			
				BTU	Volume	Price	Value	Owner Interest	Distribution Interest	Volume	Value
Property:	89109	DOBBY 43G 6HF, State: TX, County: HOWARD									
GAS (MCF)											
	ROYALTY INTEREST	Nov 22	1.2750	12,509.11	4.17	52,127.71	0.00141337	0.00141337	17.68	73.67	
	PROCESSING	Nov 22				(6,540.61)	0.00141337	0.00141337		(9.25)	
	TREATING	Nov 22				(2,568.65)	0.00141337	0.00141337		(3.63)	
	TRANSPORTATION - FUEL	Nov 22				(516.20)	0.00141337	0.00141337		(0.73)	
	GATHERING	Nov 22				(4,755.19)	0.00141337	0.00141337		(6.72)	
	TRANSPORTATION (EMUS)	Nov 22				(4,279.47)	0.00141337	0.00141337		(6.05)	
	PROCESSING FUEL	Nov 22				(3,677.06)	0.00141337	0.00141337		(5.20)	
	ENVIRONMENTAL TAX (GAS)	Nov 22				(10.50)	0.00141337	0.00141337		(0.01)	
	PRODUCTION TAX	Nov 22				(1,948.03)	0.00141337	0.00141337		(2.75)	
	ROYALTY INTEREST	Nov 22	1.4420	485.74	6.21	3,018.25	0.00141337	0.00141337	0.69	4.26	
	ROYALTY INTEREST	Nov 22	1.2750	12,492.48	4.17	52,036.30	0.00021733	0.00021733	2.71	11.30	
	PROCESSING	Nov 22				(6,540.61)	0.00021733	0.00021733		0.00	
	TREATING	Nov 22				(2,568.65)	0.00021733	0.00021733		0.00	
	TRANSPORTATION - FUEL	Nov 22				(516.20)	0.00021733	0.00021733		0.00	
	GATHERING	Nov 22				(4,755.19)	0.00021733	0.00021733		0.00	
	TRANSPORTATION (EMUS)	Nov 22				(4,279.47)	0.00021733	0.00021733		0.00	
	PROCESSING FUEL	Nov 22				(3,677.06)	0.00021733	0.00021733		0.00	
	ENVIRONMENTAL TAX (GAS)	Nov 22				(10.49)	0.00021733	0.00021733		0.00	
	PRODUCTION TAX	Nov 22				(1,941.17)	0.00021733	0.00021733		(0.42)	

Represented Unit of Measure: Gas = MCFs, Plant Products = BBLs, Oil = BBLs

Generated on Monday, May 1, 2023 3:00 PM

© 2023 Enverus. All rights reserved. Unauthorized use prohibited.

		Production Date	Property Values				Owner Share			
			BTU	Volume	Price	Value	Owner Interest	Distribution Interest	Volume	Value
							Total GAS (MCF)		21.08	54.47
OIL (BBLs)	ROYALTY INTEREST	Nov 22		17,673.99	87.41	1,544,804.18	0.00141337	0.00141337	24.98	2,183.38
	COND/OIL TRANSPORTATION	Nov 22				(18,039.02)	0.00141337	0.00141337		(25.50)
	OIL TRANSPORT FUEL	Nov 22				(3,089.61)	0.00141337	0.00141337		(4.37)
	ENVIRONMENTAL TAX (GAS)	Nov 22				(110.46)	0.00141337	0.00141337		(0.16)
	PRODUCTION TAX	Nov 22				(71,060.99)	0.00141337	0.00141337		(100.43)
	ROYALTY INTEREST	Nov 22		17,673.99	87.41	1,544,804.18	0.00021733	0.00021733	3.84	335.74
	COND/OIL TRANSPORTATION	Nov 22				(18,039.02)	0.00021733	0.00021733		0.00
	OIL TRANSPORT FUEL	Nov 22				(3,089.61)	0.00021733	0.00021733		0.00
	ENVIRONMENTAL TAX (GAS)	Nov 22				(110.46)	0.00021733	0.00021733		(0.02)
	PRODUCTION TAX	Nov 22				(71,060.99)	0.00021733	0.00021733		(15.44)
							Total OIL (BBLs)		28.82	2,373.20
PLANT PRODUCTS (BBLs)	ROYALTY INTEREST	Nov 22		2,223.41	29.82	66,303.31	0.00141337	0.00141337	3.14	93.71
	PROCESSING	Nov 22				(9,945.50)	0.00141337	0.00141337		(14.06)
	PRODUCTION TAX	Nov 22				(3,733.35)	0.00141337	0.00141337		(5.28)
	ROYALTY INTEREST	Nov 22		2,223.41	29.82	66,303.31	0.00021733	0.00021733	0.48	14.41
	PROCESSING	Nov 22				(9,945.50)	0.00021733	0.00021733		0.00
	PRODUCTION TAX	Nov 22				(3,733.35)	0.00021733	0.00021733		(0.81)
							Total PLANT PRODUCTS (BBLs)		3.62	87.97
							Total Property			2,515.64

	Owner Gross Value	Owner Deductions	Owner Taxes	Non Revenue Deductions	Owner Net Value
Check Total			B2		
Year to Date			B2		

BTBRU,3

BTBRU,3



Production





NEWTON 43A

Lease #: 421051632

Lease and Production Information

State	County	Operator				
TX	Howard	OVINTIV USA INC.				
Location		Meridan	Quarter Call	Formation	Horizontal	Production Months
API: 42-227-39262 { Sec: 43 · Blk: 32 T2N · Survey: T&P RR CO · Abstract: 284 } API: 42-227-39266 { Sec: 43 · Blk: 32 T2N · Survey: T&P RR CO · Abstract: 284 }		42		SPRABERRY (TREND AREA)	Yes	54
		Oil	Gas			
First Prod Date	2018-09-01		2018-09-01			
Last Sale	2023-02-01		2023-02-01			
Daily Rate	113.74		728.58			
MoM Change	275		8836			
YoY Change	-38466		-92010			
Cumulative	314974		841113			

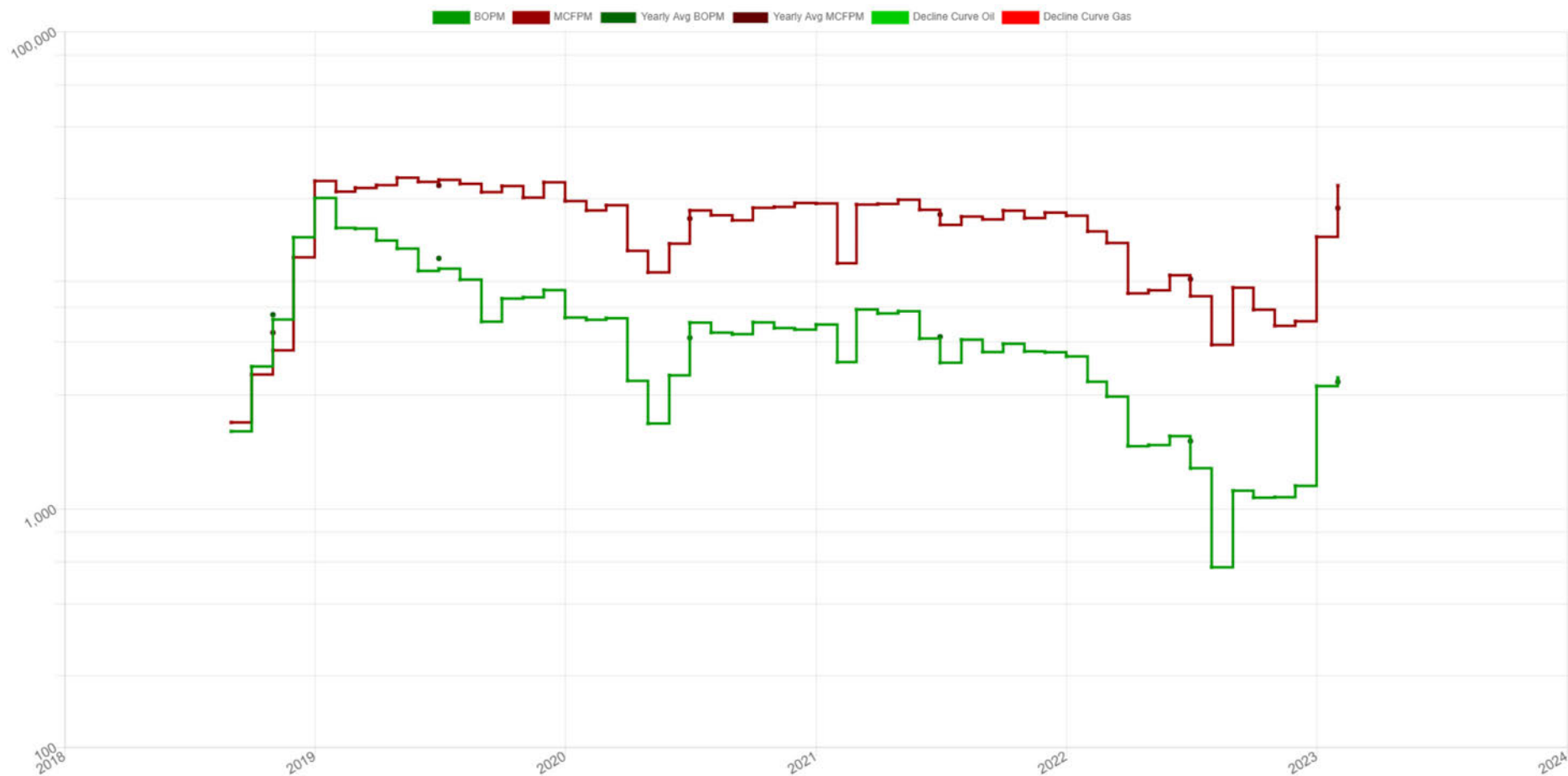
Production Snapshot

Month	BOPM	MCFPM
03-2022	2940	12968
04-2022	1831	7964
05-2022	1849	8215
06-2022	2016	9484
07-2022	1478	7755
08-2022	568	4846
09-2022	1190	8424
10-2022	1113	6802
11-2022	1118	5817
12-2022	1246	6083
01-2023	3251	13750
02-2023	3526	22586
Average	1844	9558

Annual Averages

Year	Avg BOPM	Avg MCFPM
2019	11175	22607
2020	5186	16413
2021	5239	17082
2022	1923	9145
2023	3389	18168

NEWTON 43A - Production Plot



NEWTON 43A

Associated Wells

Total Well Count: 2

Well Name	API	Operator			Type	Status	
NEWTON 43A 1HE	4222739262	OVINTIV USA INC.			OIL	PRODUCING	
Location		Spot	Foot-NS	Foot-EW	Foot-ref	Zone	
Sec: 43 · Blk: 32 T2N · Survey: T&P RR CO · Abstract: 284		418	673		N W	SPRABERRY (TREND AREA)	
Spud	Completion	First Production					
2018-09-06							
Elevation	MD	TV-TD	Cmpl-Top	Cmpl-Btm	PBTD	Drill-Dir	Lateral
2672		7175					
Prod Csg	csg 1: 13 3/8" @ 460' w/ 460 sx cmt toc @ 0 csg 2: 9 5/8" @ 6639' w/ 580 sx cmt toc @ 1453 csg 3: 9 5/8" @ 6639' w/ 520 sx cmt multi stage @ 6602' toc @ 0 csg 4: 5 1/2" @ 15178' w/ 1485 sx cmt toc @ 6639 tbq 1: 2 7/8" @ 6614'						

Well Name	API	Operator				Type	Status
NEWTON 43A 2HK	4222739266	OVINTIV USA INC.				OIL	SHUT IN
Location	Spot	Foot-NS	Foot-EW	Foot-ref	Zone		
Sec: 43 · Blk: 32 T2N · Survey: T&P RR CO · Abstract: 284		418	723	N W	SPRABERRY (TREND AREA)		
Spud	Completion	First Production					
2018-09-06							
Elevation	MD	TV-TD	Cmpl-Top	Cmpl-Btm	PBTD	Drill-Dir	Lateral
2672		7704					
Prod Csg	csg 1: 13 3/8" @ 460' w/ 460 sx cmt toc @ 0 csg 2: 9 5/8" @ 6630' w/ 665 sx cmt toc @ 3633 csg 3: 9 5/8" @ 6630' w/ 520 sx cmt multi stage @ 3633' toc @ 0 csg 4: 5 1/2" @ 15721' w/ 1515 sx cmt toc @ 1600 tbq 1: 2 7/8" @ 7098'						



NEWTON 43B

Lease #: 421051633

Lease and Production Information

State	County	Operator				
TX	Howard	OVINTIV USA INC.				
Location		Meridan	Quarter Call	Formation	Horizontal	Production Months
API: 42-227-39267 { Sec: 43 · Blk: 32 T2N · Survey: T&P RR CO · Abstract: 284 }		42		SPRABERRY (TREND AREA)	Yes	54
API: 42-227-39269 { Sec: 43 · Blk: 32 T2N · Survey: T&P RR CO · Abstract: 284 }						
API: 42-227-39271 { Sec: 43 · Blk: 32 T2N · Survey: T&P RR CO · Abstract: 284 }						
		Oil		Gas		
First Prod Date		2018-09-01		2018-09-01		
Last Sale		2023-02-01		2023-02-01		
Daily Rate		52.61		203.03		
MoM Change		444		909		
YoY Change		-6166		-40825		
Cumulative		417434		790582		

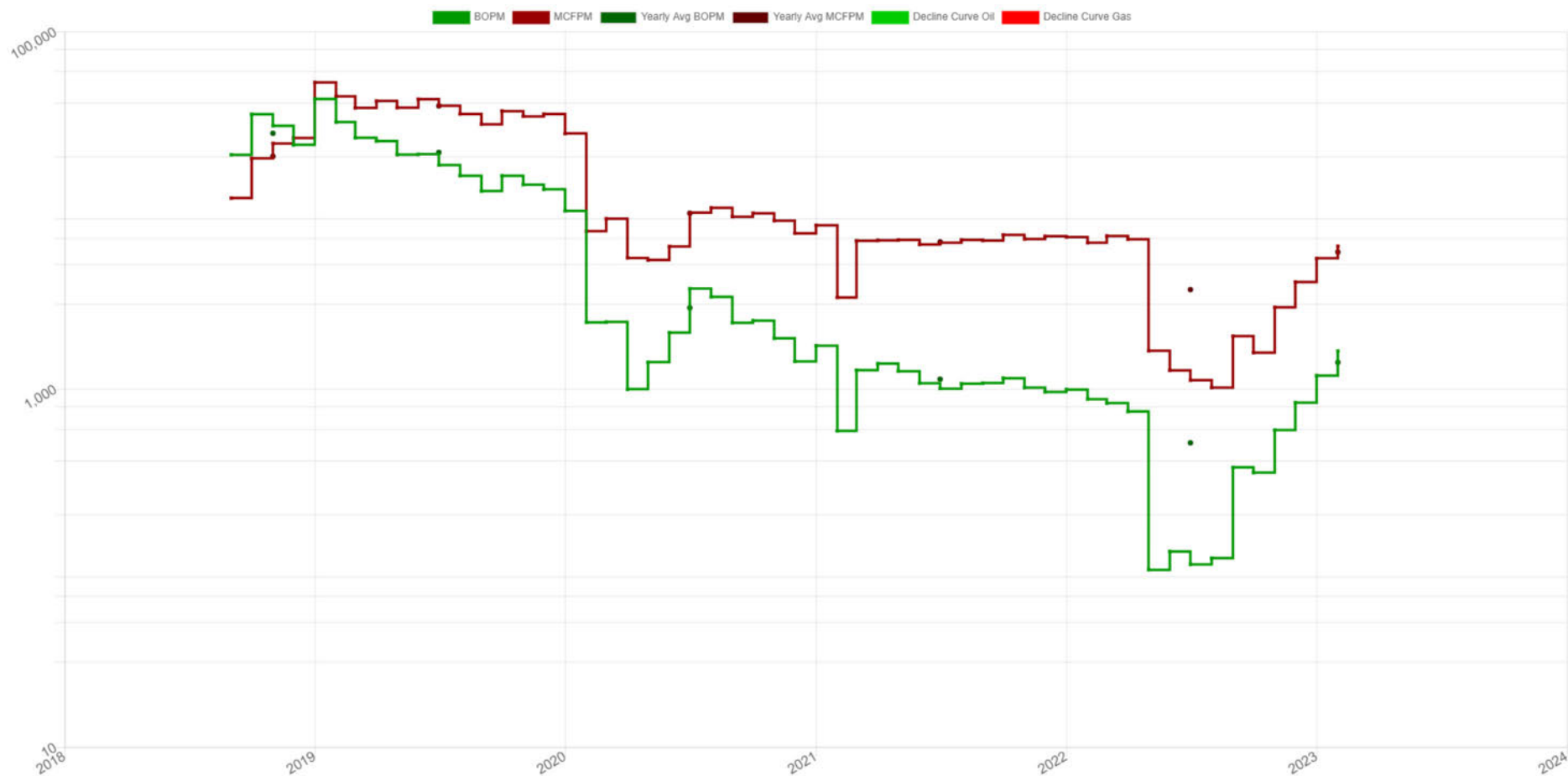
Production Snapshot

Month	BOPM	MCFPM
03-2022	834	7180
04-2022	754	6891
05-2022	98	1637
06-2022	124	1271
07-2022	105	1120
08-2022	114	1019
09-2022	367	1978
10-2022	343	1596
11-2022	594	2862
12-2022	838	3967
01-2023	1187	5385
02-2023	1631	6294
Average	582	3433

Annual Averages

Year	Avg BOPM	Avg MCFPM
2019	21076	38351
2020	2847	9621
2021	1135	6653
2022	503	3599
2023	1409	5840

NEWTON 43B - Production Plot



NEWTON 43B

Associated Wells

Total Well Count: 3

Well Name	API	Operator			Type	Status	
NEWTON 43B 3HJ	4222739267	OVINTIV USA INC.			OIL	PRODUCING	
Location		Spot	Foot-NS	Foot-EW	Foot-ref	Zone	
Sec: 43 · Blk: 32 T2N · Survey: T&P RR CO · Abstract: 284			418	773	N W	SPRABERRY (TREND AREA)	
Spud	Completion		First Production				
2018-09-06							
Elevation	MD	TV-TD	Cmpl-Top	Cmpl-Btm	PBTD	Drill-Dir	Lateral
2672		7581					
Prod Csg	csg 1: 13 3/8" @ 460' w/ 460 sx cmt toc @ 0 csg 2: 9 5/8" @ 7013' w/ 710 sx cmt toc @ 2640 csg 3: 9 5/8" @ 7013' w/ 520 sx cmt multi stage @ 3593' toc @ 450 csg 4: 5 1/2" @ 15637' w/ 1565 sx cmt toc @ 525 tbq 1: 2 7/8" @ 6944'						

Well Name	API	Operator				Type	Status
NEWTON 43B 4HE	4222739269	OVINTIV USA INC.				OIL	Active
Location	Spot	Foot-NS	Foot-EW	Foot-ref	Zone		
Sec: 43 · Blk: 32 T2N · Survey: T&P RR CO · Abstract: 284		418	1409	N W	SPRABERRY (TREND AREA)		
Spud	Completion	First Production					
2018-09-03							
Elevation	MD	TV-TD	Cmpl-Top	Cmpl-Btm	PBTD	Drill-Dir	Lateral
2673							
Prod Csg	csg 1: 13 3/8" @ 460' w/ 460 sx cmt toc @ 0 csg 2: 9 5/8" @ 6650' w/ 1125 sx cmt toc @ 0 csg 3: 5 1/2" @ 15328' w/ 1485 sx cmt toc @ 0 tbg 1: 2 7/8" @ 6894'						

Well Name	API	Operator				Type	Status
NEWTON 43B 5HK	4222739271	OVINTIV USA INC.				OIL	Active
Location	Spot	Foot-NS	Foot-EW	Foot-ref	Zone		
Sec: 43 · Blk: 32 T2N · Survey: T&P RR CO · Abstract: 284		418	1459	N W	SPRABERRY (TREND AREA)		
Spud	Completion	First Production					
2018-09-03							
Elevation	MD	TV-TD	Cmpl-Top	Cmpl-Btm	PBTD	Drill-Dir	Lateral
2673							
Prod Csg	csg 1: 13 3/8" @ 460' w/ 460 sx cmt toc @ 0 csg 2: 9 5/8" @ 7110' w/ 655 sx cmt toc @ 3599 csg 3: 9 5/8" @ 7110' w/ 525 sx cmt multi stage @ 3601' toc @ 0 csg 4: 5 1/2" @ 15822' w/ 1535 sx cmt toc @ 3100 tbg 1: 2 7/8" @ 7079'						



NEWTON 43BK

Lease #: 421053557

Lease and Production Information

State	County	Operator				
TX	Howard	OVINTIV USA INC.				
Location		Meridan	Quarter Call	Formation	Horizontal	Production Months
API: 42-227-39269 { Sec: 43 · Blk: 32 T2N · Survey: T&P RR CO · Abstract: 284 } API: 42-227-39271 { Sec: 43 · Blk: 32 T2N · Survey: T&P RR CO · Abstract: 284 }		42		SPRABERRY (TREND AREA)	Yes	37
		Oil	Gas			
First Prod Date		2020-02-01	2020-02-01			
Last Sale		2023-02-01	2023-02-01			
Daily Rate		46.19	107			
MoM Change		-740	-3171			
YoY Change		-33683	-57537			
Cumulative		160493	460320			

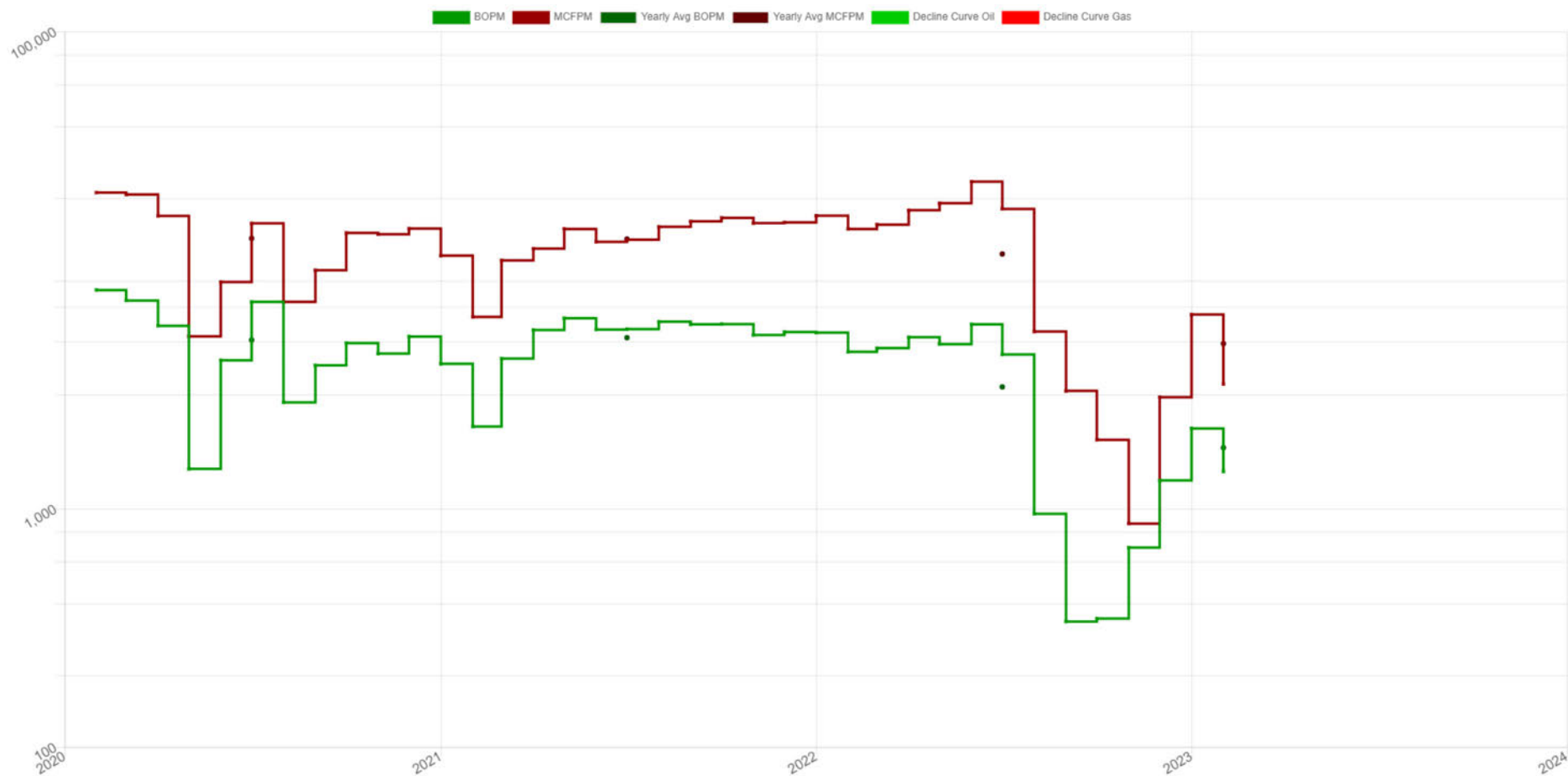
Production Snapshot

Month	BOPM	MCFPM
03-2022	4692	15482
04-2022	5211	17784
05-2022	4879	19047
06-2022	5911	23440
07-2022	4420	18034
08-2022	952	5514
09-2022	336	3103
10-2022	346	1944
11-2022	687	866
12-2022	1314	2924
01-2023	2172	6488
02-2023	1432	3317
Average	2696	9829

Annual Averages

Year	Avg BOPM	Avg MCFPM
2020	5078	13552
2021	5192	13464
2022	3227	11656
2023	1802	4903

NEWTON 43BK - Production Plot





NEWTON 43BK

Associated Wells

Total Well Count: 2

Well Name		API		Operator		Type	Status
NEWTON 43BK 4HE		4222739269		OVINTIV USA INC.		OIL	PRODUCING
Location		Spot		Foot-NS	Foot-EW	Foot-ref	Zone
Sec: 43 · Blk: 32 T2N · Survey: T&P RR CO · Abstract: 284		418		1409	N W	SPRABERRY (TREND AREA)	
Spud	Completion		First Production				
	2018-09-03						
Elevation	MD	TV-TD	Cmpl-Top	Cmpl-Btm	PBTD	Drill-Dir	Lateral
2673		7537					
Prod Csg	csg 1: 13 3/8" @ 460' w/ 460 sx cmt toc @ 0 csg 2: 9 5/8" @ 6650' w/ 1125 sx cmt toc @ 0 csg 3: 5 1/2" @ 15328' w/ 1485 sx cmt toc @ 0 tbg 1: 2 7/8" @ 6894'						

Well Name		API		Operator		Type	Status
NEWTON 43BK 5HK		4222739271		OVINTIV USA INC.		OIL	SHUT IN
Location		Spot		Foot-NS	Foot-EW	Foot-ref	Zone
Sec: 43 · Blk: 32 T2N · Survey: T&P RR CO · Abstract: 284		418		1459	N W	SPRABERRY (TREND AREA)	
Spud	Completion		First Production				
	2018-09-03						
Elevation	MD	TV-TD	Cmpl-Top	Cmpl-Btm	PBTD	Drill-Dir	Lateral
2673		7693					
Prod Csg	csg 1: 13 3/8" @ 460' w/ 460 sx cmt toc @ 0 csg 2: 9 5/8" @ 7110' w/ 655 sx cmt toc @ 3599 csg 3: 9 5/8" @ 7110' w/ 525 sx cmt multi stage @ 3601' toc @ 0 csg 4: 5 1/2" @ 15822' w/ 1535 sx cmt toc @ 3100 tbg 1: 2 7/8" @ 7079'						



NEWTON 43C

Lease #: 421051634

Lease and Production Information

State	County	Operator				
TX	Howard	OVINTIV USA INC.				
Location		Meridan	Quarter Call	Formation	Horizontal	Production Months
API: 42-227-39274 { Sec: 43 · Blk: 32 T2N · Survey: T&P RR CO · Abstract: 284 }		42		SPRABERRY (TREND AREA)	Yes	54
		Oil		Gas		
First Prod Date		2018-09-01		2018-09-01		
Last Sale		2023-02-01		2023-02-01		
Daily Rate		35.9		31.16		
MoM Change		-121		-217		
YoY Change		-15780		-35842		
Cumulative		314367		374847		

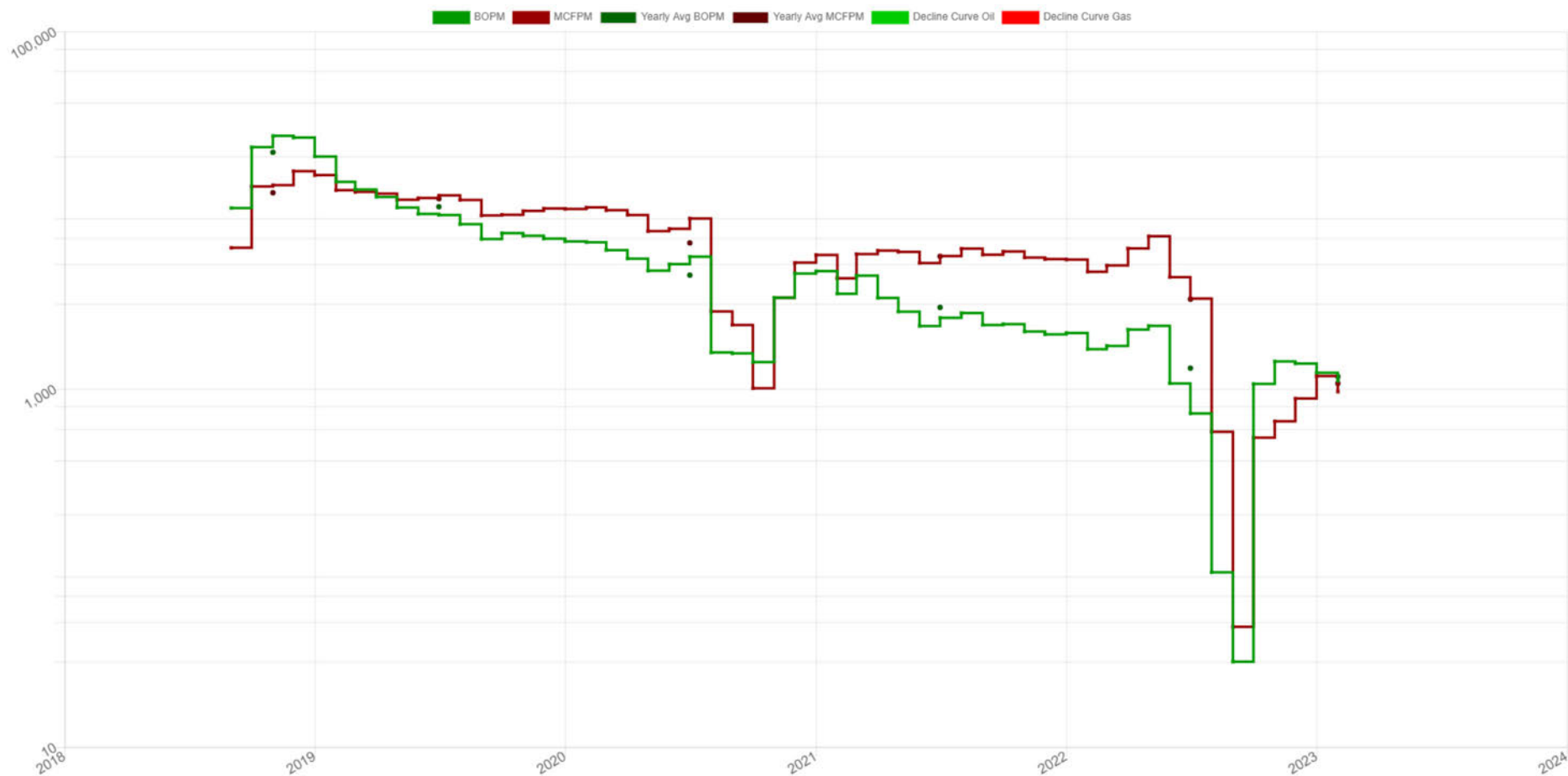
Production Snapshot

Month	BOPM	MCFPM
03-2022	1743	4909
04-2022	2151	6121
05-2022	2253	7164
06-2022	1075	4224
07-2022	734	3207
08-2022	95	581
09-2022	30	47
10-2022	1069	538
11-2022	1427	664
12-2022	1388	885
01-2023	1234	1183
02-2023	1113	966
Average	1193	2541

Annual Averages

Year	Avg BOPM	Avg MCFPM
2019	10463	11609
2020	4335	6567
2021	2861	5526
2022	1308	3180
2023	1174	1075

NEWTON 43C - Production Plot



NEWTON 43C

Associated Wells

Total Well Count: 1

Well Name	API	Operator	Type	Status			
NEWTON 43C 6HJ	4222739274	OVINTIV USA INC.	OIL	PRODUCING			
Location	Spot	Foot-NS	Foot-EW	Foot-ref	Zone		
Sec: 43 · Blk: 32 T2N · Survey: T&P RR CO · Abstract: 284		418	1509	N W	SPRABERRY (TREND AREA)		
Spud	Completion	First Production					
2018-09-03							
Elevation	MD	TV-TD	Cmpl-Top	Cmpl-Btm	PBTD	Drill-Dir	Lateral
2673		7537					
Prod Csg	csg 1: 9 5/8" @ 6970' w/ 630 sx cmt toc @ 3374 csg 2: 9 5/8" @ 6970' w/ 525 sx cmt multi stage @ 3606' toc @ 378 csg 3: 5 1/2" @ 15706' w/ 1615 sx cmt toc @ 1265 csg 4: 13 3/8" @ 460' w/ 460 sx cmt toc @ 0 tbg 1: 2 7/8" @ 7053'						



RYAN 6

Lease #: 421043384

Lease and Production Information

State	County	Operator		
TX	Howard	OVINTIV USA INC.		
Location	Meridan	Quarter Call Formation	Horizontal	Production Months
API: 42-227-36894 { Sec: 6 · Blk: 32 T1N · Survey: T&P RR CO / PRICE, H · Abstract: 1322 } 42		SPRABERRY (TREND AREA)	No	129
Oil		Gas		
First Prod Date	2012-06-01		2012-06-01	
Last Sale	2023-02-01		2023-02-01	
Daily Rate	0.06		2.84	
MoM Change	-93		-199	
YoY Change	-748		-4482	
Cumulative	26983		125959	

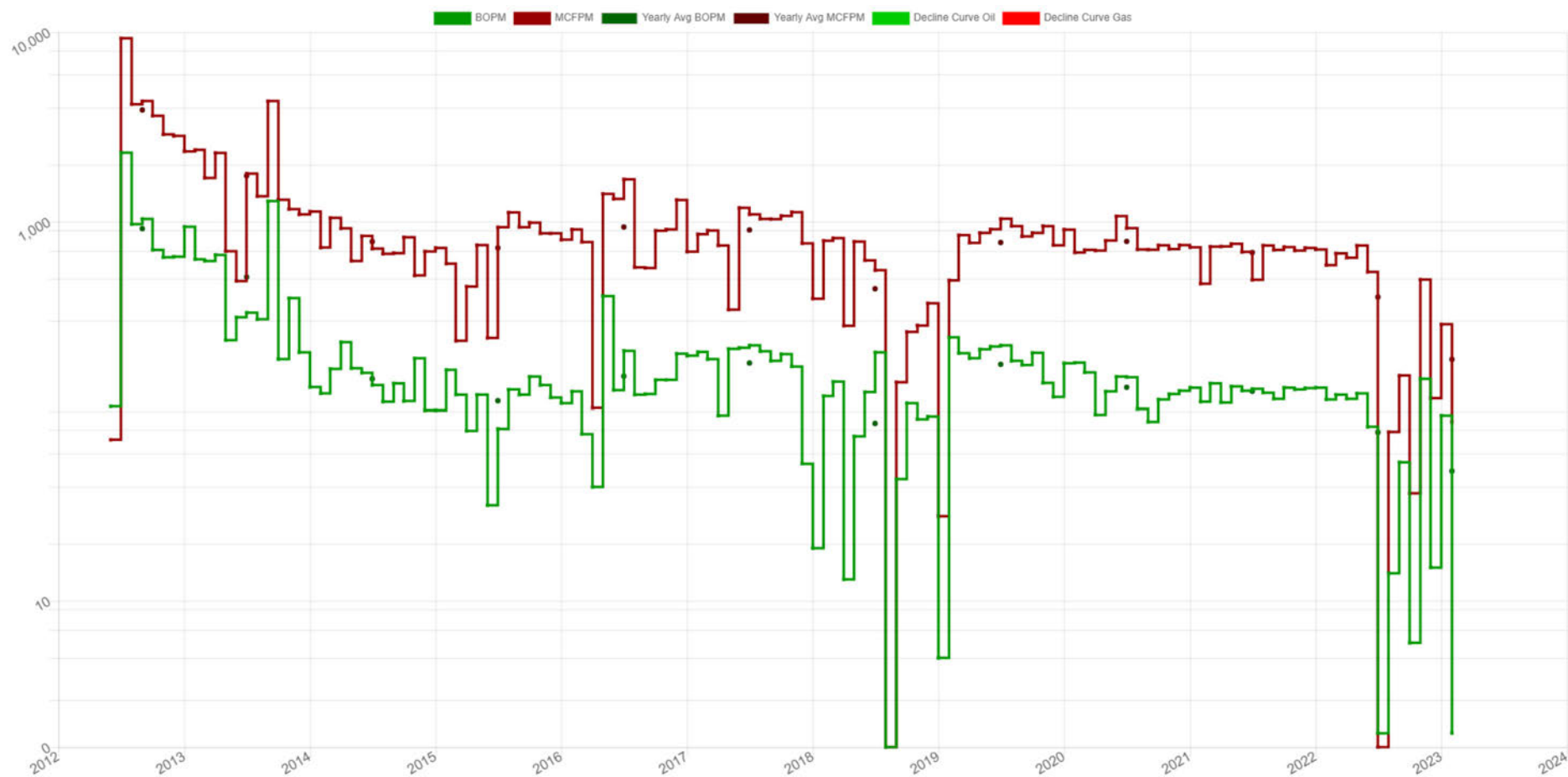
Production Snapshot

Month	BOPM	MCFCPM
03-2022	122	680
04-2022	116	645
05-2022	124	748
06-2022	83	543
07-2022	2	
08-2022	14	78
09-2022	54	154
10-2022	6	37
11-2022	148	495
12-2022	15	117
01-2023	95	287
02-2023	2	88
Average	65	352

Annual Averages

Year	Avg BOPM	Avg MCFCPM
2019	176	776
2020	134	787
2021	127	688
2022	78	400
2023	49	188

RYAN 6 - Production Plot



Well Name		API		Operator		Type	Status	
RYAN 6 1		4222736894		OVINTIV USA INC.		OIL	PRODUCING	
Location				Spot	Foot-NS	Foot-EW	Foot-ref	Zone
Sec: 6 · Blk: 32 T1N · Survey: T&P RR CO / PRICE, H · Abstract: 1322				467	2330	NORTH EAST		SPRABERRY (TREND AREA)
Spud		Completion		First Production				
2012-05-23		2012-07-05						
Elevation	MD	TV-TD	Cmpl-Top	Cmpl-Btm	PBTD	Drill-Dir	Lateral	
2653		9875						
Prod Csg		csg 1: 13 3/8" 48.0# 800.0# @ 315' w/ 350 sx cmt toc @ 0 csg 2: 8 5/8" 32.0# 200.0# @ 3991' w/ 600 sx cmt toc @ 35 csg 3: 5 1/2" 17.0# 700.0# @ 9875' w/ 1150 sx cmt toc @ 4200 tbg 1: 2 7/8" @ 9681'						



Well Search: Report

 Search Criteria - **States:** TX **Counties:** Howard **Well:** dobbly

Well / API #	Type	Status	Formation	Lease#	Location	Spot	Intent Expires	Spud	Completion	Elev	TV-TD	MD	Horiz
County: Howard													
<u>Operator:</u>													
DOBBY 43X 8HJ / 4222741594	O&G	Active			Sec: 43 · Blk: 32 T2N · Survey: T&P RR CO · Abstract: 284		02-2024	03-2022					Yes
DOBBY 43G 7HK / 4222741593	O&G	Active			Sec: 43 · Blk: 32 T2N · Survey: T&P RR CO · Abstract: 284		02-2024	03-2022					Yes
DOBBY 43G 6HF / 4222741592	O&G	Active			Sec: 43 · Blk: 32 T2N · Survey: T&P RR CO · Abstract: 284		02-2024	03-2022					Yes
DOBBY 43F 5HJ / 4222741588	O&G	Active			Sec: 43 · Blk: 32 T2N · Survey: T&P RR CO · Abstract: 284		02-2024	03-2022					Yes
DOBBY 43F 3HK / 4222741585	Permit	Active			Sec: 43 · Blk: 32 T2N · Survey: T&P RR CO · Abstract: 284		02-2024						Yes
DOBBY 43E 2HJ / 4222741584	Permit	Active			Sec: 43 · Blk: 32 T2N · Survey: T&P RR CO · Abstract: 284		02-2024						Yes
DOBBY 43D 1HF / 4222741583	Permit	Active			Sec: 43 · Blk: 32 T2N · Survey: T&P RR CO · Abstract: 284		02-2024						Yes

null - Well Count 7

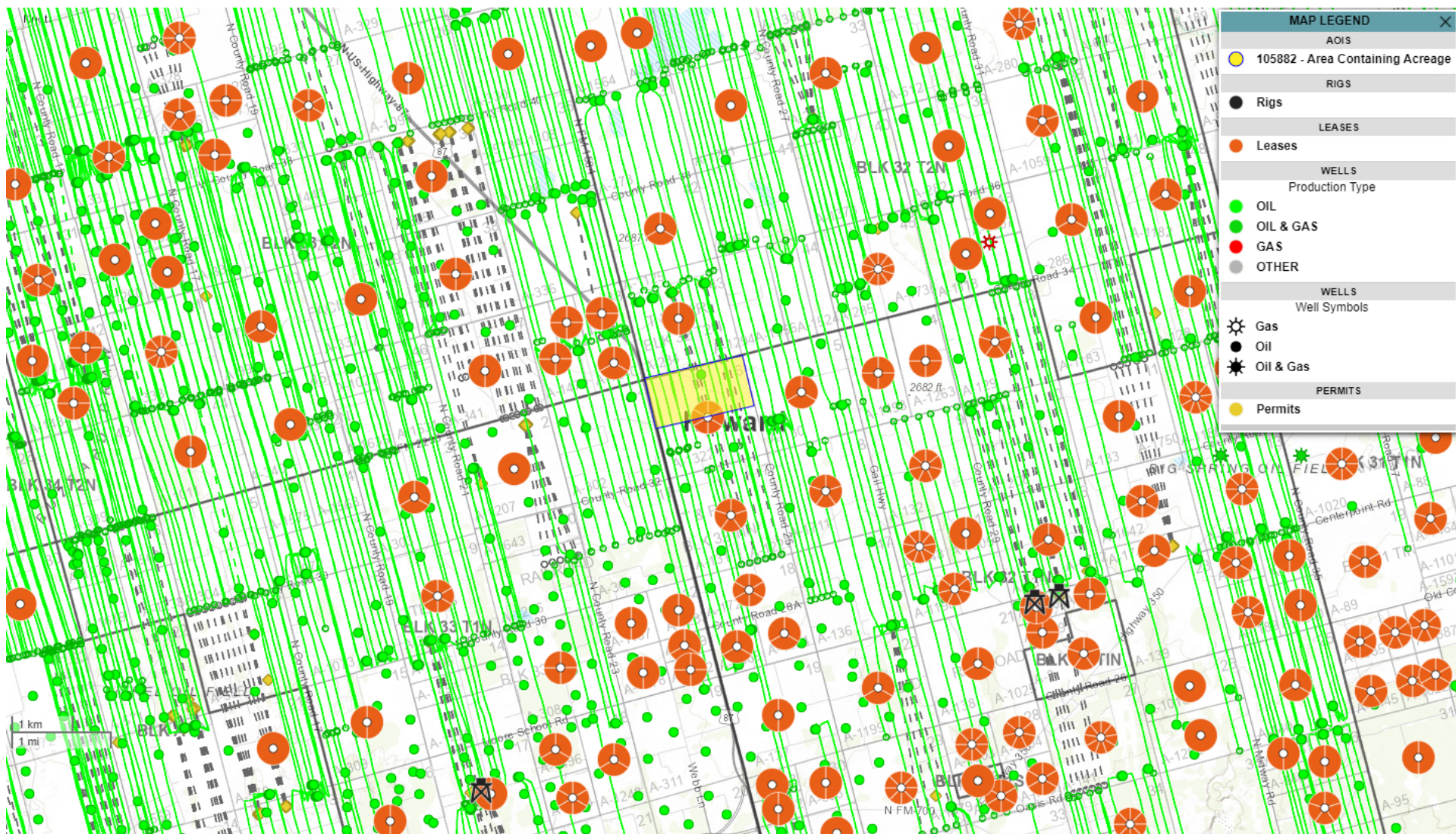
Howard County - Well Count 7

Total Well Count: 7



Maps







Conveyance Document

Please note the following draft deed/assignment has been prepared by the seller in advance of sale. The successful buyer agrees to accept title to the lots pursuant to said deeds or assignments. Seller shall not be obligated or required to modify or change said deeds or assignments unless a correction is required to properly convey the interests being sold.

NOTICE OF CONFIDENTIALITY RIGHTS: IF YOU ARE A NATURAL PERSON, YOU MAY REMOVE OR STRIKE ANY OR ALL OF THE FOLLOWING INFORMATION FROM ANY INSTRUMENT THAT TRANSFERS AN INTEREST IN REAL PROPERTY BEFORE IT IS FILED FOR RECORD IN THE PUBLIC RECORDS: YOUR SOCIAL SECURITY NUMBER OR YOUR DRIVER'S LICENSE NUMBER.

MINERAL AND ROYALTY DEED

STATE OF TEXAS

§

§

KNOWN ALL MEN BY THESE PRESENTS:

COUNTY OF HOWARD

§

[REDACTED], whose address is [REDACTED] (“Grantor”), for One Hundred Dollars (\$100.00) and other good and valuable consideration, the receipt and sufficiency of which are hereby acknowledged, hereby GRANTS, SELLS, CONVEYS, and ASSIGNS unto

(“Grantee”), **one-sixth (1/6)** of Grantor’s right, title, and interest in and to the oil, gas, and mineral interests, royalty interests and other interests in and to those certain lands (“Lands”) described below and located in Howard County, Texas:

Tract 1: South Half of the North Half (S/2 N/2) of Section 6, A-1322, Certificate 2/87, Block 32, T-1-N, T&P RR. Co. Survey, Howard County, Texas, containing 162.35 acres, more or less;

Tract 2: The North Half of the North Half (N/2 N/2) of Section 6, Block 32, T-1-N, T&P RR. Co. Survey, Howard County, Texas, containing 160.72 acres, more or less;

Grantor further excepts from this conveyance and reserves unto Grantor all of Grantor’s right, title, and interest in and to any after-acquired title, remainderman and reversionary interests.

This sale is made subject to all prior conveyances of mineral, royalty or wellbore interests of record, if any, and further subject to any rights now existing to any lessee or assigns under any valid and subsisting oil, gas, and mineral lease(s) of record heretofore executed; it being understood and agreed that said Grantee shall have, receive, and enjoy the herein-granted undivided interests in and to all royalties and other benefits which may accrue under the terms of said lease(s) insofar as the lease(s) covers the above-described interests from and after the Effective Date hereof.

Grantor agrees to execute such further assurances as may be necessary or requisite for the full and complete enjoyment of the rights herein granted. Grantor and Grantee agree to execute any Acts of Correction that may be necessary in the event the interests intended to be conveyed are not properly described.

Lot #

TO HAVE AND TO HOLD the above-described interests and all other rights herein granted, all and singular, the rights and appurtenances thereto belonging or appertaining. The terms, covenants and conditions contained in this Mineral and Royalty Deed shall be binding upon the inure to the benefit of the parties and their respective heirs, successors and assigns.

The interests conveyed herein are conveyed without warranty, express or implied, and all covenants that may arise under common law or the statutory implied covenants contained in Section 5.023 of the Texas Property Code are hereby disclaimed.

EXECUTED on the acknowledgment date below, but **EFFECTIVE** as of **July 1, 2023** (the “Effective Date”) and therefore Grantee is entitled to the interests conveyed hereby on and after the Effective Date, but not before. Notwithstanding the above, all ad valorem taxes and other property taxes attributable to the interests conveyed herein for the 2023 calendar year shall be the sole responsibility of Grantee. Grantee represents to Grantor that Grantee has taken into account the liability for such ad valorem taxes and property taxes in determining the consideration paid herein.

Grantor:

[REDACTED]

DIRECT ACKNOWLEDGEMENT

STATE OF NEW MEXICO
COUNTY OF SANTA FE

This instrument was acknowledged before me on this the ____ of _____, 2023, by [REDACTED].

IN WITNESS HEREOF, I have hereunto set my hand and official seal on the day and year first above written.

SEAL

Signature of Notary

Name of Notary