

# MID-CONTINENT ENERGY EXCHANGE

## Oil & Gas Asset Auctions



Data Packet

## **Big El Unit**

Mineral/Royalty Interest & NPRI in  
Howard County, TX

***In this Document:***

[Lot Summary](#)  
[Income and Expenses](#)  
[Production](#)  
[Outgoing Conveyance](#)



# Summary

## Lot Summary

**Lease Name:** Big El Unit

**County/State:** Howard, TX

**Asset Type:** MI/RI & NPRI

**Legal Description:** SL: Sec 45, Blk 32, T-3-N, T&P RR Co. Survey, A-297;  
BH: Sec 4, Blk 32 T-3-N, T&P RR Co. Survey, A-1064

**API:** See below

**Decimal Interest:** See below

**Net Monthly Income:** \$370.35

**Operator:** Vital Energy, Inc.

Property/Well Name	Well Number	API Number	Interest Type	Owner Interest	Conveyed 1/5th
BIG EL 45-04 D	4SS	42-227-41665	NPRI	0.00025052	0.00005010
BIG EL 45-04 D	4MS	42-227-41664	NPRI	0.00025209	0.00005042
BIG EL 45-04 D	4SA	42-227-41663	NPRI	0.00025125	0.00005025
BIG EL 45-04 C	3SS	42-227-41662	NPRI	0.0002495	0.00004990
BIG EL 45-04 C	3SA	42-227-41661	NPRI	0.00024953	0.00004991
BIG EL 45-04 B	2MS	42-227-41658	NPRI	0.00025052	0.00005010
BIG EL 45-04	1SH	42-227-39187	Mineral	0.000271	0.00005420
BIG EL 45-04	1AH	42-227-38869	Mineral	0.000271	0.00005420

Disclaimer: Bidders must conduct their own due diligence prior to bidding at the auction. Bidders shall rely upon their own evaluations of the properties and not upon any representation either oral or written provided here. This is a summary of information provided by the seller to Mid-Continent Energy Exchange.



# ***Income and Expenses***

## ***Summary***

7 months income info

Net Income: \$2,592.43

Per Month: \$370.35

Monthly Revenue		
Month	Owner Net Rev	Conveyed 1/5th
May-23	2548.26	509.65
Jun-23	2324.59	464.92
Jul-23	2024.61	404.92
Aug-23	1515.66	303.13
Sep-23	1561.43	312.29
Oct-23	1540.4	308.08
Nov-23	1447.19	289.44
Monthly Average	\$ 1,851.73	\$ 370.35

# Revenue Statement

**Owner****Operator**

VITAL ENERGY, INC.  
(FORMERLY LAREDO PETROLEUM)  
521 E 2ND ST STE 1000  
TULSA, OK 74120-1852  
(918) 513-4570

**Check**

Check Number 864460  
Check Amount  
Check Date November 30, 2023

**Copyright Notice**

© 2023 Enverus. All rights reserved. Unauthorized use prohibited.

*Data, reports, user interface, software and other content which is accessed by users through EnergyLink constitutes copyright protected content owned by Enverus. Any unauthorized copying, scraping, downloading, retransmission, redistribution, reproduction, republishing or other duplication or modification of copyright protected content is a violation of Canadian and US federal copyright laws and may be subject to legal action. Other than downloading of PDF copies of processed invoices for use in an unmodified format by authorized users, no one has permission to copy, scrape, download, retransmit, redistribute, reproduce, republish, duplicate, modify or make public for commercial use this copyright protected content, in any form, without the express written permission of Enverus.*



EnergyLink can provide this data in Excel, CDEX, or any other requested format.  
Visit <https://app.energylink.com/Features> to find out more information or call EnergyLink Support at 1-888-573-3364.



Type	Production Date	Property Values				Owner Share			
		BTU	Volume	Price	Value	Owner Interest	Distribution Interest	Volume	Value
Property: 15862		BIG EL 45-04 1AH, State: TX, County: HOWARD							
OIL SALES									
ROYALTY INTEREST	Sep 23		1,179.65	91.09	107,457.51	0.00211880	0.00211880	2.50	227.68
Net Price: 91.0927									
SEVERANCE TAX	Sep 23				(4,950.42)	0.00211880	0.00211901		(10.49)
ROYALTY INTEREST	Sep 23		1,179.65	91.05	107,457.51	0.00004923	0.00004923	0.06	5.29
Net Price: 91.0927									
SEVERANCE TAX	Sep 23				(4,950.42)	0.00004923	0.00004848		(0.24)
						Total OIL SALES		2.56	222.24
PLANT PRODUCTS									
ROYALTY INTEREST	Sep 23		3,123.39	0.65	2,065.50	0.00004923	0.00004923	0.15	0.10
Net Price: 0.5273									
OTHER DEDUCTS	Sep 23				(418.69)	0.00004923	0.00004923		(0.02)
SEVERANCE TAX	Sep 23				(114.49)	0.00004923	0.00008734		(0.01)
ROYALTY INTEREST	Sep 23		3,123.39	0.66	2,065.50	0.00211880	0.00211880	6.62	4.38
Net Price: 0.4888									
MARKETING	Sep 23				4.87	0.00211880	0.00205339		0.01
OTHER DEDUCTS	Sep 23				(538.83)	0.00211880	0.00211880		(1.15)
SEVERANCE TAX	Sep 23				(114.49)	0.00211880	0.00209625		(0.24)
						Total PLANT PRODUCTS		6.77	3.07
RESIDUE									

Represented Unit of Measure: Gas = MCFs, Plant Products = GALs, Oil = BBLs

Generated on Monday, December 4, 2023 12:14 PM

© 2023 Enverus. All rights reserved. Unauthorized use prohibited.

Type	Production Date	Property Values				Owner Share			
		BTU	Volume	Price	Value	Owner Interest	Distribution Interest	Volume	Value
ROYALTY INTEREST	Sep 23	0.9598	354.08	1.72	584.89	0.00004923	0.00004923	0.02	0.03
Net Price: 1.3170									
OTHER DEDUCTS	Sep 23				(118.56)	0.00004923	0.00004923		(0.01)
ROYALTY INTEREST	Sep 23	0.9604	354.08	1.65	584.89	0.00211880	0.00211880	0.75	1.24
Net Price: 1.2210									
OTHER DEDUCTS	Sep 23				(152.57)	0.00211880	0.00211880		(0.32)
SEVERANCE TAX	Sep 23				(32.43)	0.00211880	0.00215850		(0.07)
Total RESIDUE								0.77	0.87
Total Property									226.18

# Revenue Statement

## Owner

## Operator

VITAL ENERGY, INC.  
(FORMERLY LAREDO PETROLEUM)  
521 E 2ND ST STE 1000  
TULSA, OK 74120-1852  
(918) 513-4570

## Check

Check Number 864460  
Check Amount  
Check Date November 30, 2023

### Copyright Notice

© 2023 Enverus. All rights reserved. Unauthorized use prohibited.

**Data, reports, user interface, software and other content which is accessed by users through EnergyLink constitutes copyright protected content owned by Enverus. Any unauthorized copying, scraping, downloading, retransmission, redistribution, reproduction, republishing or other duplication or modification of copyright protected content is a violation of Canadian and US federal copyright laws and may be subject to legal action. Other than downloading of PDF copies of processed invoices for use in an unmodified format by authorized users, no one has permission to copy, scrape, download, retransmit, redistribute, reproduce, republish, duplicate, modify or make public for commercial use this copyright protected content, in any form, without the express written permission of Enverus.**



EnergyLink can provide this data in Excel, CDEX, or any other requested format.  
Visit <https://app.energylink.com/Features> to find out more information or call EnergyLink Support at 1-888-573-3364.



		Type	Production Date	Property Values				Owner Share			
				BTU	Volume	Price	Value	Owner Interest	Distribution Interest	Volume	Value
Property:	15863	BIG EL 45-04 1SH, State: TX, County: HOWARD									
OIL SALES		ROYALTY INTEREST	Sep 23	5,743.03	91.09	523,148.32	0.00004923	0.00004923	0.28	25.75	
		Net Price: 91.0927									
		SEVERANCE TAX	Sep 23			(24,100.71)	0.00004923	0.00004938		(1.19)	
		ROYALTY INTEREST	Sep 23	5,743.03	91.09	523,148.32	0.00211880	0.00211880	12.17	1,108.45	
		Net Price: 91.0927									
		SEVERANCE TAX	Sep 23			(24,100.71)	0.00211880	0.00211861		(51.06)	
		Total OIL SALES							12.45	1,081.95	
PLANT PRODUCTS		ROYALTY INTEREST	Sep 23	78,227.12	0.66	51,731.66	0.00211880	0.00211880	165.75	109.61	
		Net Price: 0.4888									
		MARKETING	Sep 23			121.88	0.00211880	0.00213325		0.26	
		OTHER DEDUCTS	Sep 23			(13,495.46)	0.00211880	0.00211880		(28.60)	
		PRODUCTION TAX	Sep 23			(6.98)	0.00211880	0.00286533		(0.02)	
		SEVERANCE TAX	Sep 23			(2,867.72)	0.00211880	0.00212015		(6.08)	
		ROYALTY INTEREST	Sep 23	78,227.12	0.66	51,731.66	0.00004923	0.00004923	3.85	2.55	
		Net Price: 0.4888									
		MARKETING	Sep 23			121.88	0.00004923	0.00008205		0.01	
		OTHER DEDUCTS	Sep 23			(13,495.46)	0.00004923	0.00004923		(0.67)	
		SEVERANCE TAX	Sep 23			(2,867.72)	0.00004923	0.00004882		(0.14)	

Represented Unit of Measure: Gas = MCFs, Plant Products = GALs, Oil = BBLs

Generated on Monday, December 4, 2023 12:14 PM

© 2023 Enverus. All rights reserved. Unauthorized use prohibited.

		Production Date	Property Values				Owner Share			
			BTU	Volume	Price	Value	Owner Interest	Distribution Interest	Volume	Value
							Total PLANT PRODUCTS		169.60	76.92
RESIDUE	ROYALTY INTEREST	Sep 23	0.9603	8,868.09	1.65	14,648.94	0.00211880	0.00211880	18.79	31.04
	Net Price: 1.2209									
	MARKETING	Sep 23				34.51	0.00211880	0.00231817		0.08
	OTHER DEDUCTS	Sep 23				(3,821.52)	0.00211880	0.00211880		(8.10)
	PRODUCTION TAX	Sep 23				(1.97)	0.00211880	0.00507614		(0.01)
	SEVERANCE TAX	Sep 23				(812.05)	0.00211880	0.00211810		(1.72)
	ROYALTY INTEREST	Sep 23	0.9604	8,868.09	1.65	14,648.94	0.00004923	0.00004923	0.44	0.72
	Net Price: 1.2209									
	OTHER DEDUCTS	Sep 23				(3,821.52)	0.00004923	0.00004923		(0.19)
	SEVERANCE TAX	Sep 23				(812.05)	0.00004923	0.00004926		(0.04)
Total RESIDUE									19.23	21.78
Total Property										1,180.65

# Revenue Statement

Owner	Operator	Check
	VITAL ENERGY, INC. (FORMERLY LAREDO PETROLEUM) 521 E 2ND ST STE 1000 TULSA, OK 74120-1852 (918) 513-4570	Check Number 864460 Check Amount Check Date November 30, 2023

**Copyright Notice**  
© 2023 Enverus. All rights reserved. Unauthorized use prohibited.  
*Data, reports, user interface, software and other content which is accessed by users through EnergyLink constitutes copyright protected content owned by Enverus. Any unauthorized copying, scraping, downloading, retransmission, redistribution, reproduction, republishing or other duplication or modification of copyright protected content is a violation of Canadian and US federal copyright laws and may be subject to legal action. Other than downloading of PDF copies of processed invoices for use in an unmodified format by authorized users, no one has permission to copy, scrape, download, retransmit, redistribute, reproduce, republish, duplicate, modify or make public for commercial use this copyright protected content, in any form, without the express written permission of Enverus.*



EnergyLink can provide this data in Excel, CDEX, or any other requested format.  
Visit <https://app.energylink.com/Features> to find out more information or call EnergyLink Support at 1-888-573-3364.



Type		Production Date	Property Values				Owner Share			
			BTU	Volume	Price	Value	Owner Interest	Distribution Interest	Volume	Value
<b>Property: 16519</b>		<b>BIG EL 45-04 C 3SA, State: TX, County: HOWARD</b>								
OIL SALES										
	NON PARTICIPATING ROYALTY	Sep 23		12,610.52	90.91	1,146,489.32	0.00199629	0.00199629	25.17	2,288.72
	<i>Net Price: 90.9153</i>									
	SEVERANCE TAX	Sep 23				(52,817.33)	0.00199629	0.00199631		(105.44)
							<b>Total OIL SALES</b>		<b>25.17</b>	<b>2,183.28</b>
PLANT PRODUCTS										
	NON PARTICIPATING ROYALTY	Sep 23		119,841.23	0.63	75,548.64	0.00199629	0.00199629	239.24	150.82
	<i>Net Price: 0.4641</i>									
	MARKETING	Sep 23				191.45	0.00199629	0.00198485		0.38
	OTHER DEDUCTS	Sep 23				(19,924.34)	0.00199629	0.00199629		(39.78)
	PRODUCTION TAX	Sep 23				(10.69)	0.00199629	0.00187091		(0.02)
	SEVERANCE TAX	Sep 23				(4,171.83)	0.00199629	0.00199673		(8.33)
							<b>Total PLANT PRODUCTS</b>		<b>239.24</b>	<b>103.07</b>
RESIDUE										
	NON PARTICIPATING ROYALTY	Sep 23	0.9476	14,195.05	1.63	23,137.45	0.00199629	0.00199629	28.34	46.19
	<i>Net Price: 1.2001</i>									
	MARKETING	Sep 23				58.63	0.00199629	0.00204673		0.12
	OTHER DEDUCTS	Sep 23				(6,102.01)	0.00199629	0.00199629		(12.18)
	PRODUCTION TAX	Sep 23				(3.27)	0.00199629	0.00305810		(0.01)
	SEVERANCE TAX	Sep 23				(1,277.65)	0.00199629	0.00199585		(2.55)

Represented Unit of Measure: Gas = MCFs, Plant Products = GALs, Oil = BBLs

Generated on Monday, December 4, 2023 12:14 PM

© 2023 Enverus. All rights reserved. Unauthorized use prohibited.



Type	Production Date	Property Values				Owner Share			
		BTU	Volume	Price	Value	Owner Interest	Distribution Interest	Volume	Value
							Total RESIDUE	28.34	31.57
							Total Property		2,317.92

# Revenue Statement

Owner	Operator	Check
	VITAL ENERGY, INC. (FORMERLY LAREDO PETROLEUM) 521 E 2ND ST STE 1000 TULSA, OK 74120-1852 (918) 513-4570	Check Number 864460 Check Amount Check Date November 30, 2023

**Copyright Notice**  
 © 2023 Enverus. All rights reserved. Unauthorized use prohibited.  
*Data, reports, user interface, software and other content which is accessed by users through EnergyLink constitutes copyright protected content owned by Enverus. Any unauthorized copying, scraping, downloading, retransmission, redistribution, reproduction, republishing or other duplication or modification of copyright protected content is a violation of Canadian and US federal copyright laws and may be subject to legal action. Other than downloading of PDF copies of processed invoices for use in an unmodified format by authorized users, no one has permission to copy, scrape, download, retransmit, redistribute, reproduce, republish, duplicate, modify or make public for commercial use this copyright protected content, in any form, without the express written permission of Enverus.*



EnergyLink can provide this data in Excel, CDEX, or any other requested format.  
 Visit <https://app.energylink.com/Features> to find out more information or call EnergyLink Support at 1-888-573-3364.



		Property Values				Owner Share			
Type	Production Date	BTU	Volume	Price	Value	Owner Interest	Distribution Interest	Volume	Value
Property: 16520		BIG EL 45-04 C 3SS, State: TX, County: HOWARD							
OIL SALES									
NON PARTICIPATING ROYALTY	Sep 23	7,215.61	90.92	656,009.12	0.00199605	0.00199605	14.40	1,309.43	
Net Price: 90.9153									
SEVERANCE TAX	Sep 23			(30,221.52)	0.00199605	0.00199593		(60.32)	
						Total OIL SALES		14.40	1,249.11
PLANT PRODUCTS									
NON PARTICIPATING ROYALTY	Sep 23	104,293.69	0.63	65,747.39	0.00199605	0.00199605	208.18	131.24	
Net Price: 0.4654									
MARKETING	Sep 23			166.61	0.00199605	0.00198067		0.33	
OTHER DEDUCTS	Sep 23			(17,204.82)	0.00199605	0.00199605		(34.34)	
PRODUCTION TAX	Sep 23			(9.31)	0.00199605	0.00214823		(0.02)	
SEVERANCE TAX	Sep 23			(3,640.69)	0.00199605	0.00199687		(7.27)	
						Total PLANT PRODUCTS		208.18	89.94
RESIDUE									
NON PARTICIPATING ROYALTY	Sep 23	0.9476	12,353.47	1.63	20,135.72	0.00199605	0.00199605	24.66	40.19
Net Price: 1.2034									
MARKETING	Sep 23			51.03	0.00199605	0.00195963		0.10	
OTHER DEDUCTS	Sep 23			(5,269.12)	0.00199605	0.00199605		(10.53)	
PRODUCTION TAX	Sep 23			(2.85)	0.00199605	0.00350877		(0.01)	
SEVERANCE TAX	Sep 23			(1,115.00)	0.00199605	0.00200000		(2.23)	

Represented Unit of Measure: Gas = MCFs, Plant Products = GALs, Oil = BBLs

Generated on Monday, December 4, 2023 12:14 PM

© 2023 Enverus. All rights reserved. Unauthorized use prohibited.

Type	Production Date	Property Values				Owner Share			
		BTU	Volume	Price	Value	Owner Interest	Distribution Interest	Volume	Value
							Total RESIDUE	24.66	27.52
							Total Property		1,366.57

# Revenue Statement

Owner	Operator	Check
	VITAL ENERGY, INC. (FORMERLY LAREDO PETROLEUM) 521 E 2ND ST STE 1000 TULSA, OK 74120-1852 (918) 513-4570	Check Number 864460 Check Amount Check Date November 30, 2023

**Copyright Notice**  
 © 2023 Enverus. All rights reserved. Unauthorized use prohibited.  
*Data, reports, user interface, software and other content which is accessed by users through EnergyLink constitutes copyright protected content owned by Enverus. Any unauthorized copying, scraping, downloading, retransmission, redistribution, reproduction, republishing or other duplication or modification of copyright protected content is a violation of Canadian and US federal copyright laws and may be subject to legal action. Other than downloading of PDF copies of processed invoices for use in an unmodified format by authorized users, no one has permission to copy, scrape, download, retransmit, redistribute, reproduce, republish, duplicate, modify or make public for commercial use this copyright protected content, in any form, without the express written permission of Enverus.*



EnergyLink can provide this data in Excel, CDEX, or any other requested format.  
 Visit <https://app.energylink.com/Features> to find out more information or call EnergyLink Support at 1-888-573-3364.



		Property Values				Owner Share			
Type	Production Date	BTU	Volume	Price	Value	Owner Interest	Distribution Interest	Volume	Value
Property: 16521		BIG EL 45-04 D 4SA, State: TX, County: HOWARD							
OIL SALES									
NON PARTICIPATING ROYALTY	Sep 23	8,385.90	90.92	762,406.67		0.00201005	0.00201005	16.86	1,532.48
Net Price: 90.9153									
SEVERANCE TAX	Sep 23			(35,123.12)		0.00201005	0.00201007		(70.60)
						Total OIL SALES		16.86	1,461.88
PLANT PRODUCTS									
NON PARTICIPATING ROYALTY	Sep 23	94,832.96	0.63	59,783.29		0.00201005	0.00201005	190.62	120.17
Net Price: 0.4647									
MARKETING	Sep 23			151.49		0.00201005	0.00204634		0.31
OTHER DEDUCTS	Sep 23			(15,709.69)		0.00201005	0.00201005		(31.57)
PRODUCTION TAX	Sep 23			(8.46)		0.00201005	0.00236407		(0.02)
SEVERANCE TAX	Sep 23			(3,305.52)		0.00201005	0.00201179		(6.65)
						Total PLANT PRODUCTS		190.62	82.24
RESIDUE									
NON PARTICIPATING ROYALTY	Sep 23	0.9476	11,232.85	1.63	18,309.16	0.00201005	0.00201005	22.58	36.80
Net Price: 1.2016									
MARKETING	Sep 23			46.40		0.00201005	0.00215517		0.10
OTHER DEDUCTS	Sep 23			(4,811.24)		0.00201005	0.00201005		(9.67)
PRODUCTION TAX	Sep 23			(2.59)		0.00201005	0.00386100		(0.01)
SEVERANCE TAX	Sep 23			(1,012.35)		0.00201005	0.00201511		(2.04)

Represented Unit of Measure: Gas = MCFs, Plant Products = GALs, Oil = BBLs

Generated on Monday, December 4, 2023 12:14 PM

© 2023 Enverus. All rights reserved. Unauthorized use prohibited.

Type	Production Date	Property Values				Owner Share			
		BTU	Volume	Price	Value	Owner Interest	Distribution Interest	Volume	Value
							Total RESIDUE	22.58	25.18
							Total Property		1,569.30

# Revenue Statement

Owner	Operator	Check
	VITAL ENERGY, INC. (FORMERLY LAREDO PETROLEUM) 521 E 2ND ST STE 1000 TULSA, OK 74120-1852 (918) 513-4570	Check Number 864460 Check Amount Check Date November 30, 2023

**Copyright Notice**  
© 2023 Enverus. All rights reserved. Unauthorized use prohibited.  
*Data, reports, user interface, software and other content which is accessed by users through EnergyLink constitutes copyright protected content owned by Enverus. Any unauthorized copying, scraping, downloading, retransmission, redistribution, reproduction, republishing or other duplication or modification of copyright protected content is a violation of Canadian and US federal copyright laws and may be subject to legal action. Other than downloading of PDF copies of processed invoices for use in an unmodified format by authorized users, no one has permission to copy, scrape, download, retransmit, redistribute, reproduce, republish, duplicate, modify or make public for commercial use this copyright protected content, in any form, without the express written permission of Enverus.*



EnergyLink can provide this data in Excel, CDEX, or any other requested format.  
Visit <https://app.energylink.com/Features> to find out more information or call EnergyLink Support at 1-888-573-3364.



Type		Production Date	Property Values				Owner Share			
			BTU	Volume	Price	Value	Owner Interest	Distribution Interest	Volume	Value
<b>Property: 16522</b>		<b>BIG EL 45-04 D 4SS, State: TX, County: HOWARD</b>								
OIL SALES										
	NON PARTICIPATING ROYALTY	Sep 23		6,623.84	90.92	602,208.46	0.00200422	0.00200422	13.28	1,206.96
	<i>Net Price: 90.9153</i>									
	SEVERANCE TAX	Sep 23				(27,742.99)	0.00200422	0.00200411		(55.60)
							<b>Total OIL SALES</b>		<b>13.28</b>	<b>1,151.36</b>
PLANT PRODUCTS										
	NON PARTICIPATING ROYALTY	Sep 23		117,980.74	0.63	74,375.78	0.00200422	0.00200422	236.46	149.07
	<i>Net Price: 0.4659</i>									
	MARKETING	Sep 23				188.48	0.00200422	0.00201613		0.38
	OTHER DEDUCTS	Sep 23				(19,407.67)	0.00200422	0.00200422		(38.90)
	PRODUCTION TAX	Sep 23				(10.52)	0.00200422	0.00190114		(0.02)
	SEVERANCE TAX	Sep 23				(4,122.61)	0.00200422	0.00200359		(8.26)
							<b>Total PLANT PRODUCTS</b>		<b>236.46</b>	<b>102.27</b>
RESIDUE										
	NON PARTICIPATING ROYALTY	Sep 23	0.9476	13,974.68	1.63	22,778.25	0.00200422	0.00200422	28.01	45.65
	<i>Net Price: 1.2046</i>									
	MARKETING	Sep 23				57.72	0.00200422	0.00207900		0.12
	OTHER DEDUCTS	Sep 23				(5,943.76)	0.00200422	0.00200422		(11.92)
	PRODUCTION TAX	Sep 23				(3.23)	0.00200422	0.00309598		(0.01)
	SEVERANCE TAX	Sep 23				(1,262.59)	0.00200422	0.00200382		(2.53)

Represented Unit of Measure: Gas = MCFs, Plant Products = GALs, Oil = BBLs

Generated on Monday, December 4, 2023 12:14 PM

© 2023 Enverus. All rights reserved. Unauthorized use prohibited.

Type	Production Date	Property Values				Owner Share			
		BTU	Volume	Price	Value	Owner Interest	Distribution Interest	Volume	Value
							Total RESIDUE	28.01	31.31
							Total Property		1,284.94

# Revenue Statement

## Owner

## Operator

VITAL ENERGY, INC.  
(FORMERLY LAREDO PETROLEUM)  
521 E 2ND ST STE 1000  
TULSA, OK 74120-1852  
(918) 513-4570

## Check

Check Number 864460  
Check Amount  
Check Date November 30, 2023

## Copyright Notice

© 2023 Enverus. All rights reserved. Unauthorized use prohibited.

*Data, reports, user interface, software and other content which is accessed by users through EnergyLink constitutes copyright protected content owned by Enverus. Any unauthorized copying, scraping, downloading, retransmission, redistribution, reproduction, republishing or other duplication or modification of copyright protected content is a violation of Canadian and US federal copyright laws and may be subject to legal action. Other than downloading of PDF copies of processed invoices for use in an unmodified format by authorized users, no one has permission to copy, scrape, download, retransmit, redistribute, reproduce, republish, duplicate, modify or make public for commercial use this copyright protected content, in any form, without the express written permission of Enverus.*



EnergyLink can provide this data in Excel, CDEX, or any other requested format.  
Visit <https://app.energylink.com/Features> to find out more information or call EnergyLink Support at 1-888-573-3364.



		Type	Production Date	Property Values				Owner Share			
				BTU	Volume	Price	Value	Owner Interest	Distribution Interest	Volume	Value
Property:	16554	BIG EL 45-04 B 2MS, State: TX, County: HOWARD									
OIL SALES		NON PARTICIPATING ROYALTY	Sep 23	8,913.50	90.92	810,373.20	0.00200422	0.00200422	17.86	1,624.17	
		Net Price: 90.9153									
		SEVERANCE TAX	Sep 23			(37,332.88)	0.00200422	0.00200413		(74.82)	
						Total OIL SALES		17.86	1,549.35		
PLANT PRODUCTS		NON PARTICIPATING ROYALTY	Sep 23	124,072.23	0.63	78,215.88	0.00200422	0.00200422	248.67	156.76	
		Net Price: 0.4653									
		MARKETING	Sep 23			198.20	0.00200422	0.00201816		0.40	
		OTHER DEDUCTS	Sep 23			(20,479.65)	0.00200422	0.00200422		(41.05)	
		PRODUCTION TAX	Sep 23			(11.08)	0.00200422	0.00180505		(0.02)	
		SEVERANCE TAX	Sep 23			(4,330.22)	0.00200422	0.00200452		(8.68)	
						Total PLANT PRODUCTS		248.67	107.41		
RESIDUE		NON PARTICIPATING ROYALTY	Sep 23	0.9476	14,696.21	1.63	23,954.32	0.00200422	0.00200422	29.45	48.01
		Net Price: 1.2032									
		MARKETING	Sep 23			60.71	0.00200422	0.00197661		0.12	
		OTHER DEDUCTS	Sep 23			(6,272.08)	0.00200422	0.00200422		(12.58)	
		PRODUCTION TAX	Sep 23			(3.39)	0.00200422	0.00294985		(0.01)	
		SEVERANCE TAX	Sep 23			(1,326.17)	0.00200422	0.00200578		(2.66)	

Represented Unit of Measure: Gas = MCFs, Plant Products = GALs, Oil = BBLs

Generated on Monday, December 4, 2023 12:14 PM

© 2023 Enverus. All rights reserved. Unauthorized use prohibited.



Type	Production Date	Property Values				Owner Share			
		BTU	Volume	Price	Value	Owner Interest	Distribution Interest	Volume	Value
							Total RESIDUE	29.45	32.88
							Total Property		1,689.64

# Revenue Statement

## Owner

## Operator

VITAL ENERGY, INC.  
(FORMERLY LAREDO PETROLEUM)  
521 E 2ND ST STE 1000  
TULSA, OK 74120-1852  
(918) 513-4570

## Check

Check Number 864460  
Check Amount  
Check Date November 30, 2023

### Copyright Notice

© 2023 Enverus. All rights reserved. Unauthorized use prohibited.

*Data, reports, user interface, software and other content which is accessed by users through EnergyLink constitutes copyright protected content owned by Enverus. Any unauthorized copying, scraping, downloading, retransmission, redistribution, reproduction, republishing or other duplication or modification of copyright protected content is a violation of Canadian and US federal copyright laws and may be subject to legal action. Other than downloading of PDF copies of processed invoices for use in an unmodified format by authorized users, no one has permission to copy, scrape, download, retransmit, redistribute, reproduce, republish, duplicate, modify or make public for commercial use this copyright protected content, in any form, without the express written permission of Enverus.*



EnergyLink can provide this data in Excel, CDEX, or any other requested format.  
Visit <https://app.energylink.com/Features> to find out more information or call EnergyLink Support at 1-888-573-3364.



		Type	Production Date	Property Values				Owner Share			
				BTU	Volume	Price	Value	Owner Interest	Distribution Interest	Volume	Value
Property:	16555	BIG EL 45-04 D 4MS, State: TX, County: HOWARD									
OIL SALES		NON PARTICIPATING ROYALTY	Sep 23	10,236.15	90.91	930,622.57	0.00201675	0.00201675	20.64	1,876.83	
		Net Price: 90.9153									
		SEVERANCE TAX	Sep 23			(42,872.62)	0.00201675	0.00201667		(86.46)	
								Total OIL SALES	20.64	1,790.37	
PLANT PRODUCTS		NON PARTICIPATING ROYALTY	Sep 23	133,607.32	0.63	84,226.88	0.00201675	0.00201675	269.45	169.86	
		Net Price: 0.4652									
		MARKETING	Sep 23			213.44	0.00201675	0.00201462		0.43	
		OTHER DEDUCTS	Sep 23			(22,077.02)	0.00201675	0.00201675		(44.53)	
		PRODUCTION TAX	Sep 23			(11.92)	0.00201675	0.00167785		(0.02)	
		SEVERANCE TAX	Sep 23			(4,661.24)	0.00201675	0.00201663		(9.40)	
								Total PLANT PRODUCTS	269.45	116.34	
RESIDUE		NON PARTICIPATING ROYALTY	Sep 23	0.9476	15,825.63	1.63	25,795.24	0.00201675	0.00201675	31.92	52.02
		Net Price: 1.2027									
		MARKETING	Sep 23			65.37	0.00201675	0.00198868		0.13	
		OTHER DEDUCTS	Sep 23			(6,761.27)	0.00201675	0.00201675		(13.64)	
		PRODUCTION TAX	Sep 23			(3.65)	0.00201675	0.00273973		(0.01)	
		SEVERANCE TAX	Sep 23			(1,427.55)	0.00201675	0.00201744		(2.88)	

Represented Unit of Measure: Gas = MCFs, Plant Products = GALs, Oil = BBLs

Generated on Monday, December 4, 2023 12:14 PM

© 2023 Enverus. All rights reserved. Unauthorized use prohibited.

Type	Production Date	Property Values				Owner Share			
		BTU	Volume	Price	Value	Owner Interest	Distribution Interest	Volume	Value
							Total RESIDUE	31.92	35.62
							Total Property		1,942.33

# Revenue Statement

## Owner

## Operator

VITAL ENERGY, INC.  
(FORMERLY LAREDO PETROLEUM)  
521 E 2ND ST STE 1000  
TULSA, OK 74120-1852  
(918) 513-4570

## Check

Check Number 860001  
Check Amount  
Check Date October 25, 2023

### Copyright Notice

© 2023 Enverus. All rights reserved. Unauthorized use prohibited.

**Data, reports, user interface, software and other content which is accessed by users through EnergyLink constitutes copyright protected content owned by Enverus. Any unauthorized copying, scraping, downloading, retransmission, redistribution, reproduction, republishing or other duplication or modification of copyright protected content is a violation of Canadian and US federal copyright laws and may be subject to legal action. Other than downloading of PDF copies of processed invoices for use in an unmodified format by authorized users, no one has permission to copy, scrape, download, retransmit, redistribute, reproduce, republish, duplicate, modify or make public for commercial use this copyright protected content, in any form, without the express written permission of Enverus.**



EnergyLink can provide this data in Excel, CDEX, or any other requested format.  
Visit <https://app.energylink.com/Features> to find out more information or call EnergyLink Support at 1-888-573-3364.



		Type	Production Date	Property Values				Owner Share			
				BTU	Volume	Price	Value	Owner Interest	Distribution Interest	Volume	Value
Property:	15862	BIG EL 45-04 1AH, State: TX, County: HOWARD									
OIL SALES		ROYALTY INTEREST	Aug 23		1,095.64	82.37	90,289.35	0.00004923	0.00004923	0.05	4.44
		Net Price: 82.4080									
		SEVERANCE TAX	Aug 23				(4,160.16)	0.00004923	0.00004808		(0.20)
		ROYALTY INTEREST	Aug 23		1,095.64	82.41	90,289.35	0.00211880	0.00211880	2.32	191.31
		Net Price: 82.4080									
		SEVERANCE TAX	Aug 23				(4,160.16)	0.00211880	0.00211771		(8.81)
		Total OIL SALES								2.37	186.74
PLANT PRODUCTS		ROYALTY INTEREST	Aug 23		1,868.42	0.65	1,168.58	0.00004923	0.00004923	0.09	0.06
		Net Price: 0.4869									
		OTHER DEDUCTS	Aug 23				(258.88)	0.00004923	0.00004923		(0.01)
		ROYALTY INTEREST	Aug 23		1,868.42	0.63	1,168.58	0.00211880	0.00211880	3.96	2.48
		Net Price: 0.4456									
		MARKETING	Aug 23				3.01	0.00211880	0.00332226		0.01
		OTHER DEDUCTS	Aug 23				(335.94)	0.00211880	0.00211880		(0.72)
		SEVERANCE TAX	Aug 23				(62.45)	0.00211880	0.00208167		(0.13)
		Total PLANT PRODUCTS								4.05	1.69
RESIDUE		ROYALTY INTEREST	Aug 23	0.9739	233.11	1.74	384.33	0.00004923	0.00004923	0.01	0.02
		Net Price: 1.6487									

Represented Unit of Measure: Gas = MCFs, Plant Products = GALs, Oil = BBLs

Generated on Tuesday, October 31, 2023 1:01 PM

© 2023 Enverus. All rights reserved. Unauthorized use prohibited.

Type	Production Date	Property Values				Owner Share			
		BTU	Volume	Price	Value	Owner Interest	Distribution Interest	Volume	Value
ROYALTY INTEREST	Aug 23	0.9763	233.11	1.64	384.33	0.00211880	0.00211880	0.49	0.81
Net Price: 1.1747									
OTHER DEDUCTS	Aug 23				(110.49)	0.00211880	0.00211880		(0.23)
SEVERANCE TAX	Aug 23				(20.54)	0.00211880	0.00243428		(0.05)
Total RESIDUE								0.50	0.55
Total Property									188.98

# Revenue Statement

Owner	Operator	Check
	VITAL ENERGY, INC. (FORMERLY LAREDO PETROLEUM) 521 E 2ND ST STE 1000 TULSA, OK 74120-1852 (918) 513-4570	Check Number 860001 Check Amount Check Date October 25, 2023

**Copyright Notice**  
© 2023 Enverus. All rights reserved. Unauthorized use prohibited.  
*Data, reports, user interface, software and other content which is accessed by users through EnergyLink constitutes copyright protected content owned by Enverus. Any unauthorized copying, scraping, downloading, retransmission, redistribution, reproduction, republishing or other duplication or modification of copyright protected content is a violation of Canadian and US federal copyright laws and may be subject to legal action. Other than downloading of PDF copies of processed invoices for use in an unmodified format by authorized users, no one has permission to copy, scrape, download, retransmit, redistribute, reproduce, republish, duplicate, modify or make public for commercial use this copyright protected content, in any form, without the express written permission of Enverus.*



EnergyLink can provide this data in Excel, CDEX, or any other requested format.  
Visit <https://app.energylink.com/Features> to find out more information or call EnergyLink Support at 1-888-573-3364.



		Production Date	Property Values				Owner Share			
			BTU	Volume	Price	Value	Owner Interest	Distribution Interest	Volume	Value
Property:	15863	BIG EL 45-04 1SH, State: TX, County: HOWARD								
OIL SALES										
	ROYALTY INTEREST	Aug 23	6,476.96	82.41	533,753.25		0.00004923	0.00004923	0.32	26.28
	Net Price: 82.4080									
	SEVERANCE TAX	Aug 23			(24,593.13)		0.00004923	0.00004920		(1.21)
	ROYALTY INTEREST	Aug 23	6,476.96	82.41	533,753.25		0.00211880	0.00211880	13.72	1,130.92
	Net Price: 82.4080									
	SEVERANCE TAX	Aug 23			(24,593.13)		0.00211880	0.00211888		(52.11)
			Total OIL SALES						14.04	1,103.88
PLANT PRODUCTS										
	ROYALTY INTEREST	Aug 23	70,453.67	0.63	44,063.90		0.00211880	0.00211880	149.28	93.36
	Net Price: 0.4456									
	MARKETING	Aug 23			113.45		0.00211880	0.00211547		0.24
	OTHER DEDUCTS	Aug 23			(12,667.26)		0.00211880	0.00211880		(26.84)
	PRODUCTION TAX	Aug 23			(6.35)		0.00211880	0.00314961		(0.02)
	SEVERANCE TAX	Aug 23			(2,354.74)		0.00211880	0.00211913		(4.99)
	ROYALTY INTEREST	Aug 23	70,453.67	0.63	44,063.90		0.00004923	0.00004923	3.47	2.17
	Net Price: 0.4456									
	MARKETING	Aug 23			113.45		0.00004923	0.00008815		0.01
	OTHER DEDUCTS	Aug 23			(12,667.26)		0.00004923	0.00004923		(0.62)
	SEVERANCE TAX	Aug 23			(2,354.74)		0.00004923	0.00005096		(0.12)

Represented Unit of Measure: Gas = MCFs, Plant Products = GALs, Oil = BBLs

Generated on Tuesday, October 31, 2023 1:01 PM

© 2023 Enverus. All rights reserved. Unauthorized use prohibited.

		Production Date	Property Values				Owner Share			
			BTU	Volume	Price	Value	Owner Interest	Distribution Interest	Volume	Value
							Total PLANT PRODUCTS		152.75	63.19
RESIDUE	ROYALTY INTEREST	Aug 23	0.9763	8,790.19	1.65	14,492.36	0.00211880	0.00211880	18.62	30.71
	Net Price: 1.1747									
	MARKETING	Aug 23				37.31	0.00211880	0.00214420		0.08
	OTHER DEDUCTS	Aug 23				(4,166.19)	0.00211880	0.00211880		(8.83)
	PRODUCTION TAX	Aug 23				(2.08)	0.00211880	0.00480769		(0.01)
	SEVERANCE TAX	Aug 23				(774.47)	0.00211880	0.00211758		(1.64)
	ROYALTY INTEREST	Aug 23	0.9764	8,790.19	1.64	14,492.36	0.00004923	0.00004923	0.43	0.71
	Net Price: 1.1747									
	OTHER DEDUCTS	Aug 23				(4,166.19)	0.00004923	0.00004923		(0.21)
	SEVERANCE TAX	Aug 23				(774.47)	0.00004923	0.00005165		(0.04)
Total RESIDUE									19.05	20.77
Total Property										1,187.84

# Revenue Statement

Owner	Operator	Check
	VITAL ENERGY, INC. (FORMERLY LAREDO PETROLEUM) 521 E 2ND ST STE 1000 TULSA, OK 74120-1852 (918) 513-4570	Check Number 860001 Check Amount Check Date October 25, 2023

**Copyright Notice**  
 © 2023 Enverus. All rights reserved. Unauthorized use prohibited.  
*Data, reports, user interface, software and other content which is accessed by users through EnergyLink constitutes copyright protected content owned by Enverus. Any unauthorized copying, scraping, downloading, retransmission, redistribution, reproduction, republishing or other duplication or modification of copyright protected content is a violation of Canadian and US federal copyright laws and may be subject to legal action. Other than downloading of PDF copies of processed invoices for use in an unmodified format by authorized users, no one has permission to copy, scrape, download, retransmit, redistribute, reproduce, republish, duplicate, modify or make public for commercial use this copyright protected content, in any form, without the express written permission of Enverus.*



EnergyLink can provide this data in Excel, CDEX, or any other requested format.  
 Visit <https://app.energylink.com/Features> to find out more information or call EnergyLink Support at 1-888-573-3364.



		Property Values				Owner Share			
Type	Production Date	BTU	Volume	Price	Value	Owner Interest	Distribution Interest	Volume	Value
Property: 16519		BIG EL 45-04 C 3SA, State: TX, County: HOWARD							
OIL SALES									
NON PARTICIPATING ROYALTY	Aug 23	15,838.98	82.23	1,302,445.27		0.00199629	0.00199629	31.62	2,600.06
Net Price: 82.2304									
SEVERANCE TAX	Aug 23			(60,011.47)		0.00199629	0.00199629		(119.80)
						Total OIL SALES		31.62	2,480.26
PLANT PRODUCTS									
NON PARTICIPATING ROYALTY	Aug 23	128,395.47	0.59	76,344.14		0.00199629	0.00199629	256.31	152.40
Net Price: 0.4226									
MARKETING	Aug 23			210.13		0.00199629	0.00199876		0.42
OTHER DEDUCTS	Aug 23			(22,082.68)		0.00199629	0.00199629		(44.08)
PRODUCTION TAX	Aug 23			(11.81)		0.00199629	0.00169348		(0.02)
SEVERANCE TAX	Aug 23			(4,069.60)		0.00199629	0.00199774		(8.13)
						Total PLANT PRODUCTS		256.31	100.59
RESIDUE									
NON PARTICIPATING ROYALTY	Aug 23	0.9625	16,374.07	1.63	26,615.75	0.00199629	0.00199629	32.69	53.13
Net Price: 1.1553									
MARKETING	Aug 23			73.26		0.00199629	0.00204750		0.15
OTHER DEDUCTS	Aug 23			(7,698.64)		0.00199629	0.00199629		(15.37)
PRODUCTION TAX	Aug 23			(4.12)		0.00199629	0.00242718		(0.01)
SEVERANCE TAX	Aug 23			(1,418.79)		0.00199629	0.00199466		(2.83)

Represented Unit of Measure: Gas = MCFs, Plant Products = GALs, Oil = BBLs

Generated on Tuesday, October 31, 2023 1:01 PM

© 2023 Enverus. All rights reserved. Unauthorized use prohibited.



Type	Production Date	Property Values				Owner Share			
		BTU	Volume	Price	Value	Owner Interest	Distribution Interest	Volume	Value
							Total RESIDUE	32.69	35.07
							Total Property		2,615.92

# Revenue Statement

Owner	Operator	Check
	VITAL ENERGY, INC. (FORMERLY LAREDO PETROLEUM) 521 E 2ND ST STE 1000 TULSA, OK 74120-1852 (918) 513-4570	Check Number 860001 Check Amount Check Date October 25, 2023

**Copyright Notice**  
 © 2023 Enverus. All rights reserved. Unauthorized use prohibited.  
*Data, reports, user interface, software and other content which is accessed by users through EnergyLink constitutes copyright protected content owned by Enverus. Any unauthorized copying, scraping, downloading, retransmission, redistribution, reproduction, republishing or other duplication or modification of copyright protected content is a violation of Canadian and US federal copyright laws and may be subject to legal action. Other than downloading of PDF copies of processed invoices for use in an unmodified format by authorized users, no one has permission to copy, scrape, download, retransmit, redistribute, reproduce, republish, duplicate, modify or make public for commercial use this copyright protected content, in any form, without the express written permission of Enverus.*



EnergyLink can provide this data in Excel, CDEX, or any other requested format.  
 Visit <https://app.energylink.com/Features> to find out more information or call EnergyLink Support at 1-888-573-3364.



		Property Values				Owner Share			
Type	Production Date	BTU	Volume	Price	Value	Owner Interest	Distribution Interest	Volume	Value
Property: 16520		BIG EL 45-04 C 3SS, State: TX, County: HOWARD							
OIL SALES									
NON PARTICIPATING ROYALTY	Aug 23	9,045.64	82.23	743,826.44		0.00199605	0.00199605	18.06	1,484.71
Net Price: 82.2304									
SEVERANCE TAX	Aug 23			(34,272.55)		0.00199605	0.00199606		(68.41)
						Total OIL SALES		18.06	1,416.30
PLANT PRODUCTS									
NON PARTICIPATING ROYALTY	Aug 23	116,045.67	0.59	69,000.94		0.00199605	0.00199605	231.63	137.73
Net Price: 0.4242									
MARKETING	Aug 23			189.91		0.00199605	0.00200095		0.38
OTHER DEDUCTS	Aug 23			(19,771.40)		0.00199605	0.00199605		(39.46)
PRODUCTION TAX	Aug 23			(10.68)		0.00199605	0.00187266		(0.02)
SEVERANCE TAX	Aug 23			(3,692.22)		0.00199605	0.00199609		(7.37)
						Total PLANT PRODUCTS		231.63	91.26
RESIDUE									
NON PARTICIPATING ROYALTY	Aug 23	0.9625	14,799.12	1.63	24,055.69	0.00199605	0.00199605	29.54	48.02
Net Price: 1.1597									
MARKETING	Aug 23			66.21		0.00199605	0.00196345		0.13
OTHER DEDUCTS	Aug 23			(6,892.88)		0.00199605	0.00199605		(13.76)
PRODUCTION TAX	Aug 23			(3.72)		0.00199605	0.00268817		(0.01)
SEVERANCE TAX	Aug 23			(1,287.21)		0.00199605	0.00199657		(2.57)

Represented Unit of Measure: Gas = MCFs, Plant Products = GALs, Oil = BBLs

Generated on Tuesday, October 31, 2023 1:01 PM

© 2023 Enverus. All rights reserved. Unauthorized use prohibited.

Type	Production Date	Property Values				Owner Share			
		BTU	Volume	Price	Value	Owner Interest	Distribution Interest	Volume	Value
						Total RESIDUE		29.54	31.81
						Total Property			1,539.37

# Revenue Statement

Owner	Operator	Check
	VITAL ENERGY, INC. (FORMERLY LAREDO PETROLEUM) 521 E 2ND ST STE 1000 TULSA, OK 74120-1852 (918) 513-4570	<div>Check Number 860001</div> <div>Check Amount</div> <div>Check Date October 25, 2023</div>

**Copyright Notice**  
 © 2023 Enverus. All rights reserved. Unauthorized use prohibited.  
*Data, reports, user interface, software and other content which is accessed by users through EnergyLink constitutes copyright protected content owned by Enverus. Any unauthorized copying, scraping, downloading, retransmission, redistribution, reproduction, republishing or other duplication or modification of copyright protected content is a violation of Canadian and US federal copyright laws and may be subject to legal action. Other than downloading of PDF copies of processed invoices for use in an unmodified format by authorized users, no one has permission to copy, scrape, download, retransmit, redistribute, reproduce, republish, duplicate, modify or make public for commercial use this copyright protected content, in any form, without the express written permission of Enverus.*



EnergyLink can provide this data in Excel, CDEX, or any other requested format.  
 Visit <https://app.energylink.com/Features> to find out more information or call EnergyLink Support at 1-888-573-3364.



		Property Values				Owner Share			
Type	Production Date	BTU	Volume	Price	Value	Owner Interest	Distribution Interest	Volume	Value
Property: 16521		BIG EL 45-04 D 4SA, State: TX, County: HOWARD							
OIL SALES									
NON PARTICIPATING ROYALTY	Aug 23	10,137.69	82.23	833,626.04	0.00201005	0.00201005	20.38	1,675.63	
Net Price: 82.2304									
SEVERANCE TAX	Aug 23			(38,410.16)	0.00201005	0.00201015		(77.21)	
						Total OIL SALES		20.38	1,598.42
PLANT PRODUCTS									
NON PARTICIPATING ROYALTY	Aug 23	100,803.75	0.59	59,938.05	0.00201005	0.00201005	202.62	120.48	
Net Price: 0.4234									
MARKETING	Aug 23			164.97	0.00201005	0.00200036		0.33	
OTHER DEDUCTS	Aug 23			(17,254.84)	0.00201005	0.00201005		(34.68)	
PRODUCTION TAX	Aug 23			(9.28)	0.00201005	0.00215517		(0.02)	
SEVERANCE TAX	Aug 23			(3,201.24)	0.00201005	0.00200860		(6.43)	
						Total PLANT PRODUCTS		202.62	79.68
RESIDUE									
NON PARTICIPATING ROYALTY	Aug 23	0.9625	12,855.34	1.63	20,896.12	0.00201005	0.00201005	25.84	42.00
Net Price: 1.1575									
MARKETING	Aug 23			57.51	0.00201005	0.00208659		0.12	
OTHER DEDUCTS	Aug 23			(6,015.54)	0.00201005	0.00201005		(12.10)	
PRODUCTION TAX	Aug 23			(3.23)	0.00201005	0.00309598		(0.01)	
SEVERANCE TAX	Aug 23			(1,116.04)	0.00201005	0.00200710		(2.24)	

Represented Unit of Measure: Gas = MCFs, Plant Products = GALs, Oil = BBLs

Generated on Tuesday, October 31, 2023 1:01 PM

© 2023 Enverus. All rights reserved. Unauthorized use prohibited.

Type	Production Date	Property Values				Owner Share			
		BTU	Volume	Price	Value	Owner Interest	Distribution Interest	Volume	Value
						Total RESIDUE		25.84	27.77
						Total Property			1,705.87

# Revenue Statement

Owner	Operator	Check
	VITAL ENERGY, INC. (FORMERLY LAREDO PETROLEUM) 521 E 2ND ST STE 1000 TULSA, OK 74120-1852 (918) 513-4570	Check Number 860001 Check Amount Check Date October 25, 2023

**Copyright Notice**  
 © 2023 Enverus. All rights reserved. Unauthorized use prohibited.  
*Data, reports, user interface, software and other content which is accessed by users through EnergyLink constitutes copyright protected content owned by Enverus. Any unauthorized copying, scraping, downloading, retransmission, redistribution, reproduction, republishing or other duplication or modification of copyright protected content is a violation of Canadian and US federal copyright laws and may be subject to legal action. Other than downloading of PDF copies of processed invoices for use in an unmodified format by authorized users, no one has permission to copy, scrape, download, retransmit, redistribute, reproduce, republish, duplicate, modify or make public for commercial use this copyright protected content, in any form, without the express written permission of Enverus.*



EnergyLink can provide this data in Excel, CDEX, or any other requested format.  
 Visit <https://app.energylink.com/Features> to find out more information or call EnergyLink Support at 1-888-573-3364.



		Production Date	Property Values				Owner Share			
Type			BTU	Volume	Price	Value	Owner Interest	Distribution Interest	Volume	Value
Property:	16522	BIG EL 45-04 D 4SS, State: TX, County: HOWARD								
OIL SALES										
	NON PARTICIPATING ROYALTY	Aug 23		8,073.96	82.23	663,925.24	0.00200422	0.00200422	16.18	1,330.65
	Net Price: 82.2304									
	SEVERANCE TAX	Aug 23				(30,591.02)	0.00200422	0.00200418		(61.31)
							Total OIL SALES		16.18	1,269.34
PLANT PRODUCTS										
	NON PARTICIPATING ROYALTY	Aug 23		135,503.84	0.59	80,570.77	0.00200422	0.00200422	271.58	161.48
	Net Price: 0.4249									
	MARKETING	Aug 23				221.76	0.00200422	0.00202922		0.45
	OTHER DEDUCTS	Aug 23				(22,999.59)	0.00200422	0.00200422		(46.09)
	PRODUCTION TAX	Aug 23				(12.46)	0.00200422	0.00240771		(0.03)
	SEVERANCE TAX	Aug 23				(4,317.84)	0.00200422	0.00200332		(8.65)
							Total PLANT PRODUCTS		271.58	107.16
RESIDUE										
	NON PARTICIPATING ROYALTY	Aug 23	0.9625	17,280.59	1.63	28,089.28	0.00200422	0.00200422	34.63	56.30
	Net Price: 1.1615									
	MARKETING	Aug 23				77.31	0.00200422	0.00206959		0.16
	OTHER DEDUCTS	Aug 23				(8,018.30)	0.00200422	0.00200422		(16.07)
	PRODUCTION TAX	Aug 23				(4.35)	0.00200422	0.00229885		(0.01)
	SEVERANCE TAX	Aug 23				(1,505.32)	0.00200422	0.00200622		(3.02)

Type	Production Date	Property Values				Owner Share			
		BTU	Volume	Price	Value	Owner Interest	Distribution Interest	Volume	Value
							Total RESIDUE	34.63	37.36
							Total Property		1,413.86

# Revenue Statement

Owner	Operator	Check
	VITAL ENERGY, INC. (FORMERLY LAREDO PETROLEUM) 521 E 2ND ST STE 1000 TULSA, OK 74120-1852 (918) 513-4570	Check Number 860001 Check Amount Check Date October 25, 2023

**Copyright Notice**  
 © 2023 Enverus. All rights reserved. Unauthorized use prohibited.  
*Data, reports, user interface, software and other content which is accessed by users through EnergyLink constitutes copyright protected content owned by Enverus. Any unauthorized copying, scraping, downloading, retransmission, redistribution, reproduction, republishing or other duplication or modification of copyright protected content is a violation of Canadian and US federal copyright laws and may be subject to legal action. Other than downloading of PDF copies of processed invoices for use in an unmodified format by authorized users, no one has permission to copy, scrape, download, retransmit, redistribute, reproduce, republish, duplicate, modify or make public for commercial use this copyright protected content, in any form, without the express written permission of Enverus.*



EnergyLink can provide this data in Excel, CDEX, or any other requested format.  
 Visit <https://app.energylink.com/Features> to find out more information or call EnergyLink Support at 1-888-573-3364.



		Property Values				Owner Share			
Type	Production Date	BTU	Volume	Price	Value	Owner Interest	Distribution Interest	Volume	Value
Property: 16554		BIG EL 45-04 B 2MS, State: TX, County: HOWARD							
OIL SALES									
NON PARTICIPATING ROYALTY	Aug 23	10,625.20	82.23	873,714.75	0.00200422	0.00200422	21.30	1,751.12	
Net Price: 82.2304									
SEVERANCE TAX	Aug 23			(40,257.28)	0.00200422	0.00200411		(80.68)	
						Total OIL SALES		21.30	1,670.44
PLANT PRODUCTS									
NON PARTICIPATING ROYALTY	Aug 23	125,331.67	0.59	74,522.41	0.00200422	0.00200422	251.19	149.36	
Net Price: 0.4240									
MARKETING	Aug 23			205.12	0.00200422	0.00199883		0.41	
OTHER DEDUCTS	Aug 23			(21,383.33)	0.00200422	0.00200422		(42.86)	
PRODUCTION TAX	Aug 23			(11.53)	0.00200422	0.00173461		(0.02)	
SEVERANCE TAX	Aug 23			(3,985.43)	0.00200422	0.00200480		(7.99)	
						Total PLANT PRODUCTS		251.19	98.90
RESIDUE									
NON PARTICIPATING ROYALTY	Aug 23	0.9625	15,983.35	1.63	25,980.64	0.00200422	0.00200422	32.03	52.07
Net Price: 1.1591									
MARKETING	Aug 23			71.51	0.00200422	0.00209761		0.15	
OTHER DEDUCTS	Aug 23			(7,454.85)	0.00200422	0.00200422		(14.94)	
PRODUCTION TAX	Aug 23			(4.02)	0.00200422	0.00248756		(0.01)	
SEVERANCE TAX	Aug 23			(1,389.44)	0.00200422	0.00200800		(2.79)	

Represented Unit of Measure: Gas = MCFs, Plant Products = GALs, Oil = BBLs

Generated on Tuesday, October 31, 2023 1:01 PM

© 2023 Enverus. All rights reserved. Unauthorized use prohibited.



Type	Production Date	Property Values				Owner Share			
		BTU	Volume	Price	Value	Owner Interest	Distribution Interest	Volume	Value
							Total RESIDUE	32.03	34.48
							Total Property		1,803.82

# Revenue Statement

## Owner

## Operator

VITAL ENERGY, INC.  
(FORMERLY LAREDO PETROLEUM)  
521 E 2ND ST STE 1000  
TULSA, OK 74120-1852  
(918) 513-4570

## Check

Check Number 860001  
Check Amount  
Check Date October 25, 2023

### Copyright Notice

© 2023 Enverus. All rights reserved. Unauthorized use prohibited.

**Data, reports, user interface, software and other content which is accessed by users through EnergyLink constitutes copyright protected content owned by Enverus. Any unauthorized copying, scraping, downloading, retransmission, redistribution, reproduction, republishing or other duplication or modification of copyright protected content is a violation of Canadian and US federal copyright laws and may be subject to legal action. Other than downloading of PDF copies of processed invoices for use in an unmodified format by authorized users, no one has permission to copy, scrape, download, retransmit, redistribute, reproduce, republish, duplicate, modify or make public for commercial use this copyright protected content, in any form, without the express written permission of Enverus.**



EnergyLink can provide this data in Excel, CDEX, or any other requested format.  
Visit <https://app.energylink.com/Features> to find out more information or call EnergyLink Support at 1-888-573-3364.



		Type	Production Date	Property Values				Owner Share			
				BTU	Volume	Price	Value	Owner Interest	Distribution Interest	Volume	Value
Property:	16555	BIG EL 45-04 D 4MS, State: TX, County: HOWARD									
OIL SALES		NON PARTICIPATING ROYALTY	Aug 23	11,007.10	82.23	905,118.60	0.00201675	0.00201675	22.20	1,825.40	
		Net Price: 82.2304									
		SEVERANCE TAX	Aug 23			(41,704.25)	0.00201675	0.00201682		(84.11)	
							Total OIL SALES		22.20	1,741.29	
PLANT PRODUCTS		NON PARTICIPATING ROYALTY	Aug 23	118,747.08	0.59	70,607.19	0.00201675	0.00201675	239.48	142.40	
		Net Price: 0.4237									
		MARKETING	Aug 23			194.34	0.00201675	0.00200679		0.39	
		OTHER DEDUCTS	Aug 23			(20,293.04)	0.00201675	0.00201675		(40.93)	
		PRODUCTION TAX	Aug 23			(10.92)	0.00201675	0.00183150		(0.02)	
		SEVERANCE TAX	Aug 23			(3,773.56)	0.00201675	0.00201666		(7.61)	
							Total PLANT PRODUCTS		239.48	94.23	
RESIDUE		NON PARTICIPATING ROYALTY	Aug 23	0.9625	15,143.63	1.63	24,615.68	0.00201675	0.00201675	30.54	49.64
		Net Price: 1.1583									
		MARKETING	Aug 23			67.75	0.00201675	0.00206642		0.14	
		OTHER DEDUCTS	Aug 23			(7,074.73)	0.00201675	0.00201675		(14.27)	
		PRODUCTION TAX	Aug 23			(3.81)	0.00201675	0.00262467		(0.01)	
		SEVERANCE TAX	Aug 23			(1,315.57)	0.00201675	0.00201434		(2.65)	

Represented Unit of Measure: Gas = MCFs, Plant Products = GALs, Oil = BBLs

Generated on Tuesday, October 31, 2023 1:01 PM

© 2023 Enverus. All rights reserved. Unauthorized use prohibited.

Type	Production Date	Property Values				Owner Share			
		BTU	Volume	Price	Value	Owner Interest	Distribution Interest	Volume	Value
						Total RESIDUE		30.54	32.85
						Total Property			1,868.37

# Revenue Statement

Owner	Operator	Check
	VITAL ENERGY, INC. (FORMERLY LAREDO PETROLEUM) 521 E 2ND ST STE 1000 TULSA, OK 74120-1852 (918) 513-4570	Check Number 856915 Check Amount Check Date September 25, 2023

**Copyright Notice**  
© 2023 Enverus. All rights reserved. Unauthorized use prohibited.  
*Data, reports, user interface, software and other content which is accessed by users through EnergyLink constitutes copyright protected content owned by Enverus. Any unauthorized copying, scraping, downloading, retransmission, redistribution, reproduction, republishing or other duplication or modification of copyright protected content is a violation of Canadian and US federal copyright laws and may be subject to legal action. Other than downloading of PDF copies of processed invoices for use in an unmodified format by authorized users, no one has permission to copy, scrape, download, retransmit, redistribute, reproduce, republish, duplicate, modify or make public for commercial use this copyright protected content, in any form, without the express written permission of Enverus.*



EnergyLink can provide this data in Excel, CDEX, or any other requested format.  
Visit <https://app.energylink.com/Features> to find out more information or call EnergyLink Support at 1-888-573-3364.



		Production Date	Property Values				Owner Share			
Type			BTU	Volume	Price	Value	Owner Interest	Distribution Interest	Volume	Value
<b>Property: 15862</b>		<b>BIG EL 45-04 1AH, State: TX, County: HOWARD</b>								
OIL SALES										
	ROYALTY INTEREST	Jul 23		839.06	76.86	64,490.07	0.00211880	0.00211880	1.78	136.64
	<i>Net Price: 76.8597</i>									
	SEVERANCE TAX	Jul 23				(2,971.79)	0.00211880	0.00211993		(6.30)
	ROYALTY INTEREST	Jul 23		839.06	76.76	64,490.07	0.00004923	0.00004923	0.04	3.17
	<i>Net Price: 76.8597</i>									
	SEVERANCE TAX	Jul 23				(2,971.79)	0.00004923	0.00005048		(0.15)
	<b>Total OIL SALES</b>									<b>1.82 133.36</b>
PLANT PRODUCTS										
	ROYALTY INTEREST	Jul 23		1,429.80	0.56	801.70	0.00211880	0.00211880	3.03	1.70
	<i>Net Price: 0.3931</i>									
	MARKETING	Jul 23				2.17	0.00211880	0.00460830		0.01
	OTHER DEDUCTS	Jul 23				(239.65)	0.00211880	0.00211880		(0.51)
	SEVERANCE TAX	Jul 23				(42.16)	0.00211880	0.00213473		(0.09)
	ROYALTY INTEREST	Jul 23		1,429.80	0.57	801.70	0.00004923	0.00004923	0.07	0.04
	<i>Net Price: 0.4304</i>									
	OTHER DEDUCTS	Jul 23				(186.37)	0.00004923	0.00004923		(0.01)
	<b>Total PLANT PRODUCTS</b>									<b>3.10 1.14</b>
RESIDUE										
	ROYALTY INTEREST	Jul 23	0.9832	171.40	1.76	301.24	0.00211880	0.00211880	0.36	0.64
	<i>Net Price: 1.2322</i>									

Type	Production Date	Property Values				Owner Share			
		BTU	Volume	Price	Value	Owner Interest	Distribution Interest	Volume	Value
OTHER DEDUCTS	Jul 23				(90.04)	0.00211880	0.00211880		(0.20)
SEVERANCE TAX	Jul 23				(15.84)	0.00211880	0.00189394		(0.03)
ROYALTY INTEREST	Jul 23	0.9881	171.40	1.19	301.24	0.00004923	0.00004923	0.01	0.01
Net Price: 1.7576									
Total RESIDUE								0.37	0.42
Total Property									134.92

# Revenue Statement

## Owner

## Operator

VITAL ENERGY, INC.  
(FORMERLY LAREDO PETROLEUM)  
521 E 2ND ST STE 1000  
TULSA, OK 74120-1852  
(918) 513-4570

## Check

Check Number 856915  
Check Amount  
Check Date September 25, 2023

## Copyright Notice

© 2023 Enverus. All rights reserved. Unauthorized use prohibited.

*Data, reports, user interface, software and other content which is accessed by users through EnergyLink constitutes copyright protected content owned by Enverus. Any unauthorized copying, scraping, downloading, retransmission, redistribution, reproduction, republishing or other duplication or modification of copyright protected content is a violation of Canadian and US federal copyright laws and may be subject to legal action. Other than downloading of PDF copies of processed invoices for use in an unmodified format by authorized users, no one has permission to copy, scrape, download, retransmit, redistribute, reproduce, republish, duplicate, modify or make public for commercial use this copyright protected content, in any form, without the express written permission of Enverus.*



EnergyLink can provide this data in Excel, CDEX, or any other requested format.  
Visit <https://app.energylink.com/Features> to find out more information or call EnergyLink Support at 1-888-573-3364.



		Type	Production Date	Property Values				Owner Share			
				BTU	Volume	Price	Value	Owner Interest	Distribution Interest	Volume	Value
Property:	15863	BIG EL 45-04 1SH, State: TX, County: HOWARD									
OIL SALES											
	ROYALTY INTEREST	Jul 23		5,609.57	76.86	431,149.95	0.00004923	0.00004923	0.28	21.23	
	Net Price: 76.8597										
	SEVERANCE TAX	Jul 23				(19,867.96)	0.00004923	0.00004933		(0.98)	
	ROYALTY INTEREST	Jul 23		5,609.57	76.86	431,149.95	0.00211880	0.00211880	11.89	913.52	
	Net Price: 76.8597										
	SEVERANCE TAX	Jul 23				(19,867.96)	0.00211880	0.00211899		(42.10)	
							Total OIL SALES		12.17	891.67	
PLANT PRODUCTS											
	ROYALTY INTEREST	Jul 23		38,153.91	0.56	21,393.52	0.00004923	0.00004923	1.88	1.05	
	Net Price: 0.3931										
	OTHER DEDUCTS	Jul 23				(6,395.16)	0.00004923	0.00004923		(0.31)	
	SEVERANCE TAX	Jul 23				(1,124.88)	0.00004923	0.00005334		(0.06)	
	ROYALTY INTEREST	Jul 23		38,153.91	0.56	21,393.52	0.00211880	0.00211880	80.84	45.33	
	Net Price: 0.3931										
	MARKETING	Jul 23				57.80	0.00211880	0.00207613		0.12	
	OTHER DEDUCTS	Jul 23				(6,395.16)	0.00211880	0.00211880		(13.56)	
	PRODUCTION TAX	Jul 23				(3.56)	0.00211880	0.00280899		(0.01)	
	SEVERANCE TAX	Jul 23				(1,124.88)	0.00211880	0.00211578		(2.38)	
							Total PLANT PRODUCTS		82.72	30.18	

Represented Unit of Measure: Gas = MCFs, Plant Products = GALs, Oil = BBLs

Generated on Tuesday, October 31, 2023 1:00 PM

© 2023 Enverus. All rights reserved. Unauthorized use prohibited.

		Production Date	Property Values				Owner Share			
			BTU	Volume	Price	Value	Owner Interest	Distribution Interest	Volume	Value
RESIDUE	ROYALTY INTEREST	Jul 23	0.9831	4,573.68	1.78	8,038.37	0.00004923	0.00004923	0.23	0.40
	Net Price: 1.2525									
	OTHER DEDUCTS	Jul 23				(2,310.00)	0.00004923	0.00004923		(0.11)
	SEVERANCE TAX	Jul 23				(422.65)	0.00004923	0.00004732		(0.02)
	ROYALTY INTEREST	Jul 23	0.9831	4,573.68	1.76	8,038.37	0.00211880	0.00211880	9.69	17.03
	Net Price: 1.2322									
	MARKETING	Jul 23				21.72	0.00211880	0.00230203		0.05
	OTHER DEDUCTS	Jul 23				(2,402.91)	0.00211880	0.00211880		(5.10)
	SEVERANCE TAX	Jul 23				(422.65)	0.00211880	0.00212942		(0.90)
	Total RESIDUE								9.92	11.35
Total Property										933.20

# Revenue Statement

Owner	Operator	Check
	VITAL ENERGY, INC. (FORMERLY LAREDO PETROLEUM) 521 E 2ND ST STE 1000 TULSA, OK 74120-1852 (918) 513-4570	Check Number 856915 Check Amount Check Date September 25, 2023

**Copyright Notice**  
© 2023 Enverus. All rights reserved. Unauthorized use prohibited.  
*Data, reports, user interface, software and other content which is accessed by users through EnergyLink constitutes copyright protected content owned by Enverus. Any unauthorized copying, scraping, downloading, retransmission, redistribution, reproduction, republishing or other duplication or modification of copyright protected content is a violation of Canadian and US federal copyright laws and may be subject to legal action. Other than downloading of PDF copies of processed invoices for use in an unmodified format by authorized users, no one has permission to copy, scrape, download, retransmit, redistribute, reproduce, republish, duplicate, modify or make public for commercial use this copyright protected content, in any form, without the express written permission of Enverus.*



EnergyLink can provide this data in Excel, CDEX, or any other requested format.  
Visit <https://app.energylink.com/Features> to find out more information or call EnergyLink Support at 1-888-573-3364.



		Production Date	Property Values				Owner Share			
Type			BTU	Volume	Price	Value	Owner Interest	Distribution Interest	Volume	Value
Property:	16519	BIG EL 45-04 C 3SA, State: TX, County: HOWARD								
OIL SALES										
NON PARTICIPATING ROYALTY	Feb 23		15,792.59	76.92	1,214,830.07	0.00199629	0.00199629	31.53	2,425.15	
Net Price: 76.9241										
SEVERANCE TAX	Feb 23				(55,980.89)	0.00199629	0.00199622		(111.75)	
NON PARTICIPATING ROYALTY	Mar 23		29,163.46	74.78	2,180,842.73	0.00199629	0.00199629	58.22	4,353.59	
Net Price: 74.7800										
SEVERANCE TAX	Mar 23				(100,501.04)	0.00199629	0.00199630		(200.63)	
NON PARTICIPATING ROYALTY	Apr 23		28,759.19	80.30	2,309,459.08	0.00199629	0.00199629	57.41	4,610.35	
Net Price: 80.3033										
SEVERANCE TAX	Apr 23				(106,414.86)	0.00199629	0.00199624		(212.43)	
NON PARTICIPATING ROYALTY	May 23		(22,473.80)	71.88	(1,615,490.73)	0.00199629	0.00199629	(44.86)	(3,224.99)	
Net Price: 71.8833										
SEVERANCE TAX	May 23				74,453.04	0.00199629	0.00199629		148.63	
NON PARTICIPATING ROYALTY	May 23		22,473.80	71.88	1,615,490.73	0.00199629	0.00199629	44.86	3,224.99	
Net Price: 71.8833										
SEVERANCE TAX	May 23				(74,453.04)	0.00199629	0.00199629		(148.63)	
NON PARTICIPATING ROYALTY	Jul 23		13,384.99	76.63	1,025,740.03	0.00199629	0.00199629	26.72	2,047.67	
Net Price: 76.6336										
SEVERANCE TAX	Jul 23				(47,267.70)	0.00199629	0.00199629		(94.36)	
Total OIL SALES									173.88	12,817.59

Represented Unit of Measure: Gas = MCFs, Plant Products = GALs, Oil = BBLs

Generated on Tuesday, October 31, 2023 1:00 PM

© 2023 Enverus. All rights reserved. Unauthorized use prohibited.



		Production Date	Property Values				Owner Share			
			BTU	Volume	Price	Value	Owner Interest	Distribution Interest	Volume	Value
PLANT PRODUCTS										
	NON PARTICIPATING ROYALTY	Jul 23		79,388.96	0.55	43,827.07	0.00199629	0.00199629	158.48	87.49
	Net Price: 0.3852									
	MARKETING	Jul 23				125.84	0.00199629	0.00198665		0.25
	OTHER DEDUCTS	Jul 23				(13,247.01)	0.00199629	0.00199629		(26.44)
	PRODUCTION TAX	Jul 23				(7.04)	0.00199629	0.00284091		(0.02)
	SEVERANCE TAX	Jul 23				(2,293.50)	0.00199629	0.00199695		(4.58)
							Total PLANT PRODUCTS		158.48	56.70
RESIDUE										
	NON PARTICIPATING ROYALTY	Jul 23	0.9677	10,245.55	1.73	17,723.99	0.00199629	0.00199629	20.45	35.38
	Net Price: 1.2070									
	MARKETING	Jul 23				50.89	0.00199629	0.00196502		0.10
	OTHER DEDUCTS	Jul 23				(5,357.18)	0.00199629	0.00199629		(10.69)
	PRODUCTION TAX	Jul 23				(2.84)	0.00199629	0.00352113		(0.01)
	SEVERANCE TAX	Jul 23				(927.51)	0.00199629	0.00199459		(1.85)
							Total RESIDUE		20.45	22.93
							Total Property			12,897.22

# Revenue Statement

## Owner

## Operator

VITAL ENERGY, INC.  
(FORMERLY LAREDO PETROLEUM)  
521 E 2ND ST STE 1000  
TULSA, OK 74120-1852  
(918) 513-4570

## Check

Check Number 856915  
Check Amount  
Check Date September 25, 2023

### Copyright Notice

© 2023 Enverus. All rights reserved. Unauthorized use prohibited.

**Data, reports, user interface, software and other content which is accessed by users through EnergyLink constitutes copyright protected content owned by Enverus. Any unauthorized copying, scraping, downloading, retransmission, redistribution, reproduction, republishing or other duplication or modification of copyright protected content is a violation of Canadian and US federal copyright laws and may be subject to legal action. Other than downloading of PDF copies of processed invoices for use in an unmodified format by authorized users, no one has permission to copy, scrape, download, retransmit, redistribute, reproduce, republish, duplicate, modify or make public for commercial use this copyright protected content, in any form, without the express written permission of Enverus.**



EnergyLink can provide this data in Excel, CDEX, or any other requested format.  
Visit <https://app.energylink.com/Features> to find out more information or call EnergyLink Support at 1-888-573-3364.



		Type	Production Date	Property Values				Owner Share			
				BTU	Volume	Price	Value	Owner Interest	Distribution Interest	Volume	Value
Property:	16520	BIG EL 45-04 C 3SS, State: TX, County: HOWARD									
OIL SALES		NON PARTICIPATING ROYALTY	Jan 23		371.33	78.18	29,032.40	0.00199605	0.00199605	0.74	57.95
		Net Price: 78.1858									
		SEVERANCE TAX	Jan 23				(1,337.81)	0.00199605	0.00199580		(2.67)
		NON PARTICIPATING ROYALTY	Feb 23		21,238.11	76.92	1,633,721.82	0.00199605	0.00199605	42.39	3,260.99
		Net Price: 76.9241									
		SEVERANCE TAX	Feb 23				(75,283.94)	0.00199605	0.00199604		(150.27)
		NON PARTICIPATING ROYALTY	Mar 23		32,939.81	74.78	2,463,238.20	0.00199605	0.00199605	65.75	4,916.75
		Net Price: 74.7800									
		SEVERANCE TAX	Mar 23				(113,514.83)	0.00199605	0.00199604		(226.58)
		NON PARTICIPATING ROYALTY	Apr 23		23,522.29	80.30	1,888,918.52	0.00199605	0.00199605	46.95	3,770.38
		Net Price: 80.3034									
		SEVERANCE TAX	Apr 23				(87,037.27)	0.00199605	0.00199604		(173.73)
		NON PARTICIPATING ROYALTY	May 23		(15,518.45)	71.88	(1,115,517.59)	0.00199605	0.00199605	(30.98)	(2,226.63)
		Net Price: 71.8833									
		SEVERANCE TAX	May 23				51,410.80	0.00199605	0.00199608		102.62
		NON PARTICIPATING ROYALTY	May 23		15,518.45	71.88	1,115,517.59	0.00199605	0.00199605	30.98	2,226.63
		Net Price: 71.8833									
		SEVERANCE TAX	May 23				(51,410.80)	0.00199605	0.00199608		(102.62)
		NON PARTICIPATING ROYALTY	Jul 23		11,232.83	76.63	860,811.82	0.00199605	0.00199605	22.42	1,718.22

Represented Unit of Measure: Gas = MCFs, Plant Products = GALs, Oil = BBLs

Generated on Tuesday, October 31, 2023 1:00 PM

© 2023 Enverus. All rights reserved. Unauthorized use prohibited.

Type	Production Date	Property Values				Owner Share				
		BTU	Volume	Price	Value	Owner Interest	Distribution Interest	Volume	Value	
Net Price: 76.6336										
SEVERANCE TAX	Jul 23				(39,667.55)	0.00199605	0.00199609		(79.18)	
PLANT PRODUCTS						Total OIL SALES		178.25	13,091.86	
	NON PARTICIPATING ROYALTY	Jul 23		116,576.17	0.55	64,356.45	0.00199605	0.00199605	232.69	128.46
	Net Price: 0.3883									
	MARKETING	Jul 23				184.79	0.00199605	0.00200227		0.37
	OTHER DEDUCTS	Jul 23				(19,088.03)	0.00199605	0.00199605		(38.10)
	PRODUCTION TAX	Jul 23				(10.33)	0.00199605	0.00193611		(0.02)
	SEVERANCE TAX	Jul 23				(3,395.13)	0.00199605	0.00199698		(6.78)
RESIDUE						Total PLANT PRODUCTS		232.69	83.93	
	NON PARTICIPATING ROYALTY	Jul 23	0.9677	15,044.75	1.73	26,026.23	0.00199605	0.00199605	30.03	51.95
	Net Price: 1.2168									
	MARKETING	Jul 23				74.73	0.00199605	0.00200723		0.15
	OTHER DEDUCTS	Jul 23				(7,719.34)	0.00199605	0.00199605		(15.40)
	PRODUCTION TAX	Jul 23				(4.18)	0.00199605	0.00239234		(0.01)
	SEVERANCE TAX	Jul 23				(1,373.02)	0.00199605	0.00199560		(2.74)
							Total RESIDUE		30.03	33.95
									Total Property	13,209.74

# Revenue Statement

Owner	Operator	Check
	VITAL ENERGY, INC. (FORMERLY LAREDO PETROLEUM) 521 E 2ND ST STE 1000 TULSA, OK 74120-1852 (918) 513-4570	Check Number 856915 Check Amount Check Date September 25, 2023

**Copyright Notice**  
© 2023 Enverus. All rights reserved. Unauthorized use prohibited.  
*Data, reports, user interface, software and other content which is accessed by users through EnergyLink constitutes copyright protected content owned by Enverus. Any unauthorized copying, scraping, downloading, retransmission, redistribution, reproduction, republishing or other duplication or modification of copyright protected content is a violation of Canadian and US federal copyright laws and may be subject to legal action. Other than downloading of PDF copies of processed invoices for use in an unmodified format by authorized users, no one has permission to copy, scrape, download, retransmit, redistribute, reproduce, republish, duplicate, modify or make public for commercial use this copyright protected content, in any form, without the express written permission of Enverus.*



EnergyLink can provide this data in Excel, CDEX, or any other requested format.  
Visit <https://app.energylink.com/Features> to find out more information or call EnergyLink Support at 1-888-573-3364.



Type		Production Date	Property Values				Owner Share			
			BTU	Volume	Price	Value	Owner Interest	Distribution Interest	Volume	Value
<b>Property: 16521</b>		<b>BIG EL 45-04 D 4SA, State: TX, County: HOWARD</b>								
OIL SALES										
	NON PARTICIPATING ROYALTY	Jan 23	1,783.80		78.19	139,467.78	0.00201005	0.00201005	3.59	280.34
	Net Price: 78.1858									
	SEVERANCE TAX	Jan 23				(6,426.67)	0.00201005	0.00201037		(12.92)
	NON PARTICIPATING ROYALTY	Feb 23	27,865.89		76.92	2,143,557.99	0.00201005	0.00201005	56.01	4,308.66
	Net Price: 76.9241									
	SEVERANCE TAX	Feb 23				(98,777.83)	0.00201005	0.00201007		(198.55)
	NON PARTICIPATING ROYALTY	Mar 23	36,454.42		74.78	2,726,060.49	0.00201005	0.00201005	73.28	5,479.52
	Net Price: 74.7800									
	SEVERANCE TAX	Mar 23				(125,626.62)	0.00201005	0.00201008		(252.52)
	NON PARTICIPATING ROYALTY	Apr 23	25,086.76		80.30	2,014,551.18	0.00201005	0.00201005	50.43	4,049.35
	Net Price: 80.3033									
	SEVERANCE TAX	Apr 23				(92,826.15)	0.00201005	0.00201010		(186.59)
	NON PARTICIPATING ROYALTY	May 23	(17,210.35)		71.88	(1,237,136.49)	0.00201005	0.00201005	(34.59)	(2,486.71)
	Net Price: 71.8833									
	SEVERANCE TAX	May 23				57,015.84	0.00201005	0.00200997		114.60
	NON PARTICIPATING ROYALTY	May 23	17,210.35		71.88	1,237,136.49	0.00201005	0.00201005	34.59	2,486.71
	Net Price: 71.8833									
	SEVERANCE TAX	May 23				(57,015.84)	0.00201005	0.00200997		(114.60)
	NON PARTICIPATING ROYALTY	Jul 23	11,678.23		76.63	894,944.82	0.00201005	0.00201005	23.47	1,798.88

Represented Unit of Measure: Gas = MCFs, Plant Products = GALs, Oil = BBLs

Generated on Tuesday, October 31, 2023 1:00 PM

© 2023 Enverus. All rights reserved. Unauthorized use prohibited.

Type	Production Date	Property Values				Owner Share				
		BTU	Volume	Price	Value	Owner Interest	Distribution Interest	Volume	Value	
Net Price: 76.6336										
SEVERANCE TAX	Jul 23				(41,240.45)	0.00201005	0.00201016		(82.90)	
PLANT PRODUCTS						Total OIL SALES		206.78	15,183.27	
	NON PARTICIPATING ROYALTY	Jul 23		100,055.51	0.55	55,236.12	0.00201005	0.00201005	201.12	111.03
	Net Price: 0.3874									
	MARKETING	Jul 23				158.60	0.00201005	0.00201765		0.32
	OTHER DEDUCTS	Jul 23				(16,471.02)	0.00201005	0.00201005		(33.10)
	PRODUCTION TAX	Jul 23				(8.85)	0.00201005	0.00225989		(0.02)
	SEVERANCE TAX	Jul 23				(2,907.39)	0.00201005	0.00200867		(5.84)
RESIDUE						Total PLANT PRODUCTS		201.12	72.39	
	NON PARTICIPATING ROYALTY	Jul 23	0.9677	12,912.68	1.73	22,337.91	0.00201005	0.00201005	25.96	44.90
	Net Price: 1.2141									
	MARKETING	Jul 23				64.15	0.00201005	0.00202650		0.13
	OTHER DEDUCTS	Jul 23				(6,661.02)	0.00201005	0.00201005		(13.39)
	PRODUCTION TAX	Jul 23				(3.59)	0.00201005	0.00278552		(0.01)
	SEVERANCE TAX	Jul 23				(1,175.76)	0.00201005	0.00200721		(2.36)
Total RESIDUE								25.96	29.27	
Total Property									15,284.93	

# Revenue Statement

Owner	Operator	Check
	VITAL ENERGY, INC. (FORMERLY LAREDO PETROLEUM) 521 E 2ND ST STE 1000 TULSA, OK 74120-1852 (918) 513-4570	Check Number 856915 Check Amount Check Date September 25, 2023

**Copyright Notice**  
 © 2023 Enverus. All rights reserved. Unauthorized use prohibited.  
*Data, reports, user interface, software and other content which is accessed by users through EnergyLink constitutes copyright protected content owned by Enverus. Any unauthorized copying, scraping, downloading, retransmission, redistribution, reproduction, republishing or other duplication or modification of copyright protected content is a violation of Canadian and US federal copyright laws and may be subject to legal action. Other than downloading of PDF copies of processed invoices for use in an unmodified format by authorized users, no one has permission to copy, scrape, download, retransmit, redistribute, reproduce, republish, duplicate, modify or make public for commercial use this copyright protected content, in any form, without the express written permission of Enverus.*



EnergyLink can provide this data in Excel, CDEX, or any other requested format.  
 Visit <https://app.energylink.com/Features> to find out more information or call EnergyLink Support at 1-888-573-3364.



		Property Values				Owner Share			
Type	Production Date	BTU	Volume	Price	Value	Owner Interest	Distribution Interest	Volume	Value
Property: 16522		BIG EL 45-04 D 4SS, State: TX, County: HOWARD							
OIL SALES									
NON PARTICIPATING ROYALTY	Jan 23		2,161.28	78.19	168,981.38	0.00200422	0.00200422	4.33	338.68
Net Price: 78.1858									
SEVERANCE TAX	Jan 23				(7,786.65)	0.00200422	0.00200471		(15.61)
NON PARTICIPATING ROYALTY	Feb 23		19,100.82	76.92	1,469,312.97	0.00200422	0.00200422	38.28	2,944.83
Net Price: 76.9241									
SEVERANCE TAX	Feb 23				(67,707.78)	0.00200422	0.00200420		(135.70)
NON PARTICIPATING ROYALTY	Mar 23		26,228.42	74.78	1,961,361.09	0.00200422	0.00200422	52.57	3,931.00
Net Price: 74.7800									
SEVERANCE TAX	Mar 23				(90,386.54)	0.00200422	0.00200417		(181.15)
NON PARTICIPATING ROYALTY	Apr 23		18,925.76	80.30	1,519,802.15	0.00200422	0.00200422	37.93	3,046.02
Net Price: 80.3034									
SEVERANCE TAX	Apr 23				(70,029.19)	0.00200422	0.00200416		(140.35)
NON PARTICIPATING ROYALTY	May 23		(14,556.32)	71.88	(1,046,355.94)	0.00200422	0.00200422	(29.17)	(2,097.13)
Net Price: 71.8833									
SEVERANCE TAX	May 23				48,223.35	0.00200422	0.00200422		96.65
NON PARTICIPATING ROYALTY	May 23		14,556.32	71.88	1,046,355.94	0.00200422	0.00200422	29.17	2,097.13
Net Price: 71.8833									
SEVERANCE TAX	May 23				(48,223.35)	0.00200422	0.00200422		(96.65)
NON PARTICIPATING ROYALTY	Jul 23		9,783.85	76.63	749,771.21	0.00200422	0.00200422	19.61	1,502.71

Represented Unit of Measure: Gas = MCFs, Plant Products = GALs, Oil = BBLs

Generated on Tuesday, October 31, 2023 1:00 PM

© 2023 Enverus. All rights reserved. Unauthorized use prohibited.

Type	Production Date	Property Values				Owner Share				
		BTU	Volume	Price	Value	Owner Interest	Distribution Interest	Volume	Value	
Net Price: 76.6336										
SEVERANCE TAX	Jul 23				(34,550.63)	0.00200422	0.00200431		(69.25)	
PLANT PRODUCTS						Total OIL SALES		152.72	11,221.18	
	NON PARTICIPATING ROYALTY	Jul 23		143,699.40	0.55	79,329.96	0.00200422	0.00200422	288.01	158.99
	Net Price: 0.3895									
	MARKETING	Jul 23				227.77	0.00200422	0.00201958		0.46
	OTHER DEDUCTS	Jul 23				(23,352.70)	0.00200422	0.00200422		(46.80)
	PRODUCTION TAX	Jul 23				(12.73)	0.00200422	0.00235664		(0.03)
SEVERANCE TAX	Jul 23				(4,198.29)	0.00200422	0.00200320		(8.41)	
RESIDUE						Total PLANT PRODUCTS		288.01	104.21	
	NON PARTICIPATING ROYALTY	Jul 23	0.9677	18,545.14	1.73	32,081.63	0.00200422	0.00200422	37.17	64.30
	Net Price: 1.2207									
	MARKETING	Jul 23				92.12	0.00200422	0.00195397		0.18
	OTHER DEDUCTS	Jul 23				(9,444.02)	0.00200422	0.00200422		(18.94)
	PRODUCTION TAX	Jul 23				(5.15)	0.00200422	0.00194175		(0.01)
	SEVERANCE TAX	Jul 23				(1,697.83)	0.00200422	0.00200256		(3.40)
							Total RESIDUE		37.17	42.13
								Total Property		11,367.52

# Revenue Statement

## Owner

## Operator

VITAL ENERGY, INC.  
(FORMERLY LAREDO PETROLEUM)  
521 E 2ND ST STE 1000  
TULSA, OK 74120-1852  
(918) 513-4570

## Check

Check Number 856915  
Check Amount  
Check Date September 25, 2023

### Copyright Notice

© 2023 Enverus. All rights reserved. Unauthorized use prohibited.

*Data, reports, user interface, software and other content which is accessed by users through EnergyLink constitutes copyright protected content owned by Enverus. Any unauthorized copying, scraping, downloading, retransmission, redistribution, reproduction, republishing or other duplication or modification of copyright protected content is a violation of Canadian and US federal copyright laws and may be subject to legal action. Other than downloading of PDF copies of processed invoices for use in an unmodified format by authorized users, no one has permission to copy, scrape, download, retransmit, redistribute, reproduce, republish, duplicate, modify or make public for commercial use this copyright protected content, in any form, without the express written permission of Enverus.*



EnergyLink can provide this data in Excel, CDEX, or any other requested format.  
Visit <https://app.energylink.com/Features> to find out more information or call EnergyLink Support at 1-888-573-3364.



		Type	Production Date	Property Values				Owner Share			
				BTU	Volume	Price	Value	Owner Interest	Distribution Interest	Volume	Value
Property:	16554	BIG EL 45-04 B 2MS, State: TX, County: HOWARD									
OIL SALES		NON PARTICIPATING ROYALTY	Feb 23	7,184.70	76.92	552,676.09	0.00200422	0.00200422	14.40	1,107.68	
		Net Price: 76.9241									
		SEVERANCE TAX	Feb 23			(25,468.00)	0.00200422	0.00200408		(51.04)	
		NON PARTICIPATING ROYALTY	Mar 23	17,676.70	74.78	1,321,863.22	0.00200422	0.00200422	35.43	2,649.30	
		Net Price: 74.7800									
		SEVERANCE TAX	Mar 23			(60,916.19)	0.00200422	0.00200423		(122.09)	
		NON PARTICIPATING ROYALTY	Apr 23	19,790.53	80.30	1,589,246.19	0.00200422	0.00200422	39.66	3,185.20	
		Net Price: 80.3033									
		SEVERANCE TAX	Apr 23			(73,229.02)	0.00200422	0.00200426		(146.77)	
		NON PARTICIPATING ROYALTY	May 23	(12,481.17)	71.88	(897,187.27)	0.00200422	0.00200422	(25.02)	(1,798.16)	
		Net Price: 71.8833									
		SEVERANCE TAX	May 23			41,348.62	0.00200422	0.00200418		82.87	
		NON PARTICIPATING ROYALTY	May 23	12,481.17	71.88	897,187.27	0.00200422	0.00200422	25.02	1,798.16	
		Net Price: 71.8833									
		SEVERANCE TAX	May 23			(41,348.62)	0.00200422	0.00200418		(82.87)	
		NON PARTICIPATING ROYALTY	Jul 23	13,467.03	76.63	1,032,026.42	0.00200422	0.00200422	26.99	2,068.41	
		Net Price: 76.6336									
		SEVERANCE TAX	Jul 23			(47,557.39)	0.00200422	0.00200432		(95.32)	
		Total OIL SALES								116.48	8,595.37

Represented Unit of Measure: Gas = MCFs, Plant Products = GALs, Oil = BBLs

Generated on Tuesday, October 31, 2023 1:00 PM

© 2023 Enverus. All rights reserved. Unauthorized use prohibited.



	Type	Production Date	Property Values				Owner Share			
			BTU	Volume	Price	Value	Owner Interest	Distribution Interest	Volume	Value
PLANT PRODUCTS	NON PARTICIPATING ROYALTY	Jul 23		122,953.42	0.55	67,877.03	0.00200422	0.00200422	246.43	136.04
	Net Price: 0.3877									
	MARKETING	Jul 23				194.91	0.00200422	0.00200092		0.39
	OTHER DEDUCTS	Jul 23				(20,204.88)	0.00200422	0.00200422		(40.49)
	PRODUCTION TAX	Jul 23				(10.89)	0.00200422	0.00183655		(0.02)
	SEVERANCE TAX	Jul 23				(3,575.41)	0.00200422	0.00200536		(7.17)
						Total PLANT PRODUCTS		246.43	88.75	
RESIDUE	NON PARTICIPATING ROYALTY	Jul 23	0.9677	15,867.77	1.73	27,449.97	0.00200422	0.00200422	31.80	55.02
	Net Price: 1.2150									
	MARKETING	Jul 23				78.81	0.00200422	0.00203020		0.16
	OTHER DEDUCTS	Jul 23				(8,171.00)	0.00200422	0.00200422		(16.38)
	PRODUCTION TAX	Jul 23				(4.40)	0.00200422	0.00227273		(0.01)
	SEVERANCE TAX	Jul 23				(1,445.92)	0.00200422	0.00200564		(2.90)
						Total RESIDUE		31.80	35.89	
						Total Property			8,720.01	

# Revenue Statement

Owner	Operator	Check
	VITAL ENERGY, INC. (FORMERLY LAREDO PETROLEUM) 521 E 2ND ST STE 1000 TULSA, OK 74120-1852 (918) 513-4570	<div>Check Number 856915</div> <div>Check Amount</div> <div>Check Date September 25, 2023</div>

**Copyright Notice**  
 © 2023 Enverus. All rights reserved. Unauthorized use prohibited.  
*Data, reports, user interface, software and other content which is accessed by users through EnergyLink constitutes copyright protected content owned by Enverus. Any unauthorized copying, scraping, downloading, retransmission, redistribution, reproduction, republishing or other duplication or modification of copyright protected content is a violation of Canadian and US federal copyright laws and may be subject to legal action. Other than downloading of PDF copies of processed invoices for use in an unmodified format by authorized users, no one has permission to copy, scrape, download, retransmit, redistribute, reproduce, republish, duplicate, modify or make public for commercial use this copyright protected content, in any form, without the express written permission of Enverus.*



EnergyLink can provide this data in Excel, CDEX, or any other requested format.  
 Visit <https://app.energylink.com/Features> to find out more information or call EnergyLink Support at 1-888-573-3364.



		Property Values				Owner Share			
Type	Production Date	BTU	Volume	Price	Value	Owner Interest	Distribution Interest	Volume	Value
Property: 16555		BIG EL 45-04 D 4MS, State: TX, County: HOWARD							
OIL SALES									
NON PARTICIPATING ROYALTY	Jul 23	13,563.89	76.63	1,039,449.35	0.00201675	0.00201675	27.35	2,096.31	
Net Price: 76.6336									
SEVERANCE TAX	Jul 23			(47,899.45)	0.00201675	0.00201673		(96.60)	
						Total OIL SALES		27.35	1,999.71
PLANT PRODUCTS									
NON PARTICIPATING ROYALTY	Jul 23	135,662.35	0.55	74,893.07	0.00201675	0.00201675	273.60	151.04	
Net Price: 0.3882									
MARKETING	Jul 23			215.05	0.00201675	0.00199954		0.43	
OTHER DEDUCTS	Jul 23			(22,234.06)	0.00201675	0.00201675		(44.84)	
PRODUCTION TAX	Jul 23			(12.01)	0.00201675	0.00166528		(0.02)	
SEVERANCE TAX	Jul 23			(3,949.43)	0.00201675	0.00201801		(7.97)	
						Total PLANT PRODUCTS		273.60	98.64
RESIDUE									
NON PARTICIPATING ROYALTY	Jul 23	0.9677	17,507.92	1.73	30,287.31	0.00201675	0.00201675	35.31	61.08
Net Price: 1.2163									
MARKETING	Jul 23			86.96	0.00201675	0.00206992		0.18	
OTHER DEDUCTS	Jul 23			(8,991.63)	0.00201675	0.00201675		(18.13)	
PRODUCTION TAX	Jul 23			(4.87)	0.00201675	0.00205339		(0.01)	
SEVERANCE TAX	Jul 23			(1,597.17)	0.00201675	0.00201607		(3.22)	

Represented Unit of Measure: Gas = MCFs, Plant Products = GALs, Oil = BBLs

Generated on Tuesday, October 31, 2023 1:01 PM

© 2023 Enverus. All rights reserved. Unauthorized use prohibited.

Type	Production Date	Property Values				Owner Share			
		BTU	Volume	Price	Value	Owner Interest	Distribution Interest	Volume	Value
						Total RESIDUE		35.31	39.90
						Total Property			2,138.25

# Revenue Statement

Owner	Operator	Check
	VITAL ENERGY, INC. (FORMERLY LAREDO PETROLEUM) 521 E 2ND ST STE 1000 TULSA, OK 74120-1860 (918) 513-4570	Check Number 851889 Check Amount Check Date August 25, 2023

**Copyright Notice**  
© 2023 Enverus. All rights reserved. Unauthorized use prohibited.  
*Data, reports, user interface, software and other content which is accessed by users through EnergyLink constitutes copyright protected content owned by Enverus. Any unauthorized copying, scraping, downloading, retransmission, redistribution, reproduction, republishing or other duplication or modification of copyright protected content is a violation of Canadian and US federal copyright laws and may be subject to legal action. Other than downloading of PDF copies of processed invoices for use in an unmodified format by authorized users, no one has permission to copy, scrape, download, retransmit, redistribute, reproduce, republish, duplicate, modify or make public for commercial use this copyright protected content, in any form, without the express written permission of Enverus.*



EnergyLink can provide this data in Excel, CDEX, or any other requested format.  
Visit <https://app.energylink.com/Features> to find out more information or call EnergyLink Support at 1-888-573-3364.



Type		Production Date	Property Values				Owner Share			
			BTU	Volume	Price	Value	Owner Interest	Distribution Interest	Volume	Value
<b>Property: 15862</b>		<b>BIG EL 45-04 1AH, State: TX, County: HOWARD</b>								
OIL SALES										
	ROYALTY INTEREST	Jun 23		720.22	70.70	50,928.81	0.00004923	0.00004923	0.04	2.51
	Net Price: 70.7127									
	SEVERANCE TAX	Jun 23				(2,347.23)	0.00004923	0.00005112		(0.12)
	ROYALTY INTEREST	Jun 23		720.22	70.71	50,928.81	0.00211880	0.00211880	1.53	107.91
	Net Price: 70.7127									
	SEVERANCE TAX	Jun 23				(2,347.23)	0.00211880	0.00211739		(4.97)
							<b>Total OIL SALES</b>		<b>1.57</b>	<b>105.33</b>
PLANT PRODUCTS										
	ROYALTY INTEREST	Jun 23		124.31	0.49	59.93	0.00211880	0.00211880	0.26	0.13
	Net Price: 0.3054									
	OTHER DEDUCTS	Jun 23				(21.97)	0.00211880	0.00211880		(0.05)
	SEVERANCE TAX	Jun 23				(2.85)	0.00211880	0.00350877		(0.01)
							<b>Total PLANT PRODUCTS</b>		<b>0.26</b>	<b>0.07</b>
RESIDUE										
	ROYALTY INTEREST	Jun 23	0.9910	15.70	1.50	21.12	0.00211880	0.00211880	0.03	0.05
	Net Price: 0.8521									
	OTHER DEDUCTS	Jun 23				(7.74)	0.00211880	0.00211880		(0.01)
							<b>Total RESIDUE</b>		<b>0.03</b>	<b>0.04</b>
							<b>Total Property</b>			<b>105.44</b>

Type	Production Date	Property Values				Owner Share			
		BTU	Volume	Price	Value	Owner Interest	Distribution Interest	Volume	Value

# Revenue Statement

## Owner

## Operator

VITAL ENERGY, INC.  
(FORMERLY LAREDO PETROLEUM)  
521 E 2ND ST STE 1000  
TULSA, OK 74120-1860  
(918) 513-4570

## Check

Check Number 851889  
Check Amount  
Check Date August 25, 2023

## Copyright Notice

© 2023 Enverus. All rights reserved. Unauthorized use prohibited.

**Data, reports, user interface, software and other content which is accessed by users through EnergyLink constitutes copyright protected content owned by Enverus. Any unauthorized copying, scraping, downloading, retransmission, redistribution, reproduction, republishing or other duplication or modification of copyright protected content is a violation of Canadian and US federal copyright laws and may be subject to legal action. Other than downloading of PDF copies of processed invoices for use in an unmodified format by authorized users, no one has permission to copy, scrape, download, retransmit, redistribute, reproduce, republish, duplicate, modify or make public for commercial use this copyright protected content, in any form, without the express written permission of Enverus.**



EnergyLink can provide this data in Excel, CDEX, or any other requested format.  
Visit <https://app.energylink.com/Features> to find out more information or call EnergyLink Support at 1-888-573-3364.



		Type	Production Date	Property Values				Owner Share			
				BTU	Volume	Price	Value	Owner Interest	Distribution Interest	Volume	Value
Property:	15863	BIG EL 45-04 1SH, State: TX, County: HOWARD									
OIL SALES											
	ROYALTY INTEREST	Jun 23		4,943.68	70.71	349,580.77	0.00211880	0.00211880	10.47	740.69	
	Net Price: 70.7127										
	SEVERANCE TAX	Jun 23				(16,111.61)	0.00211880	0.00211897		(34.14)	
	ROYALTY INTEREST	Jun 23		4,943.68	70.71	349,580.77	0.00004923	0.00004923	0.24	17.21	
	Net Price: 70.7127										
	SEVERANCE TAX	Jun 23				(16,111.61)	0.00004923	0.00004903		(0.79)	
							Total OIL SALES		10.71	722.97	
PLANT PRODUCTS											
	ROYALTY INTEREST	Jun 23		35,092.17	0.48	16,916.53	0.00004923	0.00004923	1.73	0.83	
	Net Price: 0.3054										
	OTHER DEDUCTS	Jun 23				(6,200.17)	0.00004923	0.00004923		(0.31)	
	SEVERANCE TAX	Jun 23				(803.72)	0.00004923	0.00004977		(0.04)	
	ROYALTY INTEREST	Jun 23		35,092.17	0.48	16,916.53	0.00211880	0.00211880	74.35	35.84	
	Net Price: 0.3054										
	MARKETING	Jun 23				56.25	0.00211880	0.00213333		0.12	
	OTHER DEDUCTS	Jun 23				(6,200.17)	0.00211880	0.00211880		(13.14)	
	PRODUCTION TAX	Jun 23				(3.13)	0.00211880	0.00319489		(0.01)	
	SEVERANCE TAX	Jun 23				(803.72)	0.00211880	0.00211516		(1.70)	
							Total PLANT PRODUCTS		76.08	21.59	

Represented Unit of Measure: Gas = MCFs, Plant Products = GALs, Oil = BBLs

Generated on Tuesday, October 31, 2023 1:00 PM

© 2023 Enverus. All rights reserved. Unauthorized use prohibited.

		Property Values				Owner Share				
Type	Production Date	BTU	Volume	Price	Value	Owner Interest	Distribution Interest	Volume	Value	
RESIDUE	ROYALTY INTEREST	Jun 23	0.9927	4,432.39	1.33	5,962.35	0.00004923	0.00004923	0.22	0.29
	Net Price: 0.8521									
	OTHER DEDUCTS	Jun 23				(2,185.30)	0.00004923	0.00004923		(0.10)
	SEVERANCE TAX	Jun 23				(283.28)	0.00004923	0.00003530		(0.01)
	ROYALTY INTEREST	Jun 23	0.9929	4,432.39	1.34	5,962.35	0.00211880	0.00211880	9.39	12.63
	Net Price: 0.8521									
	MARKETING	Jun 23				19.83	0.00211880	0.00201715		0.04
	OTHER DEDUCTS	Jun 23				(2,185.30)	0.00211880	0.00211880		(4.63)
	SEVERANCE TAX	Jun 23				(283.28)	0.00211880	0.00211805		(0.60)
							Total RESIDUE		9.61	7.62
						Total Property			752.18	

# Revenue Statement

Owner	Operator	Check
	VITAL ENERGY, INC. (FORMERLY LAREDO PETROLEUM) 521 E 2ND ST STE 1000 TULSA, OK 74120-1860 (918) 513-4570	Check Number 851889 Check Amount Check Date August 25, 2023

**Copyright Notice**  
 © 2023 Enverus. All rights reserved. Unauthorized use prohibited.  
*Data, reports, user interface, software and other content which is accessed by users through EnergyLink constitutes copyright protected content owned by Enverus. Any unauthorized copying, scraping, downloading, retransmission, redistribution, reproduction, republishing or other duplication or modification of copyright protected content is a violation of Canadian and US federal copyright laws and may be subject to legal action. Other than downloading of PDF copies of processed invoices for use in an unmodified format by authorized users, no one has permission to copy, scrape, download, retransmit, redistribute, reproduce, republish, duplicate, modify or make public for commercial use this copyright protected content, in any form, without the express written permission of Enverus.*



EnergyLink can provide this data in Excel, CDEX, or any other requested format.  
 Visit <https://app.energylink.com/Features> to find out more information or call EnergyLink Support at 1-888-573-3364.



		Property Values				Owner Share			
Type	Production Date	BTU	Volume	Price	Value	Owner Interest	Distribution Interest	Volume	Value
Property: 16519		BIG EL 45-04 C 3SA, State: TX, County: HOWARD							
OIL SALES									
NON PARTICIPATING ROYALTY	Jun 23	15,548.17	70.58	1,097,336.06		0.00199629	0.00199629	31.04	2,190.60
Net Price: 70.5765									
SEVERANCE TAX	Jun 23			(50,574.63)		0.00199629	0.00199626		(100.96)
						Total OIL SALES		31.04	2,089.64
PLANT PRODUCTS									
NON PARTICIPATING ROYALTY	Jun 23	91,230.00	0.47	43,259.93		0.00199629	0.00199629	182.12	86.36
Net Price: 0.3054									
MARKETING	Jun 23			144.87		0.00199629	0.00200180		0.29
OTHER DEDUCTS	Jun 23			(15,401.50)		0.00199629	0.00199629		(30.75)
PRODUCTION TAX	Jun 23			(8.11)		0.00199629	0.00246609		(0.02)
SEVERANCE TAX	Jun 23			(2,089.39)		0.00199629	0.00199580		(4.17)
						Total PLANT PRODUCTS		182.12	51.71
RESIDUE									
NON PARTICIPATING ROYALTY	Jun 23	0.9817	11,149.91	1.33	14,829.59	0.00199629	0.00199629	22.26	29.60
Net Price: 0.8565									
MARKETING	Jun 23			49.66		0.00199629	0.00201369		0.10
OTHER DEDUCTS	Jun 23			(5,279.65)		0.00199629	0.00199629		(10.54)
PRODUCTION TAX	Jun 23			(2.77)		0.00199629	0.00361011		(0.01)
SEVERANCE TAX	Jun 23			(716.24)		0.00199629	0.00199654		(1.43)



Type	Production Date	Property Values				Owner Share			
		BTU	Volume	Price	Value	Owner Interest	Distribution Interest	Volume	Value
							Total RESIDUE	22.26	17.72
							Total Property		2,159.07

# Revenue Statement

Owner	Operator	Check
	VITAL ENERGY, INC. (FORMERLY LAREDO PETROLEUM) 521 E 2ND ST STE 1000 TULSA, OK 74120-1860 (918) 513-4570	Check Number 851889 Check Amount Check Date August 25, 2023

**Copyright Notice**  
 © 2023 Enverus. All rights reserved. Unauthorized use prohibited.  
*Data, reports, user interface, software and other content which is accessed by users through EnergyLink constitutes copyright protected content owned by Enverus. Any unauthorized copying, scraping, downloading, retransmission, redistribution, reproduction, republishing or other duplication or modification of copyright protected content is a violation of Canadian and US federal copyright laws and may be subject to legal action. Other than downloading of PDF copies of processed invoices for use in an unmodified format by authorized users, no one has permission to copy, scrape, download, retransmit, redistribute, reproduce, republish, duplicate, modify or make public for commercial use this copyright protected content, in any form, without the express written permission of Enverus.*



EnergyLink can provide this data in Excel, CDEX, or any other requested format.  
 Visit <https://app.energylink.com/Features> to find out more information or call EnergyLink Support at 1-888-573-3364.



			Property Values				Owner Share			
Type		Production Date	BTU	Volume	Price	Value	Owner Interest	Distribution Interest	Volume	Value
Property: 16520		BIG EL 45-04 C 3SS, State: TX, County: HOWARD								
OIL SALES										
	NON PARTICIPATING ROYALTY	Jun 23		12,534.37	70.58	884,632.43	0.00199605	0.00199605	25.02	1,765.77
	Net Price: 70.5765									
	SEVERANCE TAX	Jun 23				(40,771.43)	0.00199605	0.00199601		(81.38)
							Total OIL SALES		25.02	1,684.39
PLANT PRODUCTS										
	NON PARTICIPATING ROYALTY	Jun 23		120,805.38	0.47	57,284.13	0.00199605	0.00199605	241.13	114.34
	Net Price: 0.3088									
	MARKETING	Jun 23				191.84	0.00199605	0.00198082		0.38
	OTHER DEDUCTS	Jun 23				(19,974.45)	0.00199605	0.00199605		(39.88)
	PRODUCTION TAX	Jun 23				(10.72)	0.00199605	0.00186567		(0.02)
	SEVERANCE TAX	Jun 23				(2,798.23)	0.00199605	0.00199769		(5.59)
							Total PLANT PRODUCTS		241.13	69.23
RESIDUE										
	NON PARTICIPATING ROYALTY	Jun 23	0.9817	14,764.54	1.33	19,637.11	0.00199605	0.00199605	29.47	39.20
	Net Price: 0.8663									
	MARKETING	Jun 23				65.76	0.00199605	0.00197689		0.13
	OTHER DEDUCTS	Jun 23				(6,847.28)	0.00199605	0.00199605		(13.68)
	PRODUCTION TAX	Jun 23				(3.68)	0.00199605	0.00271739		(0.01)
	SEVERANCE TAX	Jun 23				(959.24)	0.00199605	0.00200159		(1.92)

Represented Unit of Measure: Gas = MCFs, Plant Products = GALs, Oil = BBLs

Generated on Tuesday, October 31, 2023 1:00 PM

© 2023 Enverus. All rights reserved. Unauthorized use prohibited.

Type	Production Date	Property Values				Owner Share			
		BTU	Volume	Price	Value	Owner Interest	Distribution Interest	Volume	Value
							Total RESIDUE	29.47	23.72
							Total Property		1,777.34

# Revenue Statement

Owner	Operator	Check
	VITAL ENERGY, INC. (FORMERLY LAREDO PETROLEUM) 521 E 2ND ST STE 1000 TULSA, OK 74120-1860 (918) 513-4570	Check Number 851889 Check Amount Check Date August 25, 2023

**Copyright Notice**  
 © 2023 Enverus. All rights reserved. Unauthorized use prohibited.  
*Data, reports, user interface, software and other content which is accessed by users through EnergyLink constitutes copyright protected content owned by Enverus. Any unauthorized copying, scraping, downloading, retransmission, redistribution, reproduction, republishing or other duplication or modification of copyright protected content is a violation of Canadian and US federal copyright laws and may be subject to legal action. Other than downloading of PDF copies of processed invoices for use in an unmodified format by authorized users, no one has permission to copy, scrape, download, retransmit, redistribute, reproduce, republish, duplicate, modify or make public for commercial use this copyright protected content, in any form, without the express written permission of Enverus.*



EnergyLink can provide this data in Excel, CDEX, or any other requested format.  
 Visit <https://app.energylink.com/Features> to find out more information or call EnergyLink Support at 1-888-573-3364.



		Property Values				Owner Share			
Type	Production Date	BTU	Volume	Price	Value	Owner Interest	Distribution Interest	Volume	Value
Property: 16521		BIG EL 45-04 D 4SA, State: TX, County: HOWARD							
OIL SALES									
NON PARTICIPATING ROYALTY	Jun 23		13,254.55	70.58	935,459.66	0.00201005	0.00201005	26.64	1,880.32
Net Price: 70.5765									
SEVERANCE TAX	Jun 23				(43,113.98)	0.00201005	0.00201002		(86.66)
						Total OIL SALES		26.64	1,793.66
PLANT PRODUCTS									
NON PARTICIPATING ROYALTY	Jun 23		107,486.51	0.47	50,968.50	0.00201005	0.00201005	216.05	102.45
Net Price: 0.3078									
MARKETING	Jun 23				170.69	0.00201005	0.00199192		0.34
OTHER DEDUCTS	Jun 23				(17,882.08)	0.00201005	0.00201005		(35.94)
PRODUCTION TAX	Jun 23				(9.54)	0.00201005	0.00209644		(0.02)
SEVERANCE TAX	Jun 23				(2,481.48)	0.00201005	0.00201090		(4.99)
						Total PLANT PRODUCTS		216.05	61.84
RESIDUE									
NON PARTICIPATING ROYALTY	Jun 23	0.9817	13,136.74	1.33	17,472.11	0.00201005	0.00201005	26.41	35.12
Net Price: 0.8634									
MARKETING	Jun 23				58.51	0.00201005	0.00205093		0.12
OTHER DEDUCTS	Jun 23				(6,130.01)	0.00201005	0.00201005		(12.33)
PRODUCTION TAX	Jun 23				(3.27)	0.00201005	0.00305810		(0.01)
SEVERANCE TAX	Jun 23				(850.65)	0.00201005	0.00201023		(1.71)

Represented Unit of Measure: Gas = MCFs, Plant Products = GALs, Oil = BBLs

Generated on Tuesday, October 31, 2023 1:00 PM

© 2023 Enverus. All rights reserved. Unauthorized use prohibited.

Type	Production Date	Property Values				Owner Share			
		BTU	Volume	Price	Value	Owner Interest	Distribution Interest	Volume	Value
							Total RESIDUE	26.41	21.19
							Total Property		1,876.69

# Revenue Statement

## Owner

## Operator

VITAL ENERGY, INC.  
(FORMERLY LAREDO PETROLEUM)  
521 E 2ND ST STE 1000  
TULSA, OK 74120-1860  
(918) 513-4570

## Check

Check Number 851889  
Check Amount  
Check Date August 25, 2023

## Copyright Notice

© 2023 Enverus. All rights reserved. Unauthorized use prohibited.

*Data, reports, user interface, software and other content which is accessed by users through EnergyLink constitutes copyright protected content owned by Enverus. Any unauthorized copying, scraping, downloading, retransmission, redistribution, reproduction, republishing or other duplication or modification of copyright protected content is a violation of Canadian and US federal copyright laws and may be subject to legal action. Other than downloading of PDF copies of processed invoices for use in an unmodified format by authorized users, no one has permission to copy, scrape, download, retransmit, redistribute, reproduce, republish, duplicate, modify or make public for commercial use this copyright protected content, in any form, without the express written permission of Enverus.*



EnergyLink can provide this data in Excel, CDEX, or any other requested format.  
Visit <https://app.energylink.com/Features> to find out more information or call EnergyLink Support at 1-888-573-3364.



		Type	Production Date	Property Values				Owner Share			
				BTU	Volume	Price	Value	Owner Interest	Distribution Interest	Volume	Value
Property:	16522	BIG EL 45-04 D 4SS, State: TX, County: HOWARD									
OIL SALES		NON PARTICIPATING ROYALTY	Jun 23	12,043.06	70.58	849,957.50	0.00200422	0.00200422	24.14	1,703.50	
		Net Price: 70.5765									
		SEVERANCE TAX	Jun 23			(39,173.31)	0.00200422	0.00200417		(78.51)	
							Total OIL SALES		24.14	1,624.99	
PLANT PRODUCTS		NON PARTICIPATING ROYALTY	Jun 23	164,069.82	0.47	77,799.50	0.00200422	0.00200422	328.83	155.93	
		Net Price: 0.3104									
		MARKETING	Jun 23			260.53	0.00200422	0.00199593		0.52	
		OTHER DEDUCTS	Jun 23			(26,866.72)	0.00200422	0.00200422		(53.85)	
		PRODUCTION TAX	Jun 23			(14.56)	0.00200422	0.00206044		(0.03)	
		SEVERANCE TAX	Jun 23			(3,819.96)	0.00200422	0.00200526		(7.66)	
							Total PLANT PRODUCTS		328.83	94.91	
RESIDUE		NON PARTICIPATING ROYALTY	Jun 23	0.9817	20,052.22	1.33	26,669.81	0.00200422	0.00200422	40.19	53.45
		Net Price: 0.8707									
		MARKETING	Jun 23			89.32	0.00200422	0.00201523		0.18	
		OTHER DEDUCTS	Jun 23			(9,209.96)	0.00200422	0.00200422		(18.46)	
		PRODUCTION TAX	Jun 23			(5.00)	0.00200422	0.00200000		(0.01)	
		SEVERANCE TAX	Jun 23			(1,309.49)	0.00200422	0.00200078		(2.62)	

Represented Unit of Measure: Gas = MCFs, Plant Products = GALs, Oil = BBLs

Generated on Tuesday, October 31, 2023 1:00 PM

© 2023 Enverus. All rights reserved. Unauthorized use prohibited.

Type	Production Date	Property Values				Owner Share			
		BTU	Volume	Price	Value	Owner Interest	Distribution Interest	Volume	Value
							Total RESIDUE	40.19	32.54
							Total Property		1,752.44

# Revenue Statement

Owner	Operator	Check
	VITAL ENERGY, INC. (FORMERLY LAREDO PETROLEUM) 521 E 2ND ST STE 1000 TULSA, OK 74120-1860 (918) 513-4570	Check Number 851889 Check Amount Check Date August 25, 2023

**Copyright Notice**  
 © 2023 Enverus. All rights reserved. Unauthorized use prohibited.  
*Data, reports, user interface, software and other content which is accessed by users through EnergyLink constitutes copyright protected content owned by Enverus. Any unauthorized copying, scraping, downloading, retransmission, redistribution, reproduction, republishing or other duplication or modification of copyright protected content is a violation of Canadian and US federal copyright laws and may be subject to legal action. Other than downloading of PDF copies of processed invoices for use in an unmodified format by authorized users, no one has permission to copy, scrape, download, retransmit, redistribute, reproduce, republish, duplicate, modify or make public for commercial use this copyright protected content, in any form, without the express written permission of Enverus.*



EnergyLink can provide this data in Excel, CDEX, or any other requested format.  
 Visit <https://app.energylink.com/Features> to find out more information or call EnergyLink Support at 1-888-573-3364.



		Property Values				Owner Share			
Type	Production Date	BTU	Volume	Price	Value	Owner Interest	Distribution Interest	Volume	Value
Property: 16554		BIG EL 45-04 B 2MS, State: TX, County: HOWARD							
OIL SALES									
NON PARTICIPATING ROYALTY	Jun 23	9,988.35	70.58	704,943.27		0.00200422	0.00200422	20.02	1,412.86
Net Price: 70.5765									
SEVERANCE TAX	Jun 23				(32,489.82)	0.00200422	0.00200432		(65.12)
						Total OIL SALES		20.02	1,347.74
PLANT PRODUCTS									
NON PARTICIPATING ROYALTY	Jun 23	100,412.54	0.47	47,614.16		0.00200422	0.00200422	201.25	95.43
Net Price: 0.3091									
MARKETING	Jun 23				159.45	0.00200422	0.00200690		0.32
OTHER DEDUCTS	Jun 23				(16,579.96)	0.00200422	0.00200422		(33.23)
PRODUCTION TAX	Jun 23				(8.92)	0.00200422	0.00224215		(0.02)
SEVERANCE TAX	Jun 23				(2,327.56)	0.00200422	0.00200639		(4.67)
						Total PLANT PRODUCTS		201.25	57.83
RESIDUE									
NON PARTICIPATING ROYALTY	Jun 23	0.9817	12,272.18	1.33	16,322.21	0.00200422	0.00200422	24.60	32.71
Net Price: 0.8669									
MARKETING	Jun 23				54.66	0.00200422	0.00201244		0.11
OTHER DEDUCTS	Jun 23				(5,683.63)	0.00200422	0.00200422		(11.39)
PRODUCTION TAX	Jun 23				(3.05)	0.00200422	0.00327869		(0.01)
SEVERANCE TAX	Jun 23				(797.89)	0.00200422	0.00200529		(1.60)

Represented Unit of Measure: Gas = MCFs, Plant Products = GALs, Oil = BBLs

Generated on Tuesday, October 31, 2023 1:00 PM

© 2023 Enverus. All rights reserved. Unauthorized use prohibited.



Type	Production Date	Property Values				Owner Share			
		BTU	Volume	Price	Value	Owner Interest	Distribution Interest	Volume	Value
							Total RESIDUE	24.60	19.82
							Total Property		1,425.39

# Revenue Statement

Owner	Operator	Check
	VITAL ENERGY, INC. (FORMERLY LAREDO PETROLEUM) 521 E 2ND ST STE 1000 TULSA, OK 74120-1860 (918) 513-4570	<div>Check Number 851889</div> <div>Check Amount</div> <div>Check Date August 25, 2023</div>

**Copyright Notice**  
 © 2023 Enverus. All rights reserved. Unauthorized use prohibited.  
*Data, reports, user interface, software and other content which is accessed by users through EnergyLink constitutes copyright protected content owned by Enverus. Any unauthorized copying, scraping, downloading, retransmission, redistribution, reproduction, republishing or other duplication or modification of copyright protected content is a violation of Canadian and US federal copyright laws and may be subject to legal action. Other than downloading of PDF copies of processed invoices for use in an unmodified format by authorized users, no one has permission to copy, scrape, download, retransmit, redistribute, reproduce, republish, duplicate, modify or make public for commercial use this copyright protected content, in any form, without the express written permission of Enverus.*



EnergyLink can provide this data in Excel, CDEX, or any other requested format.  
 Visit <https://app.energylink.com/Features> to find out more information or call EnergyLink Support at 1-888-573-3364.



		Property Values				Owner Share			
Type	Production Date	BTU	Volume	Price	Value	Owner Interest	Distribution Interest	Volume	Value
Property: 16555		BIG EL 45-04 D 4MS, State: TX, County: HOWARD							
OIL SALES									
NON PARTICIPATING ROYALTY	Jun 23	15,947.48	70.58	1,125,517.80		0.00201675	0.00201675	32.16	2,269.89
Net Price: 70.5765									
SEVERANCE TAX	Jun 23			(51,873.49)		0.00201675	0.00201683		(104.62)
						Total OIL SALES		32.16	2,165.27
PLANT PRODUCTS									
NON PARTICIPATING ROYALTY	Jun 23	143,562.75	0.47	68,075.34		0.00201675	0.00201675	289.53	137.29
Net Price: 0.3085									
MARKETING	Jun 23			227.97		0.00201675	0.00201781		0.46
OTHER DEDUCTS	Jun 23			(23,792.67)		0.00201675	0.00201675		(47.99)
PRODUCTION TAX	Jun 23			(12.75)		0.00201675	0.00235294		(0.03)
SEVERANCE TAX	Jun 23			(3,321.20)		0.00201675	0.00201734		(6.70)
						Total PLANT PRODUCTS		289.53	83.03
RESIDUE									
NON PARTICIPATING ROYALTY	Jun 23	0.9817	17,545.89	1.33	23,336.35	0.00201675	0.00201675	35.39	47.06
Net Price: 0.8652									
MARKETING	Jun 23			78.15		0.00201675	0.00204735		0.16
OTHER DEDUCTS	Jun 23			(8,156.17)		0.00201675	0.00201675		(16.45)
PRODUCTION TAX	Jun 23			(4.37)		0.00201675	0.00228833		(0.01)
SEVERANCE TAX	Jun 23			(1,138.51)		0.00201675	0.00202018		(2.30)

Represented Unit of Measure: Gas = MCFs, Plant Products = GALs, Oil = BBLs

Generated on Tuesday, October 31, 2023 1:00 PM

© 2023 Enverus. All rights reserved. Unauthorized use prohibited.

Type	Production Date	Property Values				Owner Share			
		BTU	Volume	Price	Value	Owner Interest	Distribution Interest	Volume	Value
							Total RESIDUE	35.39	28.46
							Total Property		2,276.76

# Revenue Statement

Owner	Operator	Check
	VITAL ENERGY, INC. (FORMERLY LAREDO PETROLEUM) 521 E 2ND ST STE 1000 TULSA, OK 74120-1860 (918) 513-4570	Check Number 851109 Check Amount Check Date July 25, 2023

**Copyright Notice**  
© 2023 Enverus. All rights reserved. Unauthorized use prohibited.  
*Data, reports, user interface, software and other content which is accessed by users through EnergyLink constitutes copyright protected content owned by Enverus. Any unauthorized copying, scraping, downloading, retransmission, redistribution, reproduction, republishing or other duplication or modification of copyright protected content is a violation of Canadian and US federal copyright laws and may be subject to legal action. Other than downloading of PDF copies of processed invoices for use in an unmodified format by authorized users, no one has permission to copy, scrape, download, retransmit, redistribute, reproduce, republish, duplicate, modify or make public for commercial use this copyright protected content, in any form, without the express written permission of Enverus.*



EnergyLink can provide this data in Excel, CDEX, or any other requested format.  
Visit <https://app.energylink.com/Features> to find out more information or call EnergyLink Support at 1-888-573-3364.



Type		Production Date	Property Values				Owner Share			
			BTU	Volume	Price	Value	Owner Interest	Distribution Interest	Volume	Value
Property:		15862	BIG EL 45-04 1AH, State: TX, County: HOWARD							
OIL SALES										
	ROYALTY INTEREST	May 23		496.15	72.02	35,733.09	0.00211880	0.00211880	1.05	75.71
	Net Price: 72.0211									
	SEVERANCE TAX	May 23				(1,646.82)	0.00211880	0.00211924		(3.49)
	ROYALTY INTEREST	May 23		496.15	72.13	35,733.09	0.00004923	0.00004923	0.02	1.76
	Net Price: 72.0211									
	SEVERANCE TAX	May 23				(1,646.82)	0.00004923	0.00004858		(0.08)
Total OIL SALES									1.07	73.90
Total Property										73.90

# Revenue Statement

Owner	Operator	Check
	VITAL ENERGY, INC. (FORMERLY LAREDO PETROLEUM) 521 E 2ND ST STE 1000 TULSA, OK 74120-1860 (918) 513-4570	Check Number 851109 Check Amount Check Date July 25, 2023

**Copyright Notice**  
© 2023 Enverus. All rights reserved. Unauthorized use prohibited.  
*Data, reports, user interface, software and other content which is accessed by users through EnergyLink constitutes copyright protected content owned by Enverus. Any unauthorized copying, scraping, downloading, retransmission, redistribution, reproduction, republishing or other duplication or modification of copyright protected content is a violation of Canadian and US federal copyright laws and may be subject to legal action. Other than downloading of PDF copies of processed invoices for use in an unmodified format by authorized users, no one has permission to copy, scrape, download, retransmit, redistribute, reproduce, republish, duplicate, modify or make public for commercial use this copyright protected content, in any form, without the express written permission of Enverus.*



EnergyLink can provide this data in Excel, CDEX, or any other requested format.  
Visit <https://app.energylink.com/Features> to find out more information or call EnergyLink Support at 1-888-573-3364.



Type		Production Date	Property Values				Owner Share			
			BTU	Volume	Price	Value	Owner Interest	Distribution Interest	Volume	Value
<b>Property: 15863</b>		<b>BIG EL 45-04 1SH, State: TX, County: HOWARD</b>								
OIL SALES										
	ROYALTY INTEREST	May 23	9,380.97	72.02	675,627.67		0.00004923	0.00004923	0.46	33.26
	Net Price: 72.0211									
	SEVERANCE TAX	May 23			(31,137.50)		0.00004923	0.00004914		(1.53)
	ROYALTY INTEREST	May 23	9,380.97	72.02	675,627.67		0.00211880	0.00211880	19.88	1,431.52
	Net Price: 72.0211									
	SEVERANCE TAX	May 23			(31,137.50)		0.00211880	0.00211867		(65.97)
							<b>Total OIL SALES</b>		<b>20.34</b>	<b>1,397.28</b>
PLANT PRODUCTS										
	ROYALTY INTEREST	May 23	56,967.58	0.57	32,794.06		0.00004923	0.00004923	2.80	1.61
	Net Price: 0.3855									
	OTHER DEDUCTS	May 23			(10,831.99)		0.00004923	0.00004923		(0.53)
	SEVERANCE TAX	May 23			(1,647.15)		0.00004923	0.00004857		(0.08)
	ROYALTY INTEREST	May 23	56,967.58	0.58	32,794.06		0.00211880	0.00211880	120.70	69.48
	Net Price: 0.3855									
	MARKETING	May 23			98.03		0.00211880	0.00214220		0.21
	OTHER DEDUCTS	May 23			(10,831.99)		0.00211880	0.00211880		(22.95)
	PRODUCTION TAX	May 23			(5.48)		0.00211880	0.00182482		(0.01)
	SEVERANCE TAX	May 23			(1,647.15)		0.00211880	0.00211881		(3.49)
							<b>Total PLANT PRODUCTS</b>		<b>123.50</b>	<b>44.24</b>

		Production Date	Property Values				Owner Share			
			BTU	Volume	Price	Value	Owner Interest	Distribution Interest	Volume	Value
RESIDUE	ROYALTY INTEREST	May 23	0.9914	6,884.60	1.03	7,133.33	0.00004923	0.00004923	0.34	0.35
	Net Price: 0.6939									
	OTHER DEDUCTS	May 23				(2,356.15)	0.00004923	0.00004923		(0.11)
	SEVERANCE TAX	May 23				(358.29)	0.00004923	0.00005582		(0.02)
	ROYALTY INTEREST	May 23	0.9913	6,884.60	1.04	7,133.33	0.00211880	0.00211880	14.59	15.11
	Net Price: 0.6939									
	MARKETING	May 23				21.32	0.00211880	0.00234522		0.05
	OTHER DEDUCTS	May 23				(2,356.15)	0.00211880	0.00211880		(5.00)
	SEVERANCE TAX	May 23				(358.29)	0.00211880	0.00212119		(0.76)
Total RESIDUE									14.93	9.62
Total Property										1,451.14

# Revenue Statement

Owner	Operator	Check
	VITAL ENERGY, INC. (FORMERLY LAREDO PETROLEUM) 521 E 2ND ST STE 1000 TULSA, OK 74120-1860 (918) 513-4570	Check Number 847251 Check Amount Check Date June 26, 2023

**Copyright Notice**  
© 2023 Enverus. All rights reserved. Unauthorized use prohibited.  
*Data, reports, user interface, software and other content which is accessed by users through EnergyLink constitutes copyright protected content owned by Enverus. Any unauthorized copying, scraping, downloading, retransmission, redistribution, reproduction, republishing or other duplication or modification of copyright protected content is a violation of Canadian and US federal copyright laws and may be subject to legal action. Other than downloading of PDF copies of processed invoices for use in an unmodified format by authorized users, no one has permission to copy, scrape, download, retransmit, redistribute, reproduce, republish, duplicate, modify or make public for commercial use this copyright protected content, in any form, without the express written permission of Enverus.*



EnergyLink can provide this data in Excel, CDEX, or any other requested format.  
Visit <https://app.energylink.com/Features> to find out more information or call EnergyLink Support at 1-888-573-3364.



		Production Date	Property Values				Owner Share			
Type			BTU	Volume	Price	Value	Owner Interest	Distribution Interest	Volume	Value
Property:	15862	BIG EL 45-04 1AH, State: TX, County: HOWARD								
OIL SALES										
	ROYALTY INTEREST	Apr 23		30.73	80.49	2,471.84	0.00211880	0.00211880	0.07	5.24
	Net Price: 80.4408									
	SEVERANCE TAX	Apr 23				(113.90)	0.00211880	0.00210711		(0.24)
	ROYALTY INTEREST	Apr 23		30.73	80.00	2,471.84	0.00004923	0.00004923	0.00	0.12
	Net Price: 80.4408									
	SEVERANCE TAX	Apr 23				(113.90)	0.00004923	0.00008780		(0.01)
							Total OIL SALES		0.07	5.11
							Total Property			5.11

# Revenue Statement

Owner	Operator	Check
	VITAL ENERGY, INC. (FORMERLY LAREDO PETROLEUM) 521 E 2ND ST STE 1000 TULSA, OK 74120-1860 (918) 513-4570	Check Number 847251 Check Amount Check Date June 26, 2023

**Copyright Notice**  
© 2023 Enverus. All rights reserved. Unauthorized use prohibited.  
*Data, reports, user interface, software and other content which is accessed by users through EnergyLink constitutes copyright protected content owned by Enverus. Any unauthorized copying, scraping, downloading, retransmission, redistribution, reproduction, republishing or other duplication or modification of copyright protected content is a violation of Canadian and US federal copyright laws and may be subject to legal action. Other than downloading of PDF copies of processed invoices for use in an unmodified format by authorized users, no one has permission to copy, scrape, download, retransmit, redistribute, reproduce, republish, duplicate, modify or make public for commercial use this copyright protected content, in any form, without the express written permission of Enverus.*



EnergyLink can provide this data in Excel, CDEX, or any other requested format.  
Visit <https://app.energylink.com/Features> to find out more information or call EnergyLink Support at 1-888-573-3364.



Type		Production Date	Property Values				Owner Share			
			BTU	Volume	Price	Value	Owner Interest	Distribution Interest	Volume	Value
<b>Property: 15863</b>		<b>BIG EL 45-04 1SH, State: TX, County: HOWARD</b>								
OIL SALES										
	ROYALTY INTEREST	Apr 23	4,709.60	80.42		378,843.87	0.00004923	0.00004923	0.23	18.65
	Net Price: 80.4407									
	SEVERANCE TAX	Apr 23				(17,456.25)	0.00004923	0.00004927		(0.86)
	ROYALTY INTEREST	Apr 23	4,709.60	80.44		378,843.87	0.00211880	0.00211880	9.98	802.69
	Net Price: 80.4407									
	SEVERANCE TAX	Apr 23				(17,456.25)	0.00211880	0.00211901		(36.99)
							<b>Total OIL SALES</b>		<b>10.21</b>	<b>783.49</b>
PLANT PRODUCTS										
	ROYALTY INTEREST	Apr 23	6,618.00	0.68		4,568.30	0.00004923	0.00004923	0.33	0.22
	Net Price: 0.4646									
	OTHER DEDUCTS	Apr 23				(1,493.49)	0.00004923	0.00004923		(0.07)
	SEVERANCE TAX	Apr 23				(230.62)	0.00004923	0.00004336		(0.01)
	ROYALTY INTEREST	Apr 23	6,618.00	0.69		4,568.30	0.00211880	0.00211880	14.02	9.68
	Net Price: 0.4646									
	MARKETING	Apr 23				13.51	0.00211880	0.00222058		0.03
	OTHER DEDUCTS	Apr 23				(1,493.49)	0.00211880	0.00211880		(3.17)
	SEVERANCE TAX	Apr 23				(230.62)	0.00211880	0.00212471		(0.49)
							<b>Total PLANT PRODUCTS</b>		<b>14.35</b>	<b>6.19</b>
RESIDUE										



Type	Production Date	Property Values				Owner Share			
		BTU	Volume	Price	Value	Owner Interest	Distribution Interest	Volume	Value
ROYALTY INTEREST	Apr 23	0.9977	865.45	0.47	385.43	0.00004923	0.00004923	0.04	0.02
Net Price: 0.2998									
ROYALTY INTEREST	Apr 23	0.9975	865.45	0.45	385.43	0.00211880	0.00211880	1.83	0.82
Net Price: 0.2998									
OTHER DEDUCTS	Apr 23				(126.00)	0.00211880	0.00211880		(0.27)
SEVERANCE TAX	Apr 23				(19.45)	0.00211880	0.00205656		(0.04)
Total RESIDUE								1.87	0.53
Total Property									790.21



***Production***





BIG EL 45-04 D

Lease #: 421057677

## Lease and Production Information

State	County	Operator				
TX	Howard	VITAL ENERGY, INC.				
Location		Meridan	Quarter Call	Formation	Horizontal	Production Months
API: 42-227-41663 { Sec: 45 · Blk: 32 T3N · Survey: T&P RR CO · Abstract: 297 }		42		SPRABERRY (TREND AREA)	Yes	9
API: 42-227-41664 { Sec: 45 · Blk: 32 T3N · Survey: T&P RR CO · Abstract: 297 }						
API: 42-227-41665 { Sec: 45 · Blk: 32 T3N · Survey: T&P RR CO · Abstract: 297 }						
		Oil	Gas			
First Prod Date	2023-01-01		2022-12-01			
Last Sale	2023-08-01		2023-08-01			
Daily Rate	940.71		2130.48			
MoM Change	-5848		-4721			
YoY Change	366115		472677			
Cumulative	366115		472677			

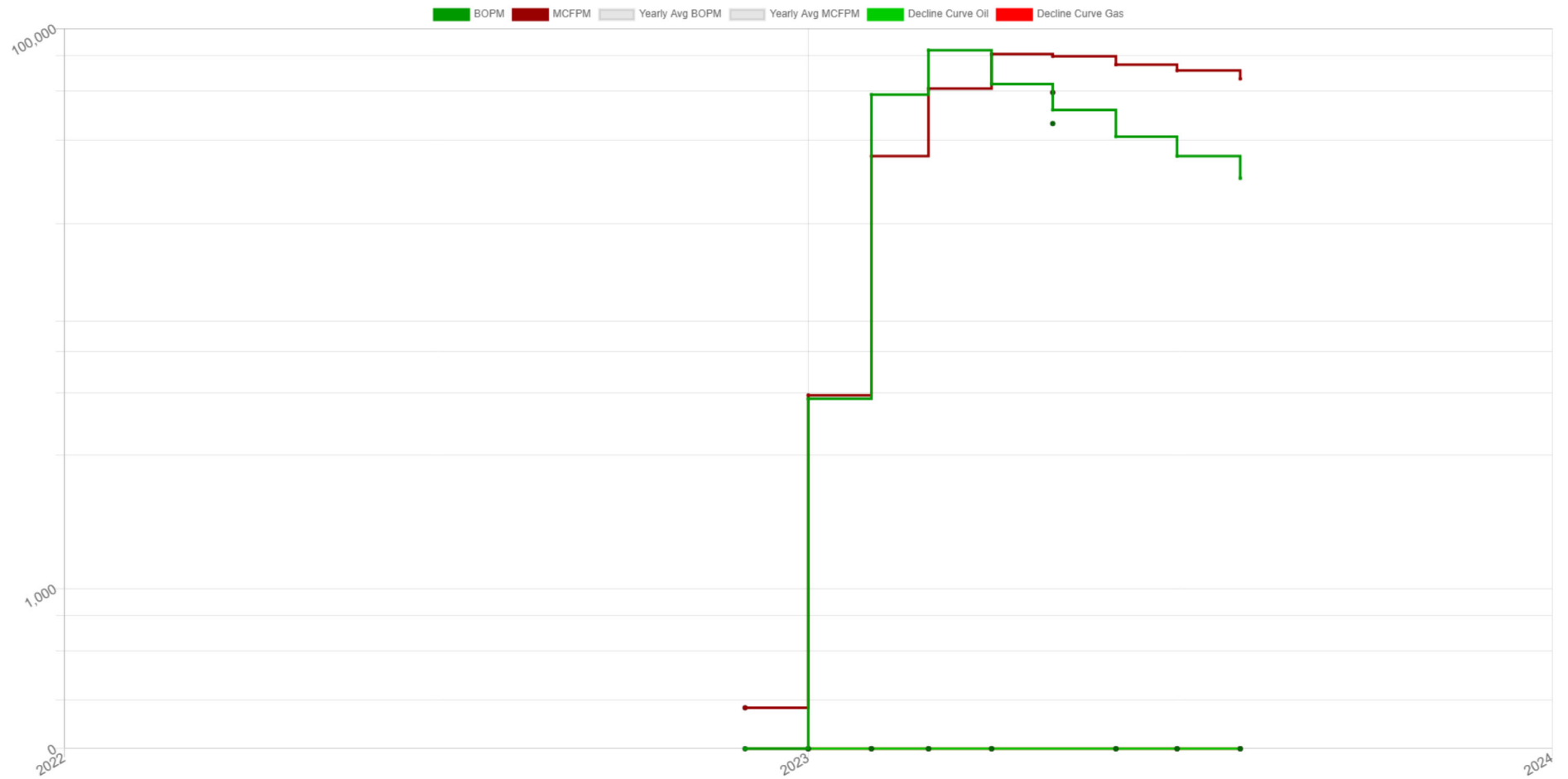
## Production Snapshot

Month	BOPM	MCFPM
12-2022		375
01-2023	4757	4898
02-2023	58048	34978
03-2023	83564	60937
04-2023	63299	80962
05-2023	51190	79503
06-2023	41085	74213
07-2023	35010	70766
08-2023	29162	66045
Average	45764	52520

## Annual Averages

Year	Avg BOPM	Avg MCFPM
2022		375
2023	45764	59038

# BIG EL 45-04 D - Production Plot



BIG EL 45-04 D

## Associated Wells

Total Well Count: 3

Well Name	API	Operator				Type	Status
BIG EL 45-04 D 4MS	4222741664	VITAL ENERGY INC.				O&G	SHUT IN
Location			Spot	Foot-NS	Foot-EW	Foot-ref	Zone
Sec: 45 · Blk: 32 T3N · Survey: T&P RR CO · Abstract: 297			555	277	N E	SPRABERRY (TREND AREA)	
Spud	Completion		First Production				
2022-12-11							
Elevation	MD	TV-TD	Cmpl-Top	Cmpl-Btm	PBTD	Drill-Dir	Lateral
2734		6570					
Prod Csg	csg 1: 13 3/8" @ 406' w/ 415 sx cmt toc @ 0 csg 2: 8 5/8" @ 7049' w/ 739 sx cmt multi stage @ 4020' toc @ 0 csg 3: 8 5/8" @ 7049' w/ 562 sx cmt toc @ 4020 csg 4: 5 1/2" @ 17003' w/ 1603 sx cmt toc @ 2022 csg 4: 5 1/2" @ 17003' w/ 1603 sx cmt toc @ 1400 tbg 1: 2 7/8" @ 5742'						

Well Name	API	Operator				Type	Status
BIG EL 45-04 D 4SA	4222741663	VITAL ENERGY INC.				O&G	PRODUCING
Location	Spot	Foot-NS	Foot-EW	Foot-ref	Zone		
Sec: 45 · Blk: 32 T3N · Survey: T&P RR CO · Abstract: 297		555	302	N E	SPRABERRY (TREND AREA)		
Spud	Completion	First Production					
2022-12-19							
Elevation	MD	TV-TD	Cmpl-Top	Cmpl-Btm	PBSD	Drill-Dir	Lateral
2734		7599					
Prod Csg	csg 1: 13 3/8" @ 406' w/ 415 sx cmt toc @ 0 csg 2: 8 5/8" @ 6612' w/ 632 sx cmt multi stage @ 2609' toc @ 609 csg 3: 8 5/8" @ 6612' w/ 800 sx cmt toc @ 2797 csg 4: 5 1/2" @ 18012' w/ 1778 sx cmt toc @ 0 csg 4: 5 1/2" @ 18012' w/ 1778 sx cmt toc @ 2007 tbg 1: 2 7/8" @ 6690'						

Well Name	API	Operator				Type	Status
BIG EL 45-04 D 4SS	4222741665	VITAL ENERGY INC.				O&G	SHUT IN
Location		Spot	Foot-NS	Foot-EW	Foot-ref	Zone	
Sec: 45 · Blk: 32 T3N · Survey: T&P RR CO · Abstract: 297			555	252	N E	SPRABERRY (TREND AREA)	
Spud	Completion		First Production				
	2022-12-05						
Elevation	MD	TV-TD	Cmpl-Top	Cmpl-Btm	PBTD	Drill-Dir	Lateral
2734		7280					

Prod Csg

csg 1: 8 5/8" @ 7524' w/ 664 sx cmt toc @ 4001

csg 1: 13 3/8" @ 385' w/ 415 sx cmt toc @ 0

csg 2: 8 5/8" @ 7524' w/ 739 sx cmt multi stage @ 3773' toc @ 0

csg 2: 5 1/2" @ 17736' w/ 1711 sx cmt toc @ 2100

csg 3: 8 5/8" @ 7524' w/ 664 sx cmt toc @ 4001

csg 3: 13 3/8" @ 385' w/ 415 sx cmt toc @ 0

csg 4: 5 1/2" @ 17736' w/ 1711 sx cmt toc @ 1960

csg 4: 8 5/8" @ 7524' w/ 739 sx cmt multi stage @ 3773' toc @ 0

tbg 1: 2 7/8" @ 6511'



BIG EL 45-04 C

Lease #: 421057675

## Lease and Production Information

State	County	Operator				
TX	Howard	VITAL ENERGY, INC.				
Location	Meridan		Quarter Call	Formation	Horizontal	Production Months
API: 42-227-41661 { Sec: 45 · Blk: 32 T3N · Survey: T&P RR CO · Abstract: 297 }		42		SPRABERRY (TREND AREA)	Yes	8
API: 42-227-41662 { Sec: 45 · Blk: 32 T3N · Survey: T&P RR CO · Abstract: 297 }						
		Oil		Gas		
First Prod Date	2023-01-01		2023-01-01			
Last Sale	2023-08-01		2023-08-01			
Daily Rate	803.42		1466.61			
MoM Change	289		8918			
YoY Change	267709		285715			
Cumulative	267709		285715			

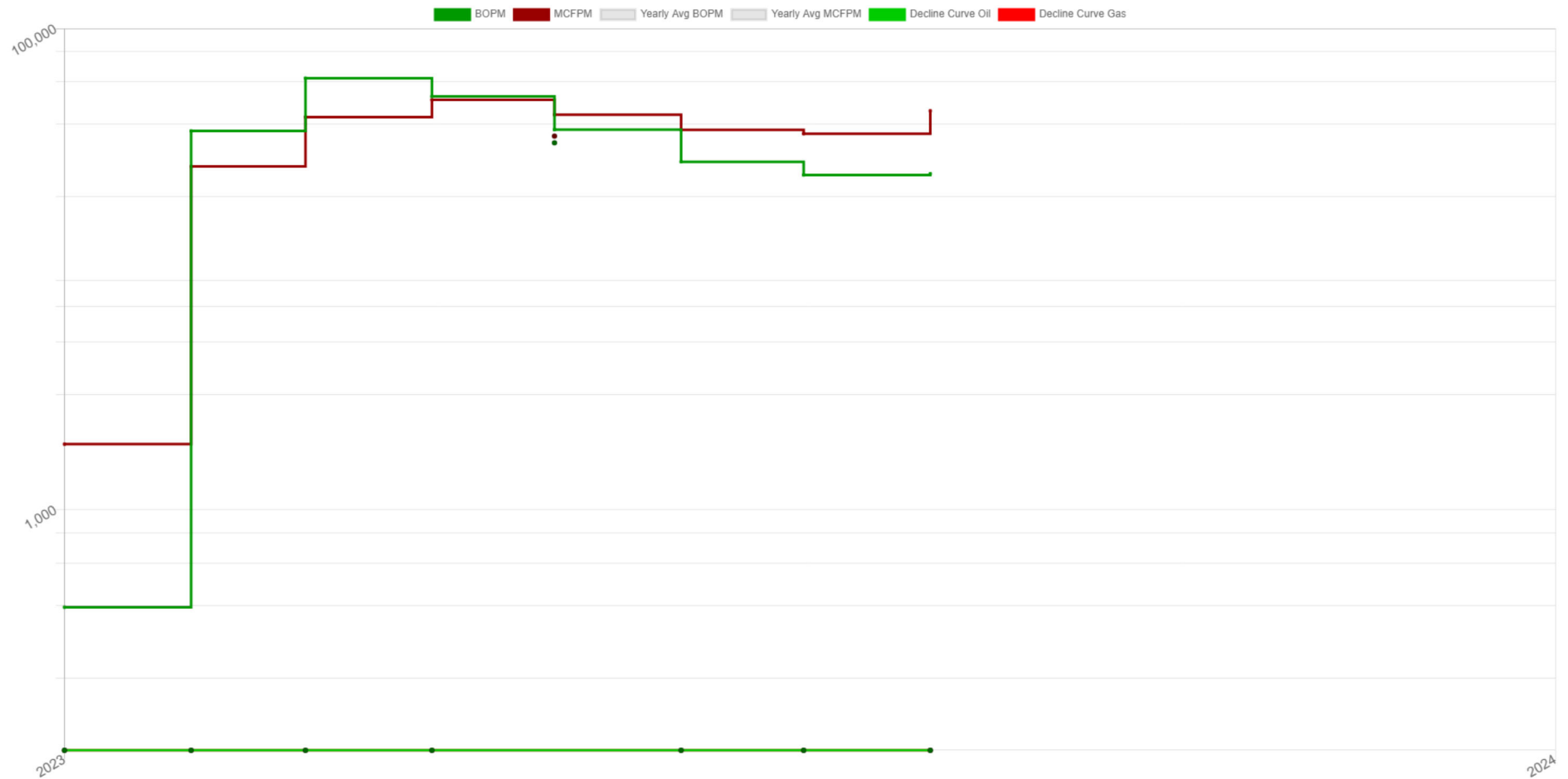
## Production Snapshot

Month	BOPM	MCFPM
01-2023	393	1873
02-2023	37510	26705
03-2023	62139	42850
04-2023	52199	50557
05-2023	38010	43814
06-2023	27935	37904
07-2023	24617	36547
08-2023	24906	45465
Average	33464	35714

## Annual Averages

Year	Avg BOPM	Avg MCFPM
2023	33464	35714

# BIG EL 45-04 C - Production Plot





BIG EL 45-04 C

## Associated Wells

Total Well Count: 2

Well Name	API	Operator			Type	Status	
BIG EL 45-04 C 3SA	4222741661	VITAL ENERGY INC.			O&G	PRODUCING	
Location	Spot	Foot-NS	Foot-EW	Foot-ref	Zone		
Sec: 45 · Blk: 32 T3N · Survey: T&P RR CO · Abstract: 297		555	352	N E	SPRABERRY (TREND AREA)		
Spud	Completion	First Production					
2023-01-15							
Elevation	MD	TV-TD	Cmpl-Top	Cmpl-Btm	PBSD	Drill-Dir	Lateral
2734		7627					
Prod Csg	csg 1: 13 3/8" @ 406' w/ 415 sx cmt toc @ 0 csg 2: 8 5/8" @ 8119' w/ 871 sx cmt multi stage @ 4006' toc @ 0 csg 3: 8 5/8" @ 8119' w/ 714 sx cmt toc @ 4305 csg 4: 5 1/2" @ 18120' w/ 1687 sx cmt toc @ 2000 csg 4: 5 1/2" @ 18120' w/ 1687 sx cmt toc @ 758 tbg 1: 2 7/8" @ 6762'						

Well Name	API	Operator				Type	Status
BIG EL 45-04 C 3SS	4222741662	VITAL ENERGY INC.				O&G	SHUT IN
Location	Spot	Foot-NS	Foot-EW	Foot-ref	Zone		
Sec: 45 · Blk: 32 T3N · Survey: T&P RR CO · Abstract: 297		555	327	N E	SPRABERRY (TREND AREA)		
Spud	Completion	First Production					
2023-01-10							
Elevation	MD	TV-TD	Cmpl-Top	Cmpl-Btm	PBTD	Drill-Dir	Lateral
2734		7303					
Prod Csg	csg 1: 13 3/8" @ 406' w/ 415 sx cmt toc @ 0 csg 2: 8 5/8" @ 7855' w/ 882 sx cmt multi stage @ 4011' toc @ 0 csg 3: 8 5/8" @ 7855' w/ 676 sx cmt toc @ 4500 csg 4: 5 1/2" @ 17825' w/ 1662 sx cmt toc @ 2000 csg 4: 5 1/2" @ 17825' w/ 1652 sx cmt toc @ 2384 tbq 1: 2 7/8" @ 6492'						



BIG EL 45-04 B

Lease #: 421057674

## Lease and Production Information

State	County	Operator				
TX	Howard	VITAL ENERGY, INC.				
Location		Meridan	Quarter Call	Formation	Horizontal	Production Months
API: 42-227-41658 { Sec: 45 · Blk: 32 T3N · Survey: T&P RR CO · Abstract: 297 }		42		SPRABERRY (TREND AREA)	Yes	8
		Oil		Gas		
First Prod Date	2023-02-01		2023-01-01			
Last Sale	2023-08-01		2023-08-01			
Daily Rate	341.71		752.03			
MoM Change	-2937		381			
YoY Change	91358		115696			
Cumulative	91358		115696			

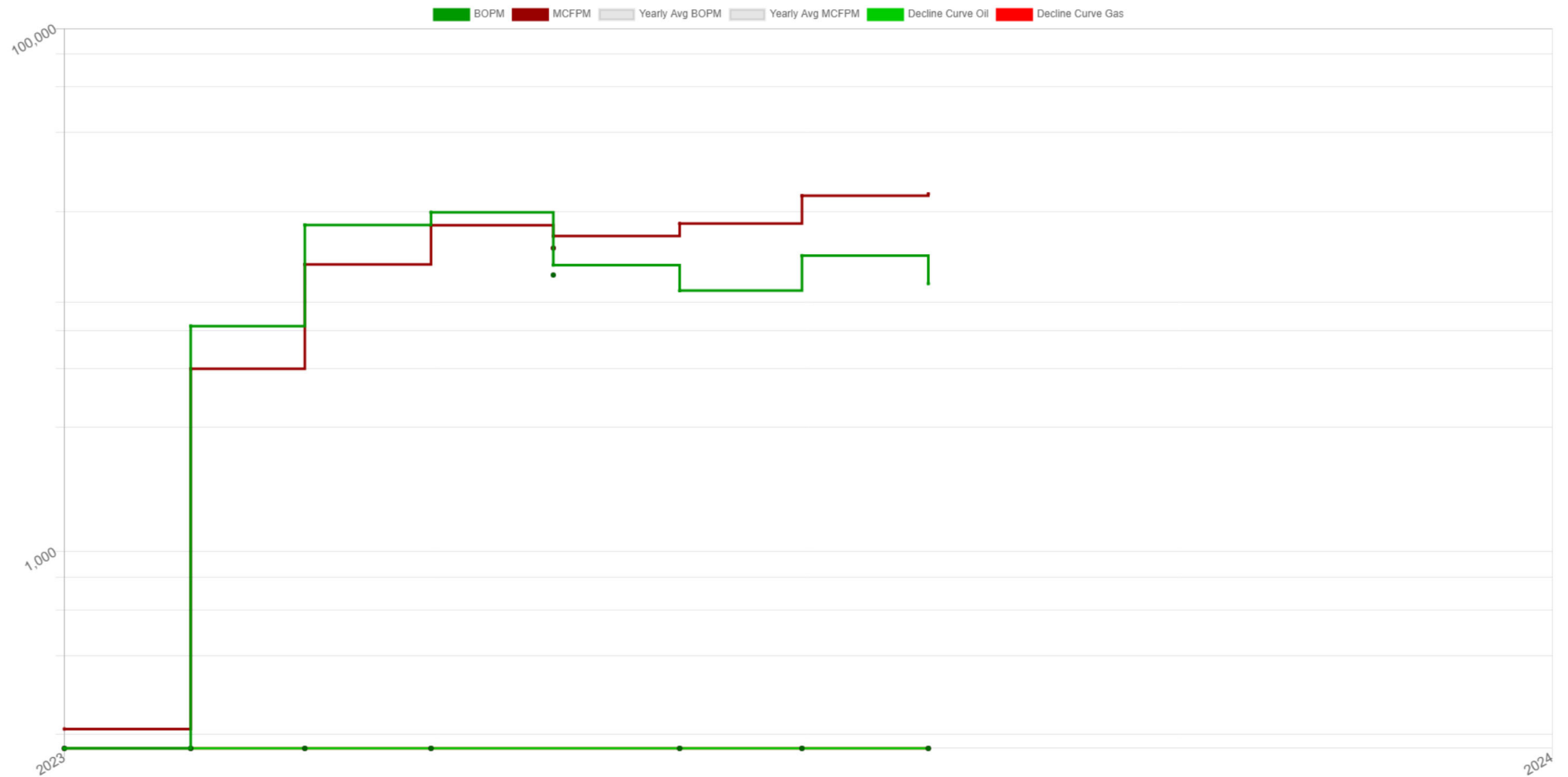
## Production Snapshot

Month	BOPM	MCFPM
01-2023		210
02-2023	7281	4999
03-2023	17733	12524
04-2023	19809	17681
05-2023	12464	16085
06-2023	9948	17952
07-2023	13530	22932
08-2023	10593	23313
Average	13051	14462

## Annual Averages

Year	Avg BOPM	Avg MCFPM
2023	11420	14462

# BIG EL 45-04 B - Production Plot



Prod Csg

csg 1: 13 3/8" @ 406' w/ 415 sx cmt toc @ 0
csg 2: 8 5/8" @ 7200' w/ 739 sx cmt multi stage @ 3989' toc @ 258
csg 3: 8 5/8" @ 7200' w/ 583 sx cmt toc @ 3989
csg 4: 5 1/2" @ 17210' w/ 1623 sx cmt toc @ 0
tbq 1: 2 7/8" @ 5828'



BIG EL 45-04

Lease #: 421049234

## Lease and Production Information

State	County	Operator				
TX	Howard	VITAL ENERGY, INC.				
Location		Meridan	Quarter Call	Formation	Horizontal	Production Months
API: 42-227-38869 { Sec: 45 · Blk: 32 T3N · Survey: T&P RR CO · Abstract: 297 } API: 42-227-39187 { Sec: 45 · Blk: 32 T3N · Survey: T&P RR CO · Abstract: 297 }		42		SPRABERRY (TREND AREA)	Yes	73
		Oil		Gas		
First Prod Date		2017-08-01		2017-10-01		
Last Sale		2023-08-01		2023-08-01		
Daily Rate		241.77		418.13		
MoM Change		954		5333		
YoY Change		-19411		-103394		
Cumulative		579599		744257		

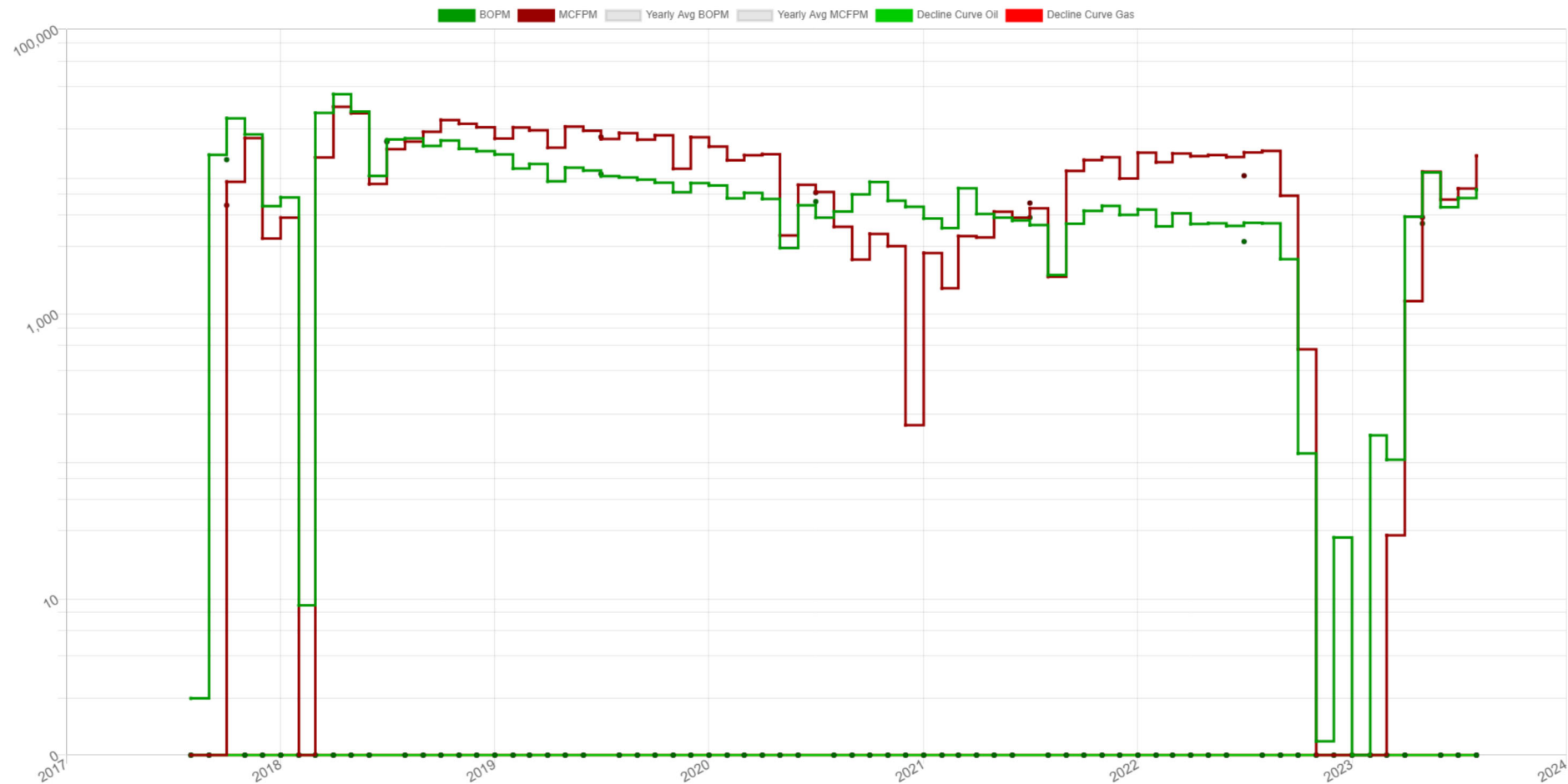
## Production Snapshot

Month	BOPM	MCFPM
09-2022	2439	6806
10-2022	105	567
11-2022	1	
12-2022	27	
01-2023		
02-2023	141	
03-2023	95	28
04-2023	4835	1237
05-2023	9890	10003
06-2023	5643	6385
07-2023	6541	7629
08-2023	7495	12962
Average	3383	5702

## Annual Averages

Year	Avg BOPM	Avg MCFPM
2019	9652	17566
2020	6186	7147
2021	4770	6039
2022	3234	9376
2023	4330	4781

# BIG EL 45-04 - Production Plot





Well Name	API		Operator				Type	Status
BIG EL 45-04 1SH	4222739187		VITAL ENERGY INC.				OIL	SHUT IN
Location			Spot	Foot-NS	Foot-EW	Foot-ref	Zone	
Sec: 45 · Blk: 32 T3N · Survey: T&P RR CO · Abstract: 297			305	2208	N E	SPRABERRY (TREND AREA)		
Spud		Completion		First Production				
2017-12-19		2020-08-17						
Elevation	MD	TV-TD	Cmpl-Top	Cmpl-Btm	PBTD	Drill-Dir	Lateral	
2725		7322						
Prod Csg	csg 1: 13 3/8" @ 428' w/ 460 sx cmt toc @ 0 csg 2: 9 5/8" @ 6568' w/ 480 sx cmt toc @ 4503 csg 2: 9 5/8" @ 6568' w/ 1100 sx cmt multi stage @ 4503' toc @ 1100 csg 3: 9 5/8" @ 6568' w/ 1100 sx cmt multi stage @ 4503' toc @ 1100 csg 3: 9 5/8" @ 6568' w/ 480 sx cmt toc @ 4503 csg 4: 5 1/2" @ 17180' w/ 2180 sx cmt toc @ 6500 tbg 1: 2 7/8" @ 6711' tbg 1: 2 7/8" @ 6741'							



# ***Conveyance Document***

Please note the following draft deed/assignment has been prepared by the seller in advance of sale. The successful buyer agrees to accept title to the lots pursuant to said deeds or assignments. Seller shall not be obligated or required to modify or change said deeds or assignments unless a correction is required to properly convey the interests being sold.



**NOTICE OF CONFIDENTIALITY RIGHTS: IF YOU ARE A NATURAL PERSON, YOU MAY REMOVE OR STRIKE ANY OR ALL OF THE FOLLOWING INFORMATION FROM ANY INSTRUMENT THAT TRANSFERS AN INTEREST IN REAL PROPERTY BEFORE IT IS FILED FOR RECORD IN THE PUBLIC RECORDS: YOUR SOCIAL SECURITY NUMBER OR YOUR DRIVER'S LICENSE NUMBER.**

---

**MINERAL AND ROYALTY DEED**

STATE OF TEXAS

§

§

**KNOWN ALL MEN BY THESE PRESENTS:**

COUNTY OF HOWARD

§

\_\_\_\_\_, whose address is \_\_\_\_\_ (“Grantor”), for One Hundred Dollars (\$100.00) and other good and valuable consideration, the receipt and sufficiency of which are hereby acknowledged, hereby GRANTS, SELLS, CONVEYS, and ASSIGNS unto

(“Grantee”), **one-fifth (1/5)** of Grantor’s right, title, and interest in and to the oil, gas, and mineral interests, royalty interests and other interests in and to those certain lands (“Lands”) described below and located in Howard County, Texas:

**Sabalo Energy, LLC - Big El Unit**, being 483.64 acres, more or less, more specifically described in that certain Designation of Pooled Unit, dated April 5, 2017, recorded in Volume 1621, Page 203, of the Official Public Records of Howard County, Texas, together with any amendments and revisions thereto;

Reference is made to said records for descriptive purposes only and shall not limit this conveyance to any particular depth or duration and shall include all rights as to all depths within the surface boundaries of the aforementioned unit(s):

Grantor further excepts from this conveyance and reserves unto Grantor all of Grantor’s right, title, and interest in and to any after-acquired title, remainderman and reversionary interests.

This sale is made subject to all prior conveyances of mineral, royalty or wellbore interests of record, if any, and further subject to any rights now existing to any lessee or assigns under any valid and subsisting oil, gas, and mineral lease(s) of record heretofore executed; it being understood and agreed that said Grantee shall have, receive, and enjoy the herein-granted undivided interests in and to all royalties and other benefits which may accrue under the terms of said lease(s) insofar as the lease(s) covers the above-described interests from and after the Effective Date hereof.

Grantor agrees to execute such further assurances as may be necessary or requisite for the full and complete enjoyment of the rights herein granted. Grantor and Grantee agree to execute any Acts of Correction that may be necessary in the event the interests intended to be conveyed are not properly described.

**TO HAVE AND TO HOLD** the above-described interests and all other rights herein granted, all and singular, the rights and appurtenances thereto belonging or appertaining. The terms, covenants and conditions contained in this Mineral and Royalty Deed shall be binding upon the inure to the benefit of the parties and their respective heirs, successors and assigns.

Lot \_\_\_\_\_

The interests conveyed herein are conveyed without warranty, express or implied, and all covenants that may arise under common law or the statutory implied covenants contained in Section 5.023 of the Texas Property Code are hereby disclaimed.

EXECUTED on the acknowledgment date below, but **EFFECTIVE** as of **January 1, 2024** (the "Effective Date") and therefore Grantee is entitled to the interests conveyed hereby on and after the Effective Date, but not before. Notwithstanding the above, all ad valorem taxes and other property taxes attributable to the interests conveyed herein for the 2024 calendar year shall be the sole responsibility of Grantee. Grantee represents to Grantor that Grantee has taken into account the liability for such ad valorem taxes and property taxes in determining the consideration paid herein.

Grantor: \_\_\_\_\_

DIRECT ACKNOWLEDGEMENT

STATE OF NEW MEXICO  
COUNTY OF SANTA FE

This instrument was acknowledged before me on this the \_\_\_\_ of \_\_\_\_\_, 202\_\_, by \_\_\_\_\_

IN WITNESS HEREOF, I have hereunto set my hand and official seal on the day and year first above written.

SEAL

\_\_\_\_\_  
Signature of Notary

\_\_\_\_\_  
Name of Notary

Lot \_\_\_\_\_