

MID-CONTINENT ENERGY EXCHANGE

Oil & Gas Asset Auctions



Data Packet

Gunner

15-Well Mineral/Royalty Interest in Howard County, TX

In this Document:

[Lot Summary](#)
[Income and Expenses](#)
[Production](#)
[Outgoing Conveyance](#)



Summary

Lot Summary

Lease Name: Gunner - 15 Well Mineral & Royalty Package

County/State: Howard, TX

Asset Type: Mineral/Royalty Interest

Legal Description: (1) SE/4 Sec 27, Blk 32, T-3-N, T&P Ry Co Survey, Borden & Howard, TX; (2) NE/4 Sec 30, Blk 32, T-3-N, T&P Ry Co Survey; (3) NE/4 Sec 46, Blk 32, T-3-N, T&P Ry Co Survey; (4) E/2 Sec 3, Blk 32, T-2-N, T&P Ry Co Survey

API: See below

Decimal Interest: See below

Net Monthly Income: \$430.03

Operator: Vital Energy, Inc.

Property/Well Name	Well Number	API Number	Owner Interest	Conveyed 1/8th	Interest Type
GUNNER 03-39	1AH	42-227-39377	0.00013394	0.00001674	Mineral
SUN GUNNER 10-46 (ALLOC-D)	4NS	42-227-41537	0.00011976	0.00001497	NPRI
SUN GUNNER 10-46 (ALLOC-C)	3NA	42-227-41534	0.0001201	0.00001501	NPRI
SUN GUNNER 10-46 (ALLOC-D)	4NA	42-227-41536	0.00011975	0.00001497	NPRI
SUN GUNNER 10-46 (ALLOC-C)	3NS	42-227-41535	0.00012009	0.00001501	NPRI
MEMPHIS FLASH 39-27	4AH	42-227-39473	0.00041993	0.00005249	Mineral
GUNNER D	5MS	42-227-41865	0.00037539	0.00004692	Mineral
MEMPHIS FLASH 39-27	1LS	42-227-41860	0.00041993	0.00005249	Mineral
GUNNER 03-39	1SH	42-227-39378	0.00013394	0.00001674	Mineral
SUN GUNNER 10-03 (ALLOC-A)	1NS	42-227-41533	0.00010676	0.00001335	NPRI
MEMPHIS FLASH 39-27	2A	42-227-41861	0.00041993	0.00005249	Mineral
GUNNER D	6LS	42-227-41866	0.00037103	0.00004638	Mineral
GUNNER C	3LS	42-227-41863	0.00038055	0.00004757	Mineral
SUN GUNNER 10-03 (ALLOC-A)	1NA	42-227-41532	0.00010688	0.00001336	NPRI
GUNNER C	4A	42-227-41864	0.00037327	0.00004666	Mineral

Disclaimer: Bidders must conduct their own due diligence prior to bidding at the auction. Bidders shall rely upon their own evaluations of the properties and not upon any representation either oral or written provided here. This is a summary of information provided by the seller to Mid-Continent Energy Exchange.



Income and Expenses

Summary

2 months income info

Net Income: \$860.06

Per Month: \$430.03

Monthly Revenues		
Accounting Month	Owner Net Rev	Conveyed 1/8th
Nov-23	\$ 2,958.89	\$ 369.86
Dec-23	\$ 3,921.59	\$ 490.20
Monthly Average	\$ 3,440.24	\$ 430.03

Revenue Statement

Owner	Operator	Check
— — — —	VITAL ENERGY, INC. (FORMERLY LAREDO PETROLEUM) 521 E 2ND ST STE 1000 TULSA, OK 74120-1852 (918) 513-4570	Check Number 871525 Check Amount — Check Date December 29, 2023

Copyright Notice
© 2024 Enverus. All rights reserved. Unauthorized use prohibited.
Data, reports, user interface, software and other content which is accessed by users through EnergyLink constitutes copyright protected content owned by Enverus. Any unauthorized copying, scraping, downloading, retransmission, redistribution, reproduction, republishing or other duplication or modification of copyright protected content is a violation of Canadian and US federal copyright laws and may be subject to legal action. Other than downloading of PDF copies of processed invoices for use in an unmodified format by authorized users, no one has permission to copy, scrape, download, retransmit, redistribute, reproduce, republish, duplicate, modify or make public for commercial use this copyright protected content, in any form, without the express written permission of Enverus.



EnergyLink can provide this data in Excel, CDEX, or any other requested format.
Visit <https://app.energylink.com/Features> to find out more information or call EnergyLink Support at 1-888-573-3364.



Type		Production Date	Property Values				Owner Share			
			BTU	Volume	Price	Value	Owner Interest	Distribution Interest	Volume	Value
Property: 15892		GUNNER 03-39 1AH, State: TX, County: HOWARD								
OIL SALES										
	ROYALTY INTEREST	Oct 23		3,614.38	87.49	316,217.68	0.00024636	0.00024636	0.89	77.90
	Net Price: 87.4887									
	SEVERANCE TAX	Oct 23				(14,568.60)	0.00024636	0.00024642		(3.59)
	ROYALTY INTEREST	Oct 23		3,614.38	87.49	316,217.68	0.00109306	0.00109306	3.95	345.64
	Net Price: 87.4887									
	SEVERANCE TAX	Oct 23				(14,568.60)	0.00109306	0.00109276		(15.92)
							Total OIL SALES		4.84	404.03
PLANT PRODUCTS										
	ROYALTY INTEREST	Oct 23		37,884.54	0.56	21,164.14	0.00024636	0.00024636	9.33	5.21
	Net Price: 0.5586									
	MARKETING	Oct 23				44.57	0.00024636	0.00022437		0.01
	SEVERANCE TAX	Oct 23				(1,153.16)	0.00024636	0.00024281		(0.28)
	ROYALTY INTEREST	Oct 23		37,884.54	0.56	21,164.14	0.00109306	0.00109306	41.41	23.13
	Net Price: 0.5586									
	MARKETING	Oct 23				44.57	0.00109306	0.00112183		0.05
	SEVERANCE TAX	Oct 23				(1,153.16)	0.00109306	0.00109265		(1.26)
							Total PLANT PRODUCTS		50.74	26.86
RESIDUE										
	ROYALTY INTEREST	Oct 23	0.9944	2,391.56	1.63	3,877.24	0.00024636	0.00024636	0.59	0.96
	Net Price: 1.6212									

Represented Unit of Measure: Gas = MCFs, Plant Products = GALs, Oil = BBLs

Generated on Monday, January 15, 2024 10:30 AM

© 2024 Enverus. All rights reserved. Unauthorized use prohibited.

Type	Production Date	Property Values				Owner Share			
		BTU	Volume	Price	Value	Owner Interest	Distribution Interest	Volume	Value
SEVERANCE TAX	Oct 23				(211.25)	0.00024636	0.00023669		(0.05)
ROYALTY INTEREST	Oct 23	0.9944	2,391.56	1.62	3,877.24	0.00109306	0.00109306	2.61	4.24
Net Price: 1.6212									
MARKETING	Oct 23				8.17	0.00109306	0.00122399		0.01
SEVERANCE TAX	Oct 23				(211.25)	0.00109306	0.00108876		(0.23)
Total RESIDUE								3.20	4.93
Total Property									435.82
-									
-									

Revenue Statement

Owner	Operator	Check
— — — —	VITAL ENERGY, INC. (FORMERLY LAREDO PETROLEUM) 521 E 2ND ST STE 1000 TULSA, OK 74120-1852 (918) 513-4570	Check Number 871525 Check Amount — Check Date December 29, 2023

Copyright Notice
© 2024 Enverus. All rights reserved. Unauthorized use prohibited.
Data, reports, user interface, software and other content which is accessed by users through EnergyLink constitutes copyright protected content owned by Enverus. Any unauthorized copying, scraping, downloading, retransmission, redistribution, reproduction, republishing or other duplication or modification of copyright protected content is a violation of Canadian and US federal copyright laws and may be subject to legal action. Other than downloading of PDF copies of processed invoices for use in an unmodified format by authorized users, no one has permission to copy, scrape, download, retransmit, redistribute, reproduce, republish, duplicate, modify or make public for commercial use this copyright protected content, in any form, without the express written permission of Enverus.



EnergyLink can provide this data in Excel, CDEX, or any other requested format.
Visit <https://app.energylink.com/Features> to find out more information or call EnergyLink Support at 1-888-573-3364.



		Production Date	Property Values				Owner Share			
			BTU	Volume	Price	Value	Owner Interest	Distribution Interest	Volume	Value
Property:	15893	GUNNER 03-39 1SH, State: TX, County: HOWARD								
OIL SALES										
	ROYALTY INTEREST	Oct 23	3,625.82	87.49	317,218.01		0.00109306	0.00109306	3.96	346.74
	Net Price: 87.4887									
	SEVERANCE TAX	Oct 23			(14,614.69)		0.00109306	0.00109274		(15.97)
	ROYALTY INTEREST	Oct 23	3,625.82	87.48	317,218.01		0.00024636	0.00024636	0.89	78.15
	Net Price: 87.4887									
	SEVERANCE TAX	Oct 23			(14,614.69)		0.00024636	0.00024633		(3.60)
							Total OIL SALES		4.85	405.32
PLANT PRODUCTS										
	ROYALTY INTEREST	Oct 23	37,503.49	0.61	22,997.66		0.00024636	0.00024636	9.24	5.67
	Net Price: 0.6132									
	MARKETING	Oct 23			59.06		0.00024636	0.00016932		0.01
	SEVERANCE TAX	Oct 23			(1,149.52)		0.00024636	0.00024358		(0.28)
	ROYALTY INTEREST	Oct 23	37,503.49	0.61	22,997.66		0.00109306	0.00109306	40.99	25.14
	Net Price: 0.6132									
	MARKETING	Oct 23			59.06		0.00109306	0.00101592		0.06
	SEVERANCE TAX	Oct 23			(1,149.52)		0.00109306	0.00109611		(1.26)
							Total PLANT PRODUCTS		50.23	29.34
RESIDUE										
	ROYALTY INTEREST	Oct 23	0.9944	4,633.29	1.62	7,511.59	0.00024636	0.00024636	1.14	1.85
	Net Price: 1.6212									

Type	Production Date	Property Values				Owner Share			
		BTU	Volume	Price	Value	Owner Interest	Distribution Interest	Volume	Value
SEVERANCE TAX	Oct 23				(375.45)	0.00024636	0.00023971		(0.09)
ROYALTY INTEREST	Oct 23	0.9944	4,633.29	1.62	7,511.59	0.00109306	0.00109306	5.06	8.21
Net Price: 1.6212									
MARKETING	Oct 23				19.29	0.00109306	0.00103681		0.02
SEVERANCE TAX	Oct 23				(375.45)	0.00109306	0.00109202		(0.41)
Total RESIDUE								6.20	9.58
Total Property									444.24

-

-

Revenue Statement

Owner	Operator	Check
— — — —	VITAL ENERGY, INC. (FORMERLY LAREDO PETROLEUM) 521 E 2ND ST STE 1000 TULSA, OK 74120-1852 (918) 513-4570	Check Number 871525 Check Amount — Check Date December 29, 2023

Copyright Notice
© 2024 Enverus. All rights reserved. Unauthorized use prohibited.
Data, reports, user interface, software and other content which is accessed by users through EnergyLink constitutes copyright protected content owned by Enverus. Any unauthorized copying, scraping, downloading, retransmission, redistribution, reproduction, republishing or other duplication or modification of copyright protected content is a violation of Canadian and US federal copyright laws and may be subject to legal action. Other than downloading of PDF copies of processed invoices for use in an unmodified format by authorized users, no one has permission to copy, scrape, download, retransmit, redistribute, reproduce, republish, duplicate, modify or make public for commercial use this copyright protected content, in any form, without the express written permission of Enverus.



EnergyLink can provide this data in Excel, CDEX, or any other requested format.
Visit <https://app.energylink.com/Features> to find out more information or call EnergyLink Support at 1-888-573-3364.



Type		Production Date	Property Values				Owner Share			
			BTU	Volume	Price	Value	Owner Interest	Distribution Interest	Volume	Value
Property: 15899		MEMPHIS FLASH 39-27 4AH, State: TX, County: HOWARD								
OIL SALES										
	ROYALTY INTEREST	Oct 23		1,052.08	87.07	91,605.40	0.00193049	0.00193049	2.03	176.84
	Net Price: 87.0708									
	SEVERANCE TAX	Oct 23				(4,220.42)	0.00193049	0.00193109		(8.15)
	ROYALTY INTEREST	Oct 23		1,052.08	87.07	91,605.40	0.00226884	0.00226884	2.39	207.84
	Net Price: 87.0708									
	SEVERANCE TAX	Oct 23				(4,220.42)	0.00226884	0.00226992		(9.58)
							Total OIL SALES		4.42	366.95
PLANT PRODUCTS										
	ROYALTY INTEREST	Oct 23		6,972.36	0.58	4,049.36	0.00193049	0.00193049	13.46	7.82
	Net Price: 0.5808									
	MARKETING	Oct 23				8.44	0.00193049	0.00236967		0.02
	SEVERANCE TAX	Oct 23				(222.40)	0.00193049	0.00193345		(0.43)
	ROYALTY INTEREST	Oct 23		6,972.36	0.58	4,049.36	0.00226884	0.00226884	15.82	9.19
	Net Price: 0.5808									
	MARKETING	Oct 23				8.44	0.00226884	0.00236967		0.02
	SEVERANCE TAX	Oct 23				(222.40)	0.00226884	0.00224820		(0.50)
							Total PLANT PRODUCTS		29.28	16.12
RESIDUE										
	ROYALTY INTEREST	Oct 23	1.0042	505.68	1.64	827.92	0.00193049	0.00193049	0.98	1.60
	Net Price: 1.6372									

Type	Production Date	Property Values				Owner Share			
		BTU	Volume	Price	Value	Owner Interest	Distribution Interest	Volume	Value
MARKETING	Oct 23				1.73	0.00193049	0.00578035		0.01
SEVERANCE TAX	Oct 23				(45.47)	0.00193049	0.00197933		(0.09)
ROYALTY INTEREST	Oct 23	1.0042	505.68	1.64	827.92	0.00226884	0.00226884	1.15	1.88
Net Price: 1.6372									
MARKETING	Oct 23				1.73	0.00226884	0.00578035		0.01
SEVERANCE TAX	Oct 23				(45.47)	0.00226884	0.00219925		(0.10)
Total RESIDUE								2.13	3.31
Total Property									386.38

-

-

Owner	Operator	Check
— — — —	VITAL ENERGY, INC. (FORMERLY LAREDO PETROLEUM) 521 E 2ND ST STE 1000 TULSA, OK 74120-1852 (918) 513-4570	Check Number 871525 Check Amount — Check Date December 29, 2023

Data, reports, user interface, software and other content which is accessed by users through EnergyLink constitutes copyright protected content owned by Enverus. Any unauthorized copying, scraping, downloading, retransmission, redistribution, reproduction, republishing or other duplication or modification of copyright protected content is a violation of Canadian and US federal copyright laws and may be subject to legal action. Other than downloading of PDF copies of processed invoices for use in an unmodified format by authorized users, no one has permission to copy, scrape, download, retransmit, redistribute, reproduce, republish, duplicate, modify or make public for commercial use this copyright protected content, in any form, without the express written permission of Enverus.

Page 1 of 2

		Production Date	Property Values				Owner Share			
			BTU	Volume	Price	Value	Owner Interest	Distribution Interest	Volume	Value
RESIDUE	SEVERANCE TAX	Oct 23				(3,298.62)	0.00000748	0.00000606		(0.02)
	NON PARTICIPATING ROYALTY	Oct 23		130,185.61	0.53	69,726.54	0.00000767	0.00000767	1.00	0.53
	Net Price: 0.5356									
	SEVERANCE TAX	Oct 23				(3,298.62)	0.00000767	0.00000910		(0.03)
	NON PARTICIPATING ROYALTY	Oct 23		130,185.61	0.54	69,726.54	0.00103854	0.00103854	135.20	72.41
	Net Price: 0.3376									
	MARKETING	Oct 23				201.98	0.00103854	0.00103971		0.21
	OTHER DEDUCTS	Oct 23				(25,775.55)	0.00103854	0.00103854		(26.77)
	PRODUCTION TAX	Oct 23				(11.22)	0.00103854	0.00089127		(0.01)
	SEVERANCE TAX	Oct 23				(3,298.62)	0.00103854	0.00103983		(3.43)
							Total PLANT PRODUCTS		139.14	44.42
	NON PARTICIPATING ROYALTY	Oct 23	0.9751	15,347.23	1.55	23,866.02	0.00001517	0.00001517	0.23	0.36
	Net Price: 1.5551									
	SEVERANCE TAX	Oct 23				(1,129.06)	0.00001517	0.00001771		(0.02)
	NON PARTICIPATING ROYALTY	Oct 23	0.9747	15,347.23	1.57	23,866.02	0.00000748	0.00000748	0.11	0.18
	Net Price: 1.5551									
	SEVERANCE TAX	Oct 23				(1,129.06)	0.00000748	0.00000886		(0.01)
	NON PARTICIPATING ROYALTY	Oct 23	0.9754	15,347.23	1.53	23,866.02	0.00000767	0.00000767	0.12	0.18
	Net Price: 1.5551									
	SEVERANCE TAX	Oct 23				(1,129.06)	0.00000767	0.00000886		(0.01)
NON PARTICIPATING ROYALTY	Oct 23	0.9750	15,347.23	1.55	23,866.02	0.00103854	0.00103854	15.94	24.78	
Net Price: 0.9829										
MARKETING	Oct 23				69.14	0.00103854	0.00101244		0.07	
OTHER DEDUCTS	Oct 23				(8,781.38)	0.00103854	0.00103854		(9.12)	
SEVERANCE TAX	Oct 23				(1,129.06)	0.00103854	0.00103626		(1.17)	
								Total RESIDUE	16.40	15.24
								Total Property		947.34

—
—

Owner	Operator	Check
<div> <div>—</div> <div>—</div> <div>—</div> <div>—</div> </div>	VITAL ENERGY, INC. (FORMERLY LAREDO PETROLEUM) 521 E 2ND ST STE 1000 TULSA, OK 74120-1852 (918) 513-4570	<div> <div>Check Number871525</div> <div>Check Amount—</div> <div>Check DateDecember 29, 2023</div> </div>

Data, reports, user interface, software and other content which is accessed by users through EnergyLink constitutes copyright protected content owned by Enverus. Any unauthorized copying, scraping, downloading, retransmission, redistribution, reproduction, republishing or other duplication or modification of copyright protected content is a violation of Canadian and US federal copyright laws and may be subject to legal action. Other than downloading of PDF copies of processed invoices for use in an unmodified format by authorized users, no one has permission to copy, scrape, download, retransmit, redistribute, reproduce, republish, duplicate, modify or make public for commercial use this copyright protected content, in any form, without the express written permission of Enverus.

Page 1 of 2

Type	Production Date	Property Values				Owner Share			
		BTU	Volume	Price	Value	Owner Interest	Distribution Interest	Volume	Value
SEVERANCE TAX	Oct 23				(3,219.73)	0.00000774	0.00000621		(0.02)
NON PARTICIPATING ROYALTY	Oct 23		127,071.84	0.54	68,058.83	0.00001570	0.00001570	2.00	1.07
Net Price: 0.5356									
SEVERANCE TAX	Oct 23				(3,219.73)	0.00001570	0.00001553		(0.05)
NON PARTICIPATING ROYALTY	Oct 23		127,071.84	0.54	68,058.83	0.00103622	0.00103622	131.67	70.53
Net Price: 0.3376									
MARKETING	Oct 23				197.16	0.00103622	0.00101441		0.20
OTHER DEDUCTS	Oct 23				(25,159.07)	0.00103622	0.00103622		(26.07)
PRODUCTION TAX	Oct 23				(10.96)	0.00103622	0.00091241		(0.01)
SEVERANCE TAX	Oct 23				(3,219.73)	0.00103622	0.00103735		(3.34)
						Total PLANT PRODUCTS		135.66	43.34
RESIDUE									
NON PARTICIPATING ROYALTY	Oct 23	0.9756	14,980.16	1.51	23,295.19	0.00000794	0.00000794	0.12	0.18
Net Price: 1.5551									
SEVERANCE TAX	Oct 23				(1,102.04)	0.00000794	0.00000907		(0.01)
NON PARTICIPATING ROYALTY	Oct 23	0.9758	14,980.16	1.55	23,295.19	0.00000774	0.00000774	0.12	0.18
Net Price: 1.5551									
SEVERANCE TAX	Oct 23				(1,102.04)	0.00000774	0.00000907		(0.01)
NON PARTICIPATING ROYALTY	Oct 23	0.9749	14,980.16	1.53	23,295.19	0.00001570	0.00001570	0.24	0.36
Net Price: 1.5551									
SEVERANCE TAX	Oct 23				(1,102.04)	0.00001570	0.00001815		(0.02)
NON PARTICIPATING ROYALTY	Oct 23	0.9750	14,980.16	1.56	23,295.19	0.00103622	0.00103622	15.52	24.14
Net Price: 0.9829									
MARKETING	Oct 23				67.48	0.00103622	0.00103734		0.07
OTHER DEDUCTS	Oct 23				(8,571.36)	0.00103622	0.00103622		(8.88)
SEVERANCE TAX	Oct 23				(1,102.04)	0.00103622	0.00103445		(1.14)
						Total RESIDUE		16.00	14.87
						Total Property			801.92

—
—

Revenue Statement

Owner	Operator	Check
— — — —	VITAL ENERGY, INC. (FORMERLY LAREDO PETROLEUM) 521 E 2ND ST STE 1000 TULSA, OK 74120-1852 (918) 513-4570	Check Number 871525 Check Amount — Check Date December 29, 2023

Copyright Notice
© 2024 Enverus. All rights reserved. Unauthorized use prohibited.
Data, reports, user interface, software and other content which is accessed by users through EnergyLink constitutes copyright protected content owned by Enverus. Any unauthorized copying, scraping, downloading, retransmission, redistribution, reproduction, republishing or other duplication or modification of copyright protected content is a violation of Canadian and US federal copyright laws and may be subject to legal action. Other than downloading of PDF copies of processed invoices for use in an unmodified format by authorized users, no one has permission to copy, scrape, download, retransmit, redistribute, reproduce, republish, duplicate, modify or make public for commercial use this copyright protected content, in any form, without the express written permission of Enverus.



EnergyLink can provide this data in Excel, CDEX, or any other requested format.
Visit <https://app.energylink.com/Features> to find out more information or call EnergyLink Support at 1-888-573-3364.



Type		Production Date	Property Values				Owner Share			
			BTU	Volume	Price	Value	Owner Interest	Distribution Interest	Volume	Value
Property: 16501		SUN GUNNER 10-46 (ALLOC-C) 3NA, State: TX, County: HOWARD								
OIL SALES										
	NON PARTICIPATING ROYALTY	Oct 23	12,801.04	87.92	1,116,907.22		0.00025128	0.00025128	3.22	282.81
	Net Price: 87.2513									
	SEVERANCE TAX	Oct 23			(51,457.74)		0.00025128	0.00025127		(12.93)
	NON PARTICIPATING ROYALTY	Oct 23	12,801.04	87.92	1,116,907.22		0.00012382	0.00012382	1.59	139.36
	Net Price: 87.2513									
	SEVERANCE TAX	Oct 23			(51,457.74)		0.00012382	0.00012379		(6.37)
	NON PARTICIPATING ROYALTY	Oct 23	12,801.04	87.92	1,116,907.22		0.00012702	0.00012702	1.63	142.96
	Net Price: 87.2513									
	SEVERANCE TAX	Oct 23			(51,457.74)		0.00012702	0.00012710		(6.54)
	NON PARTICIPATING ROYALTY	Oct 23	12,801.04	87.25	1,116,907.22		0.00051051	0.00051051	6.54	570.19
	Net Price: 87.2513									
	SEVERANCE TAX	Oct 23			(51,457.74)		0.00051051	0.00051052		(26.27)
	NON PARTICIPATING ROYALTY	Oct 23	12,801.04	87.25	1,116,907.22		0.00018846	0.00018846	2.41	210.49
	Net Price: 87.2513									
	SEVERANCE TAX	Oct 23			(51,457.74)		0.00018846	0.00018850		(9.70)
							Total OIL SALES		15.39	1,284.00
PLANT PRODUCTS										
	NON PARTICIPATING ROYALTY	Oct 23	139,107.28	0.54	74,504.92		0.00012702	0.00012702	17.67	9.46
	Net Price: 0.5356									

Type	Production Date	Property Values				Owner Share			
		BTU	Volume	Price	Value	Owner Interest	Distribution Interest	Volume	Value
MARKETING	Oct 23				215.83	0.00012702	0.00013900		0.03
SEVERANCE TAX	Oct 23				(3,524.67)	0.00012702	0.00012767		(0.45)
NON PARTICIPATING ROYALTY	Oct 23		139,107.28	0.54	74,504.92	0.00051051	0.00051051	71.02	38.03
Net Price: 0.3376									
MARKETING	Oct 23				215.83	0.00051051	0.00050966		0.11
OTHER DEDUCTS	Oct 23				(27,541.96)	0.00051051	0.00051051		(14.07)
PRODUCTION TAX	Oct 23				(12.01)	0.00051051	0.00083264		(0.01)
SEVERANCE TAX	Oct 23				(3,524.67)	0.00051051	0.00051069		(1.80)
NON PARTICIPATING ROYALTY	Oct 23		139,107.28	0.54	74,504.92	0.00025128	0.00025128	34.95	18.72
Net Price: 0.5356									
MARKETING	Oct 23				215.83	0.00025128	0.00023166		0.05
SEVERANCE TAX	Oct 23				(3,524.67)	0.00025128	0.00025251		(0.89)
NON PARTICIPATING ROYALTY	Oct 23		139,107.28	0.54	74,504.92	0.00012382	0.00012382	17.22	9.22
Net Price: 0.5356									
MARKETING	Oct 23				215.83	0.00012382	0.00013900		0.03
SEVERANCE TAX	Oct 23				(3,524.67)	0.00012382	0.00012483		(0.44)
NON PARTICIPATING ROYALTY	Oct 23		139,107.28	0.54	74,504.92	0.00018846	0.00018846	26.22	14.04
Net Price: 0.3376									
MARKETING	Oct 23				215.83	0.00018846	0.00018533		0.04
OTHER DEDUCTS	Oct 23				(27,541.96)	0.00018846	0.00018846		(5.19)
SEVERANCE TAX	Oct 23				(3,524.67)	0.00018846	0.00018725		(0.66)
Total PLANT PRODUCTS								167.08	66.22
RESIDUE									
NON PARTICIPATING ROYALTY	Oct 23	0.9750	16,398.98	1.56	25,501.56	0.00012702	0.00012702	2.08	3.24
Net Price: 1.5551									
MARKETING	Oct 23				73.87	0.00012702	0.00013537		0.01
SEVERANCE TAX	Oct 23				(1,206.42)	0.00012702	0.00012434		(0.15)
NON PARTICIPATING ROYALTY	Oct 23	0.9750	16,398.98	1.56	25,501.56	0.00051051	0.00051051	8.37	13.02
Net Price: 0.9829									
MARKETING	Oct 23				73.87	0.00051051	0.00054149		0.04
OTHER DEDUCTS	Oct 23				(9,383.20)	0.00051051	0.00051051		(4.80)
SEVERANCE TAX	Oct 23				(1,206.42)	0.00051051	0.00051392		(0.62)
NON PARTICIPATING ROYALTY	Oct 23	0.9751	16,398.98	1.56	25,501.56	0.00025128	0.00025128	4.12	6.41
Net Price: 1.5551									
MARKETING	Oct 23				73.87	0.00025128	0.00027075		0.02
SEVERANCE TAX	Oct 23				(1,206.42)	0.00025128	0.00024867		(0.30)
NON PARTICIPATING ROYALTY	Oct 23	0.9750	16,398.98	1.55	25,501.56	0.00012382	0.00012382	2.03	3.15
Net Price: 1.5551									
MARKETING	Oct 23				73.87	0.00012382	0.00013537		0.01
SEVERANCE TAX	Oct 23				(1,206.42)	0.00012382	0.00012434		(0.15)
NON PARTICIPATING ROYALTY	Oct 23	0.9750	16,398.98	1.55	25,501.56	0.00018846	0.00018846	3.09	4.80
Net Price: 0.9829									
MARKETING	Oct 23				73.87	0.00018846	0.00013537		0.01
OTHER DEDUCTS	Oct 23				(9,383.20)	0.00018846	0.00018846		(1.77)
SEVERANCE TAX	Oct 23				(1,206.42)	0.00018846	0.00019065		(0.23)

Represented Unit of Measure: Gas = MCFs, Plant Products = GALs, Oil = BBLs

Generated on Monday, January 15, 2024 10:30 AM

© 2024 Enverus. All rights reserved. Unauthorized use prohibited.

Type	Production Date	Property Values				Owner Share			
		BTU	Volume	Price	Value	Owner Interest	Distribution Interest	Volume	Value
							Total RESIDUE	19.69	22.69
							Total Property		1,372.91
				</					

Revenue Statement

Owner	Operator	Check
— — — —	VITAL ENERGY, INC. (FORMERLY LAREDO PETROLEUM) 521 E 2ND ST STE 1000 TULSA, OK 74120-1852 (918) 513-4570	Check Number 871525 Check Amount — Check Date December 29, 2023

Copyright Notice
© 2024 Enverus. All rights reserved. Unauthorized use prohibited.
Data, reports, user interface, software and other content which is accessed by users through EnergyLink constitutes copyright protected content owned by Enverus. Any unauthorized copying, scraping, downloading, retransmission, redistribution, reproduction, republishing or other duplication or modification of copyright protected content is a violation of Canadian and US federal copyright laws and may be subject to legal action. Other than downloading of PDF copies of processed invoices for use in an unmodified format by authorized users, no one has permission to copy, scrape, download, retransmit, redistribute, reproduce, republish, duplicate, modify or make public for commercial use this copyright protected content, in any form, without the express written permission of Enverus.



EnergyLink can provide this data in Excel, CDEX, or any other requested format.
Visit <https://app.energylink.com/Features> to find out more information or call EnergyLink Support at 1-888-573-3364.



Type		Production Date	Property Values				Owner Share			
			BTU	Volume	Price	Value	Owner Interest	Distribution Interest	Volume	Value
Property:		16502	SUN GUNNER 10-46 (ALLOC-C) 3NS, State: TX, County: HOWARD							
OIL SALES										
	NON PARTICIPATING ROYALTY	Oct 23		10,714.72	87.25	934,873.28	0.00018842	0.00018842	2.02	176.15
	Net Price: 87.2513									
	SEVERANCE TAX	Oct 23				(43,071.14)	0.00018842	0.00018853		(8.12)
	NON PARTICIPATING ROYALTY	Oct 23		10,714.72	87.92	934,873.28	0.00025122	0.00025122	2.69	236.66
	Net Price: 87.2513									
	SEVERANCE TAX	Oct 23				(43,071.14)	0.00025122	0.00025121		(10.82)
	NON PARTICIPATING ROYALTY	Oct 23		10,714.72	87.92	934,873.28	0.00012699	0.00012699	1.36	119.63
	Net Price: 87.2513									
	SEVERANCE TAX	Oct 23				(43,071.14)	0.00012699	0.00012700		(5.47)
	NON PARTICIPATING ROYALTY	Oct 23		10,714.72	87.25	934,873.28	0.00051049	0.00051049	5.47	477.24
	Net Price: 87.2513									
	SEVERANCE TAX	Oct 23				(43,071.14)	0.00051049	0.00051055		(21.99)
	NON PARTICIPATING ROYALTY	Oct 23		10,714.72	87.92	934,873.28	0.00012379	0.00012379	1.33	116.62
	Net Price: 87.2513									
	SEVERANCE TAX	Oct 23				(43,071.14)	0.00012379	0.00012375		(5.33)
							Total OIL SALES		12.87	1,074.57
PLANT PRODUCTS										
	NON PARTICIPATING ROYALTY	Oct 23		119,951.73	0.54	64,245.36	0.00012379	0.00012379	14.85	7.95
	Net Price: 0.5356									

Type	Production Date	Property Values				Owner Share			
		BTU	Volume	Price	Value	Owner Interest	Distribution Interest	Volume	Value
MARKETING	Oct 23				186.10	0.00012379	0.00010747		0.02
SEVERANCE TAX	Oct 23				(3,039.31)	0.00012379	0.00012503		(0.38)
NON PARTICIPATING ROYALTY	Oct 23		119,951.73	0.54	64,245.36	0.00012699	0.00012699	15.23	8.16
Net Price: 0.5356									
MARKETING	Oct 23				186.10	0.00012699	0.00010747		0.02
SEVERANCE TAX	Oct 23				(3,039.31)	0.00012699	0.00012832		(0.39)
NON PARTICIPATING ROYALTY	Oct 23		119,951.73	0.54	64,245.36	0.00018842	0.00018842	22.60	12.10
Net Price: 0.3376									
MARKETING	Oct 23				186.10	0.00018842	0.00021494		0.04
OTHER DEDUCTS	Oct 23				(23,749.33)	0.00018842	0.00018842		(4.47)
SEVERANCE TAX	Oct 23				(3,039.31)	0.00018842	0.00018754		(0.57)
NON PARTICIPATING ROYALTY	Oct 23		119,951.73	0.54	64,245.36	0.00051049	0.00051049	61.23	32.80
Net Price: 0.3376									
MARKETING	Oct 23				186.10	0.00051049	0.00053735		0.10
OTHER DEDUCTS	Oct 23				(23,749.33)	0.00051049	0.00051049		(12.13)
PRODUCTION TAX	Oct 23				(10.35)	0.00051049	0.00096618		(0.01)
SEVERANCE TAX	Oct 23				(3,039.31)	0.00051049	0.00050998		(1.55)
NON PARTICIPATING ROYALTY	Oct 23		119,951.73	0.54	64,245.36	0.00025122	0.00025122	30.13	16.14
Net Price: 0.5356									
MARKETING	Oct 23				186.10	0.00025122	0.00026867		0.05
SEVERANCE TAX	Oct 23				(3,039.31)	0.00025122	0.00025006		(0.76)
						Total PLANT PRODUCTS		144.04	57.12
RESIDUE									
NON PARTICIPATING ROYALTY	Oct 23	0.9750	14,140.79	1.55	21,989.91	0.00012379	0.00012379	1.75	2.72
Net Price: 1.5551									
MARKETING	Oct 23				63.70	0.00012379	0.00015699		0.01
SEVERANCE TAX	Oct 23				(1,040.30)	0.00012379	0.00012496		(0.13)
NON PARTICIPATING ROYALTY	Oct 23	0.9751	14,140.79	1.55	21,989.91	0.00012699	0.00012699	1.80	2.79
Net Price: 1.5551									
MARKETING	Oct 23				63.70	0.00012699	0.00015699		0.01
SEVERANCE TAX	Oct 23				(1,040.30)	0.00012699	0.00012496		(0.13)
NON PARTICIPATING ROYALTY	Oct 23	0.9750	14,140.79	1.55	21,989.91	0.00018842	0.00018842	2.66	4.14
Net Price: 0.9829									
MARKETING	Oct 23				63.70	0.00018842	0.00015699		0.01
OTHER DEDUCTS	Oct 23				(8,091.10)	0.00018842	0.00018842		(1.53)
SEVERANCE TAX	Oct 23				(1,040.30)	0.00018842	0.00019225		(0.20)
NON PARTICIPATING ROYALTY	Oct 23	0.9750	14,140.79	1.55	21,989.91	0.00051049	0.00051049	7.22	11.22
Net Price: 0.9829									
MARKETING	Oct 23				63.70	0.00051049	0.00047096		0.03
OTHER DEDUCTS	Oct 23				(8,091.10)	0.00051049	0.00051049		(4.14)
SEVERANCE TAX	Oct 23				(1,040.30)	0.00051049	0.00050947		(0.53)
NON PARTICIPATING ROYALTY	Oct 23	0.9750	14,140.79	1.55	21,989.91	0.00025122	0.00025122	3.55	5.52
Net Price: 1.5551									
MARKETING	Oct 23				63.70	0.00025122	0.00031397		0.02
SEVERANCE TAX	Oct 23				(1,040.30)	0.00025122	0.00024993		(0.26)

Represented Unit of Measure: Gas = MCFs, Plant Products = GALs, Oil = BBLs

Generated on Monday, January 15, 2024 10:30 AM

© 2024 Enverus. All rights reserved. Unauthorized use prohibited.

Type	Production Date	Property Values				Owner Share			
		BTU	Volume	Price	Value	Owner Interest	Distribution Interest	Volume	Value
							Total RESIDUE	16.98	19.55
							Total Property		1,151.24

Revenue Statement

Owner	Operator	Check
— — — —	VITAL ENERGY, INC. (FORMERLY LAREDO PETROLEUM) 521 E 2ND ST STE 1000 TULSA, OK 74120-1852 (918) 513-4570	Check Number 871525 Check Amount — Check Date December 29, 2023

Copyright Notice
© 2024 Enverus. All rights reserved. Unauthorized use prohibited.
Data, reports, user interface, software and other content which is accessed by users through EnergyLink constitutes copyright protected content owned by Enverus. Any unauthorized copying, scraping, downloading, retransmission, redistribution, reproduction, republishing or other duplication or modification of copyright protected content is a violation of Canadian and US federal copyright laws and may be subject to legal action. Other than downloading of PDF copies of processed invoices for use in an unmodified format by authorized users, no one has permission to copy, scrape, download, retransmit, redistribute, reproduce, republish, duplicate, modify or make public for commercial use this copyright protected content, in any form, without the express written permission of Enverus.



EnergyLink can provide this data in Excel, CDEX, or any other requested format.
Visit <https://app.energylink.com/Features> to find out more information or call EnergyLink Support at 1-888-573-3364.



Type		Production Date	Property Values				Owner Share			
			BTU	Volume	Price	Value	Owner Interest	Distribution Interest	Volume	Value
Property: 16503		SUN GUNNER 10-46 (ALLOC-D) 4NA, State: TX, County: HOWARD								
OIL SALES										
	NON PARTICIPATING ROYALTY	Oct 23	9,349.83	87.92	815,785.21	0.00012348	0.00012348	1.15	101.50	
	Net Price: 87.2513									
	SEVERANCE TAX	Oct 23			(37,584.56)	0.00012348	0.00012346		(4.64)	
	NON PARTICIPATING ROYALTY	Oct 23	9,349.83	87.25	815,785.21	0.00050889	0.00050889	4.76	415.14	
	Net Price: 87.2513									
	SEVERANCE TAX	Oct 23			(37,584.56)	0.00050889	0.00050899		(19.13)	
	NON PARTICIPATING ROYALTY	Oct 23	9,349.83	87.92	815,785.21	0.00025059	0.00025059	2.34	206.00	
	Net Price: 87.2513									
	SEVERANCE TAX	Oct 23			(37,584.56)	0.00025059	0.00025064		(9.42)	
	NON PARTICIPATING ROYALTY	Oct 23	9,349.83	87.25	815,785.21	0.00018794	0.00018794	1.76	153.32	
	Net Price: 87.2513									
	SEVERANCE TAX	Oct 23			(37,584.56)	0.00018794	0.00018784		(7.06)	
	NON PARTICIPATING ROYALTY	Oct 23	9,349.83	87.93	815,785.21	0.00012667	0.00012667	1.18	104.13	
	Net Price: 87.2513									
	SEVERANCE TAX	Oct 23			(37,584.56)	0.00012667	0.00012665		(4.76)	
						Total OIL SALES		11.19	935.08	
PLANT PRODUCTS										
	NON PARTICIPATING ROYALTY	Oct 23	104,546.40	0.54	55,994.36	0.00025059	0.00025059	26.20	14.03	
	Net Price: 0.5356									

Type	Production Date	Property Values				Owner Share			
		BTU	Volume	Price	Value	Owner Interest	Distribution Interest	Volume	Value
MARKETING	Oct 23				162.21	0.00025059	0.00024659		0.04
SEVERANCE TAX	Oct 23				(2,648.99)	0.00025059	0.00024915		(0.66)
NON PARTICIPATING ROYALTY	Oct 23		104,546.40	0.54	55,994.36	0.00018794	0.00018794	19.65	10.52
<i>Net Price: 0.3376</i>									
MARKETING	Oct 23				162.21	0.00018794	0.00018495		0.03
OTHER DEDUCTS	Oct 23				(20,699.22)	0.00018794	0.00018794		(3.89)
SEVERANCE TAX	Oct 23				(2,648.99)	0.00018794	0.00018875		(0.50)
NON PARTICIPATING ROYALTY	Oct 23		104,546.40	0.54	55,994.36	0.00012348	0.00012348	12.91	6.92
<i>Net Price: 0.5356</i>									
MARKETING	Oct 23				162.21	0.00012348	0.00012330		0.02
SEVERANCE TAX	Oct 23				(2,648.99)	0.00012348	0.00012458		(0.33)
NON PARTICIPATING ROYALTY	Oct 23		104,546.40	0.54	55,994.36	0.00050889	0.00050889	53.20	28.50
<i>Net Price: 0.3376</i>									
MARKETING	Oct 23				162.21	0.00050889	0.00049319		0.08
OTHER DEDUCTS	Oct 23				(20,699.22)	0.00050889	0.00050889		(10.54)
PRODUCTION TAX	Oct 23				(9.02)	0.00050889	0.00110865		(0.01)
SEVERANCE TAX	Oct 23				(2,648.99)	0.00050889	0.00050963		(1.35)
NON PARTICIPATING ROYALTY	Oct 23		104,546.40	0.54	55,994.36	0.00012667	0.00012667	13.24	7.09
<i>Net Price: 0.5356</i>									
MARKETING	Oct 23				162.21	0.00012667	0.00012330		0.02
SEVERANCE TAX	Oct 23				(2,648.99)	0.00012667	0.00012835		(0.34)
Total PLANT PRODUCTS								125.20	49.63
RESIDUE									
NON PARTICIPATING ROYALTY	Oct 23	0.9750	12,324.69	1.55	19,165.76	0.00025059	0.00025059	3.09	4.80
<i>Net Price: 1.5551</i>									
MARKETING	Oct 23				55.52	0.00025059	0.00018012		0.01
SEVERANCE TAX	Oct 23				(906.69)	0.00025059	0.00025367		(0.23)
NON PARTICIPATING ROYALTY	Oct 23	0.9750	12,324.69	1.56	19,165.76	0.00018794	0.00018794	2.32	3.61
<i>Net Price: 0.9829</i>									
MARKETING	Oct 23				55.52	0.00018794	0.00018012		0.01
OTHER DEDUCTS	Oct 23				(7,051.96)	0.00018794	0.00018794		(1.32)
SEVERANCE TAX	Oct 23				(906.69)	0.00018794	0.00018750		(0.17)
NON PARTICIPATING ROYALTY	Oct 23	0.9750	12,324.69	1.56	19,165.76	0.00012348	0.00012348	1.52	2.37
<i>Net Price: 1.5551</i>									
MARKETING	Oct 23				55.52	0.00012348	0.00018012		0.01
SEVERANCE TAX	Oct 23				(906.69)	0.00012348	0.00012132		(0.11)
NON PARTICIPATING ROYALTY	Oct 23	0.9750	12,324.69	1.55	19,165.76	0.00050889	0.00050889	6.27	9.75
<i>Net Price: 0.9829</i>									
MARKETING	Oct 23				55.52	0.00050889	0.00054035		0.03
OTHER DEDUCTS	Oct 23				(7,051.96)	0.00050889	0.00050889		(3.59)
SEVERANCE TAX	Oct 23				(906.69)	0.00050889	0.00050734		(0.46)
NON PARTICIPATING ROYALTY	Oct 23	0.9750	12,324.69	1.55	19,165.76	0.00012667	0.00012667	1.56	2.42
<i>Net Price: 1.5551</i>									
MARKETING	Oct 23				55.52	0.00012667	0.00018012		0.01
SEVERANCE TAX	Oct 23				(906.69)	0.00012667	0.00012132		(0.11)

Represented Unit of Measure: Gas = MCFs, Plant Products = GALs, Oil = BBLs

Generated on Monday, January 15, 2024 10:30 AM

© 2024 Enverus. All rights reserved. Unauthorized use prohibited.

Type	Production Date	Property Values				Owner Share			
		BTU	Volume	Price	Value	Owner Interest	Distribution Interest	Volume	Value
							Total RESIDUE	14.76	17.03
							Total Property		1,001.74
			</						

Revenue Statement

Owner	Operator	Check
— — — —	VITAL ENERGY, INC. (FORMERLY LAREDO PETROLEUM) 521 E 2ND ST STE 1000 TULSA, OK 74120-1852 (918) 513-4570	Check Number 871525 Check Amount — Check Date December 29, 2023

Copyright Notice
© 2024 Enverus. All rights reserved. Unauthorized use prohibited.
Data, reports, user interface, software and other content which is accessed by users through EnergyLink constitutes copyright protected content owned by Enverus. Any unauthorized copying, scraping, downloading, retransmission, redistribution, reproduction, republishing or other duplication or modification of copyright protected content is a violation of Canadian and US federal copyright laws and may be subject to legal action. Other than downloading of PDF copies of processed invoices for use in an unmodified format by authorized users, no one has permission to copy, scrape, download, retransmit, redistribute, reproduce, republish, duplicate, modify or make public for commercial use this copyright protected content, in any form, without the express written permission of Enverus.



EnergyLink can provide this data in Excel, CDEX, or any other requested format.
Visit <https://app.energylink.com/Features> to find out more information or call EnergyLink Support at 1-888-573-3364.



Type		Production Date	Property Values				Owner Share			
			BTU	Volume	Price	Value	Owner Interest	Distribution Interest	Volume	Value
Property: 16504		SUN GUNNER 10-46 (ALLOC-D) 4NS, State: TX, County: HOWARD								
OIL SALES										
	NON PARTICIPATING ROYALTY	Oct 23	11,748.74	87.25	1,025,093.15	0.00018780	0.00018780	2.21	192.51	
	Net Price: 87.2513									
	SEVERANCE TAX	Oct 23			(47,227.72)	0.00018780	0.00018781		(8.87)	
	NON PARTICIPATING ROYALTY	Oct 23	11,748.74	87.92	1,025,093.15	0.00025041	0.00025041	2.94	258.66	
	Net Price: 87.2513									
	SEVERANCE TAX	Oct 23			(47,227.72)	0.00025041	0.00025049		(11.83)	
	NON PARTICIPATING ROYALTY	Oct 23	11,748.74	87.25	1,025,093.15	0.00050946	0.00050946	5.99	522.24	
	Net Price: 87.2513									
	SEVERANCE TAX	Oct 23			(47,227.72)	0.00050946	0.00050945		(24.06)	
	NON PARTICIPATING ROYALTY	Oct 23	11,748.74	87.92	1,025,093.15	0.00012658	0.00012658	1.49	130.76	
	Net Price: 87.2513									
	SEVERANCE TAX	Oct 23			(47,227.72)	0.00012658	0.00012662		(5.98)	
	NON PARTICIPATING ROYALTY	Oct 23	11,748.74	87.92	1,025,093.15	0.00012339	0.00012339	1.45	127.46	
	Net Price: 87.2513									
	SEVERANCE TAX	Oct 23			(47,227.72)	0.00012339	0.00012344		(5.83)	
						Total OIL SALES		14.08	1,175.06	
PLANT PRODUCTS										
	NON PARTICIPATING ROYALTY	Oct 23	144,126.04	0.54	77,192.92	0.00012339	0.00012339	17.78	9.52	
	Net Price: 0.5356									

Type	Production Date	Property Values				Owner Share			
		BTU	Volume	Price	Value	Owner Interest	Distribution Interest	Volume	Value
MARKETING	Oct 23				223.61	0.00012339	0.00013416		0.03
SEVERANCE TAX	Oct 23				(3,651.83)	0.00012339	0.00012323		(0.45)
NON PARTICIPATING ROYALTY	Oct 23		144,126.04	0.54	77,192.92	0.00050946	0.00050946	73.43	39.33
Net Price: 0.3376									
MARKETING	Oct 23				223.61	0.00050946	0.00049193		0.11
OTHER DEDUCTS	Oct 23				(28,535.63)	0.00050946	0.00050946		(14.54)
PRODUCTION TAX	Oct 23				(12.44)	0.00050946	0.00080386		(0.01)
SEVERANCE TAX	Oct 23				(3,651.83)	0.00050946	0.00050933		(1.86)
NON PARTICIPATING ROYALTY	Oct 23		144,126.04	0.54	77,192.92	0.00025041	0.00025041	36.09	19.33
Net Price: 0.5356									
MARKETING	Oct 23				223.61	0.00025041	0.00026832		0.06
SEVERANCE TAX	Oct 23				(3,651.83)	0.00025041	0.00024919		(0.91)
NON PARTICIPATING ROYALTY	Oct 23		144,126.04	0.54	77,192.92	0.00012658	0.00012658	18.24	9.77
Net Price: 0.5356									
MARKETING	Oct 23				223.61	0.00012658	0.00013416		0.03
SEVERANCE TAX	Oct 23				(3,651.83)	0.00012658	0.00012596		(0.46)
NON PARTICIPATING ROYALTY	Oct 23		144,126.04	0.54	77,192.92	0.00018780	0.00018780	27.07	14.50
Net Price: 0.3376									
MARKETING	Oct 23				223.61	0.00018780	0.00017888		0.04
OTHER DEDUCTS	Oct 23				(28,535.63)	0.00018780	0.00018780		(5.35)
SEVERANCE TAX	Oct 23				(3,651.83)	0.00018780	0.00018895		(0.69)
Total PLANT PRODUCTS								172.61	68.45
RESIDUE									
NON PARTICIPATING ROYALTY	Oct 23	0.9751	16,990.63	1.56	26,421.62	0.00012339	0.00012339	2.10	3.26
Net Price: 1.5551									
MARKETING	Oct 23				76.54	0.00012339	0.00013065		0.01
SEVERANCE TAX	Oct 23				(1,249.96)	0.00012339	0.00012000		(0.15)
NON PARTICIPATING ROYALTY	Oct 23	0.9750	16,990.63	1.56	26,421.62	0.00050946	0.00050946	8.66	13.46
Net Price: 0.9829									
MARKETING	Oct 23				76.54	0.00050946	0.00052260		0.04
OTHER DEDUCTS	Oct 23				(9,721.72)	0.00050946	0.00050946		(4.96)
SEVERANCE TAX	Oct 23				(1,249.96)	0.00050946	0.00051202		(0.64)
NON PARTICIPATING ROYALTY	Oct 23	0.9750	16,990.63	1.55	26,421.62	0.00025041	0.00025041	4.25	6.61
Net Price: 1.5551									
MARKETING	Oct 23				76.54	0.00025041	0.00026130		0.02
SEVERANCE TAX	Oct 23				(1,249.96)	0.00025041	0.00024801		(0.31)
NON PARTICIPATING ROYALTY	Oct 23	0.9750	16,990.63	1.56	26,421.62	0.00012658	0.00012658	2.15	3.35
Net Price: 1.5551									
MARKETING	Oct 23				76.54	0.00012658	0.00013065		0.01
SEVERANCE TAX	Oct 23				(1,249.96)	0.00012658	0.00012800		(0.16)
NON PARTICIPATING ROYALTY	Oct 23	0.9750	16,990.63	1.55	26,421.62	0.00018780	0.00018780	3.19	4.96
Net Price: 0.9829									
MARKETING	Oct 23				76.54	0.00018780	0.00013065		0.01
OTHER DEDUCTS	Oct 23				(9,721.72)	0.00018780	0.00018780		(1.82)
SEVERANCE TAX	Oct 23				(1,249.96)	0.00018780	0.00018401		(0.23)

Represented Unit of Measure: Gas = MCFs, Plant Products = GALs, Oil = BBLs

Generated on Monday, January 15, 2024 10:30 AM

© 2024 Enverus. All rights reserved. Unauthorized use prohibited.

Type	Production Date	Property Values				Owner Share			
		BTU	Volume	Price	Value	Owner Interest	Distribution Interest	Volume	Value
						Total RESIDUE		20.35	23.46
						Total Property			1,266.97

Revenue Statement

Owner	Operator	Check
— — — —	VITAL ENERGY, INC. (FORMERLY LAREDO PETROLEUM) 521 E 2ND ST STE 1000 TULSA, OK 74120-1852 (918) 513-4570	Check Number 871525 Check Amount — Check Date December 29, 2023

Copyright Notice
© 2024 Enverus. All rights reserved. Unauthorized use prohibited.
Data, reports, user interface, software and other content which is accessed by users through EnergyLink constitutes copyright protected content owned by Enverus. Any unauthorized copying, scraping, downloading, retransmission, redistribution, reproduction, republishing or other duplication or modification of copyright protected content is a violation of Canadian and US federal copyright laws and may be subject to legal action. Other than downloading of PDF copies of processed invoices for use in an unmodified format by authorized users, no one has permission to copy, scrape, download, retransmit, redistribute, reproduce, republish, duplicate, modify or make public for commercial use this copyright protected content, in any form, without the express written permission of Enverus.



EnergyLink can provide this data in Excel, CDEX, or any other requested format.
Visit <https://app.energylink.com/Features> to find out more information or call EnergyLink Support at 1-888-573-3364.



Type		Production Date	Property Values				Owner Share			
			BTU	Volume	Price	Value	Owner Interest	Distribution Interest	Volume	Value
Property: 41316		MEMPHIS FLASH 39-27 2A, State: TX, County: HOWARD								
OIL SALES										
	ROYALTY INTEREST	Oct 23	18,014.95		87.07	1,568,576.14	0.00226884	0.00226884	40.87	3,558.85
	Net Price: 87.0708									
	SEVERANCE TAX	Oct 23				(72,267.09)	0.00226884	0.00226881		(163.96)
	ROYALTY INTEREST	Oct 23	18,014.95		87.07	1,568,576.14	0.00193049	0.00193049	34.78	3,028.12
	Net Price: 87.0708									
	SEVERANCE TAX	Oct 23				(72,267.09)	0.00193049	0.00193048		(139.51)
							Total OIL SALES		75.65	6,283.50
PLANT PRODUCTS										
	ROYALTY INTEREST	Oct 23	94,276.88		0.58	54,753.57	0.00193049	0.00193049	182.00	105.70
	Net Price: 0.5808									
	MARKETING	Oct 23				114.18	0.00193049	0.00192678		0.22
	PRODUCTION TAX	Oct 23				(6.42)	0.00193049	0.00155763		(0.01)
	SEVERANCE TAX	Oct 23				(2,989.52)	0.00193049	0.00193008		(5.77)
	ROYALTY INTEREST	Oct 23	94,276.88		0.58	54,753.57	0.00226884	0.00226884	213.90	124.23
	Net Price: 0.5808									
	MARKETING	Oct 23				114.18	0.00226884	0.00227711		0.26
	PRODUCTION TAX	Oct 23				(6.42)	0.00226884	0.00311527		(0.02)
	SEVERANCE TAX	Oct 23				(2,989.52)	0.00226884	0.00226792		(6.78)
							Total PLANT PRODUCTS		395.90	217.83

Type	Production Date	Property Values				Owner Share				
		BTU	Volume	Price	Value	Owner Interest	Distribution Interest	Volume	Value	
RESIDUE	ROYALTY INTEREST	Oct 23	1.0042	6,837.54	1.64	11,194.68	0.00193049	0.00193049	13.20	21.61
	Net Price: 1.6372									
	MARKETING	Oct 23				23.35	0.00193049	0.00214133		0.05
	SEVERANCE TAX	Oct 23				(611.23)	0.00193049	0.00193053		(1.18)
	ROYALTY INTEREST	Oct 23	1.0042	6,837.54	1.64	11,194.68	0.00226884	0.00226884	15.51	25.40
	Net Price: 1.6372									
	MARKETING	Oct 23				23.35	0.00226884	0.00214133		0.05
	PRODUCTION TAX	Oct 23				(1.31)	0.00226884	0.00763359		(0.01)
	SEVERANCE TAX	Oct 23				(611.23)	0.00226884	0.00227410		(1.39)
	Total RESIDUE								28.71	44.53
Total Property									6,545.86	
-										
-										

Revenue Statement

Owner	Operator	Check
— — — —	VITAL ENERGY, INC. (FORMERLY LAREDO PETROLEUM) 521 E 2ND ST STE 1000 TULSA, OK 74120-1852 (918) 513-4570	Check Number 871525 Check Amount — Check Date December 29, 2023

Copyright Notice
© 2024 Enverus. All rights reserved. Unauthorized use prohibited.
Data, reports, user interface, software and other content which is accessed by users through EnergyLink constitutes copyright protected content owned by Enverus. Any unauthorized copying, scraping, downloading, retransmission, redistribution, reproduction, republishing or other duplication or modification of copyright protected content is a violation of Canadian and US federal copyright laws and may be subject to legal action. Other than downloading of PDF copies of processed invoices for use in an unmodified format by authorized users, no one has permission to copy, scrape, download, retransmit, redistribute, reproduce, republish, duplicate, modify or make public for commercial use this copyright protected content, in any form, without the express written permission of Enverus.



EnergyLink can provide this data in Excel, CDEX, or any other requested format.
Visit <https://app.energylink.com/Features> to find out more information or call EnergyLink Support at 1-888-573-3364.



		Production Date	Property Values				Owner Share			
			BTU	Volume	Price	Value	Owner Interest	Distribution Interest	Volume	Value
Property:	41317	GUNNER C 4A, State: TX, County: HOWARD								
OIL SALES										
	ROYALTY INTEREST	Oct 23	18,493.86		87.07	1,610,275.53	0.00189868	0.00189868	35.11	3,057.40
	Net Price: 87.0708									
	SEVERANCE TAX	Oct 23				(74,188.26)	0.00189868	0.00189868		(140.86)
	ROYALTY INTEREST	Oct 23	18,493.86		87.07	1,610,275.53	0.00161553	0.00161553	29.88	2,601.45
	Net Price: 87.0708									
	SEVERANCE TAX	Oct 23				(74,188.26)	0.00161553	0.00161549		(119.85)
	ROYALTY INTEREST	Oct 23	18,493.86		87.07	1,610,275.53	0.00017833	0.00017833	3.30	287.16
	Net Price: 87.0708									
	SEVERANCE TAX	Oct 23				(74,188.26)	0.00017833	0.00017833		(13.23)
	ROYALTY INTEREST	Oct 23	18,493.86		87.07	1,610,275.53	0.00004019	0.00004019	0.74	64.72
	Net Price: 87.0708									
	SEVERANCE TAX	Oct 23				(74,188.26)	0.00004019	0.00004017		(2.98)
							Total OIL SALES		69.03	5,733.81
PLANT PRODUCTS										
	ROYALTY INTEREST	Oct 23	117,255.92		0.58	68,099.21	0.00189868	0.00189868	222.63	129.30
	Net Price: 0.5808									
	MARKETING	Oct 23				142.01	0.00189868	0.00190128		0.27
	PRODUCTION TAX	Oct 23				(7.99)	0.00189868	0.00250313		(0.02)
	SEVERANCE TAX	Oct 23				(3,737.49)	0.00189868	0.00189967		(7.10)

Type	Production Date	Property Values				Owner Share			
		BTU	Volume	Price	Value	Owner Interest	Distribution Interest	Volume	Value
ROYALTY INTEREST	Oct 23	117,255.92		0.58	68,099.21	0.00004019	0.00004019	4.71	2.74
Net Price: 0.5808									
MARKETING	Oct 23				142.01	0.00004019	0.00007042		0.01
SEVERANCE TAX	Oct 23				(3,737.49)	0.00004019	0.00004013		(0.15)
ROYALTY INTEREST	Oct 23	117,255.92		0.58	68,099.21	0.00017833	0.00017833	20.91	12.14
Net Price: 0.5808									
MARKETING	Oct 23				142.01	0.00017833	0.00021125		0.03
SEVERANCE TAX	Oct 23				(3,737.49)	0.00017833	0.00017927		(0.67)
ROYALTY INTEREST	Oct 23	117,255.92		0.58	68,099.21	0.00161553	0.00161553	189.43	110.02
Net Price: 0.5808									
MARKETING	Oct 23				142.01	0.00161553	0.00161960		0.23
PRODUCTION TAX	Oct 23				(7.99)	0.00161553	0.00125156		(0.01)
SEVERANCE TAX	Oct 23				(3,737.49)	0.00161553	0.00161606		(6.04)
						Total PLANT PRODUCTS		437.68	240.75
RESIDUE									
ROYALTY INTEREST	Oct 23	1.0042	8,504.12	1.64	13,923.27	0.00189868	0.00189868	16.15	26.44
Net Price: 1.6372									
MARKETING	Oct 23				29.04	0.00189868	0.00206612		0.06
PRODUCTION TAX	Oct 23				(1.64)	0.00189868	0.00609756		(0.01)
SEVERANCE TAX	Oct 23				(764.15)	0.00189868	0.00189753		(1.45)
ROYALTY INTEREST	Oct 23	1.0041	8,504.12	1.64	13,923.27	0.00004019	0.00004019	0.34	0.56
Net Price: 1.6372									
SEVERANCE TAX	Oct 23				(764.15)	0.00004019	0.00003926		(0.03)
ROYALTY INTEREST	Oct 23	1.0042	8,504.12	1.64	13,923.27	0.00017833	0.00017833	1.52	2.48
Net Price: 1.6372									
MARKETING	Oct 23				29.04	0.00017833	0.00034435		0.01
SEVERANCE TAX	Oct 23				(764.15)	0.00017833	0.00018321		(0.14)
ROYALTY INTEREST	Oct 23	1.0042	8,504.12	1.64	13,923.27	0.00161553	0.00161553	13.74	22.49
Net Price: 1.6372									
MARKETING	Oct 23				29.04	0.00161553	0.00172176		0.05
SEVERANCE TAX	Oct 23				(764.15)	0.00161553	0.00162272		(1.24)
						Total RESIDUE		31.75	49.22
						Total Property			6,023.78

—
—

Revenue Statement

Owner	Operator	Check
— — — —	VITAL ENERGY, INC. (FORMERLY LAREDO PETROLEUM) 521 E 2ND ST STE 1000 TULSA, OK 74120-1852 (918) 513-4570	Check Number 871525 Check Amount — Check Date December 29, 2023

Copyright Notice
© 2024 Enverus. All rights reserved. Unauthorized use prohibited.
Data, reports, user interface, software and other content which is accessed by users through EnergyLink constitutes copyright protected content owned by Enverus. Any unauthorized copying, scraping, downloading, retransmission, redistribution, reproduction, republishing or other duplication or modification of copyright protected content is a violation of Canadian and US federal copyright laws and may be subject to legal action. Other than downloading of PDF copies of processed invoices for use in an unmodified format by authorized users, no one has permission to copy, scrape, download, retransmit, redistribute, reproduce, republish, duplicate, modify or make public for commercial use this copyright protected content, in any form, without the express written permission of Enverus.



EnergyLink can provide this data in Excel, CDEX, or any other requested format.
Visit <https://app.energylink.com/Features> to find out more information or call EnergyLink Support at 1-888-573-3364.



		Production Date	Property Values				Owner Share			
			BTU	Volume	Price	Value	Owner Interest	Distribution Interest	Volume	Value
Property:	41334	MEMPHIS FLASH 39-27 1LS, State: TX, County: HOWARD								
OIL SALES										
	ROYALTY INTEREST	Oct 23	11,317.91	87.07	985,459.28	0.00226884	0.00226884	25.68	2,235.85	
	Net Price: 87.0708									
	SEVERANCE TAX	Oct 23			(45,401.86)	0.00226884	0.00226885		(103.01)	
	ROYALTY INTEREST	Oct 23	11,317.91	87.07	985,459.28	0.00193049	0.00193049	21.85	1,902.42	
	Net Price: 87.0708									
	SEVERANCE TAX	Oct 23			(45,401.86)	0.00193049	0.00193054		(87.65)	
						Total OIL SALES		47.53	3,947.61	
PLANT PRODUCTS										
	ROYALTY INTEREST	Oct 23	50,639.75	0.58	29,410.25	0.00226884	0.00226884	114.89	66.73	
	Net Price: 0.5808									
	MARKETING	Oct 23			61.33	0.00226884	0.00228273		0.14	
	PRODUCTION TAX	Oct 23			(3.45)	0.00226884	0.00289855		(0.01)	
	SEVERANCE TAX	Oct 23			(1,597.80)	0.00226884	0.00227187		(3.63)	
	ROYALTY INTEREST	Oct 23	50,639.75	0.58	29,410.25	0.00193049	0.00193049	97.76	56.78	
	Net Price: 0.5808									
	MARKETING	Oct 23			61.33	0.00193049	0.00195663		0.12	
	PRODUCTION TAX	Oct 23			(3.45)	0.00193049	0.00289855		(0.01)	
	SEVERANCE TAX	Oct 23			(1,597.80)	0.00193049	0.00193391		(3.09)	
						Total PLANT PRODUCTS		212.65	117.03	

		Property Values				Owner Share				
Type	Production Date	BTU	Volume	Price	Value	Owner Interest	Distribution Interest	Volume	Value	
RESIDUE	ROYALTY INTEREST	Oct 23	1.0042	3,672.71	1.64	6,013.09	0.00226884	0.00226884	8.33	13.64
	Net Price: 1.6372									
	MARKETING	Oct 23				12.55	0.00226884	0.00239044		0.03
	SEVERANCE TAX	Oct 23				(326.68)	0.00226884	0.00226521		(0.74)
	ROYALTY INTEREST	Oct 23	1.0042	3,672.71	1.64	6,013.09	0.00193049	0.00193049	7.09	11.61
	Net Price: 1.6372									
	MARKETING	Oct 23				12.55	0.00193049	0.00239044		0.03
	SEVERANCE TAX	Oct 23				(326.68)	0.00193049	0.00192849		(0.63)
Total RESIDUE								15.42	23.94	
Total Property									4,088.58	

—
—

Revenue Statement

Owner	Operator	Check
— — — —	VITAL ENERGY, INC. (FORMERLY LAREDO PETROLEUM) 521 E 2ND ST STE 1000 TULSA, OK 74120-1852 (918) 513-4570	Check Number 871525 Check Amount — Check Date December 29, 2023

Copyright Notice
© 2024 Enverus. All rights reserved. Unauthorized use prohibited.
Data, reports, user interface, software and other content which is accessed by users through EnergyLink constitutes copyright protected content owned by Enverus. Any unauthorized copying, scraping, downloading, retransmission, redistribution, reproduction, republishing or other duplication or modification of copyright protected content is a violation of Canadian and US federal copyright laws and may be subject to legal action. Other than downloading of PDF copies of processed invoices for use in an unmodified format by authorized users, no one has permission to copy, scrape, download, retransmit, redistribute, reproduce, republish, duplicate, modify or make public for commercial use this copyright protected content, in any form, without the express written permission of Enverus.



EnergyLink can provide this data in Excel, CDEX, or any other requested format.
Visit <https://app.energylink.com/Features> to find out more information or call EnergyLink Support at 1-888-573-3364.



		Production Date	Property Values				Owner Share			
			BTU	Volume	Price	Value	Owner Interest	Distribution Interest	Volume	Value
Property:	41335	GUNNER C 3LS, State: TX, County: HOWARD								
OIL SALES										
	ROYALTY INTEREST	Oct 23	18,596.64	87.07	1,619,224.53	0.00015049	0.00015049	2.80	243.68	
	Net Price: 87.0708									
	SEVERANCE TAX	Oct 23			(74,600.56)	0.00015049	0.00015054		(11.23)	
	ROYALTY INTEREST	Oct 23	18,596.64	87.06	1,619,224.53	0.00003392	0.00003392	0.63	54.92	
	Net Price: 87.0708									
	SEVERANCE TAX	Oct 23			(74,600.56)	0.00003392	0.00003391		(2.53)	
	ROYALTY INTEREST	Oct 23	18,596.64	87.07	1,619,224.53	0.00195647	0.00195647	36.38	3,167.96	
	Net Price: 87.0708									
	SEVERANCE TAX	Oct 23			(74,600.56)	0.00195647	0.00195642		(145.95)	
	ROYALTY INTEREST	Oct 23	18,596.64	87.07	1,619,224.53	0.00166470	0.00166470	30.96	2,695.52	
	Net Price: 87.0708									
	SEVERANCE TAX	Oct 23			(74,600.56)	0.00166470	0.00166473		(124.19)	
						Total OIL SALES		70.77	5,878.18	
PLANT PRODUCTS										
	ROYALTY INTEREST	Oct 23	105,966.77	0.58	61,542.76	0.00015049	0.00015049	15.95	9.26	
	Net Price: 0.5808									
	MARKETING	Oct 23			128.34	0.00015049	0.00015584		0.02	
	SEVERANCE TAX	Oct 23			(3,368.35)	0.00015049	0.00015141		(0.51)	
	ROYALTY INTEREST	Oct 23	105,966.77	0.58	61,542.76	0.00166470	0.00166470	176.40	102.45	
	Net Price: 0.5808									

Represented Unit of Measure: Gas = MCFs, Plant Products = GALs, Oil = BBLs

Generated on Monday, January 15, 2024 10:30 AM

© 2024 Enverus. All rights reserved. Unauthorized use prohibited.

Type	Production Date	Property Values				Owner Share			
		BTU	Volume	Price	Value	Owner Interest	Distribution Interest	Volume	Value
MARKETING	Oct 23				128.34	0.00166470	0.00163628		0.21
PRODUCTION TAX	Oct 23				(7.23)	0.00166470	0.00138313		(0.01)
SEVERANCE TAX	Oct 23				(3,368.35)	0.00166470	0.00166550		(5.61)
ROYALTY INTEREST	Oct 23	105,966.77		0.58	61,542.76	0.00003392	0.00003392	3.59	2.09
Net Price: 0.5808									
SEVERANCE TAX	Oct 23				(3,368.35)	0.00003392	0.00003266		(0.11)
ROYALTY INTEREST	Oct 23	105,966.77		0.58	61,542.76	0.00195647	0.00195647	207.32	120.41
Net Price: 0.5808									
MARKETING	Oct 23				128.34	0.00195647	0.00194795		0.25
PRODUCTION TAX	Oct 23				(7.23)	0.00195647	0.00276625		(0.02)
SEVERANCE TAX	Oct 23				(3,368.35)	0.00195647	0.00195645		(6.59)
Total PLANT PRODUCTS								403.26	221.84
RESIDUE									
ROYALTY INTEREST	Oct 23	1.0042	7,685.36	1.63	12,582.76	0.00015049	0.00015049	1.16	1.89
Net Price: 1.6372									
SEVERANCE TAX	Oct 23				(688.68)	0.00015049	0.00014521		(0.10)
ROYALTY INTEREST	Oct 23	1.0042	7,685.36	1.64	12,582.76	0.00166470	0.00166470	12.79	20.95
Net Price: 1.6372									
MARKETING	Oct 23				26.24	0.00166470	0.00190549		0.05
SEVERANCE TAX	Oct 23				(688.68)	0.00166470	0.00166986		(1.15)
ROYALTY INTEREST	Oct 23	1.0042	7,685.36	1.65	12,582.76	0.00003392	0.00003392	0.26	0.43
Net Price: 1.6372									
SEVERANCE TAX	Oct 23				(688.68)	0.00003392	0.00002904		(0.02)
ROYALTY INTEREST	Oct 23	1.0042	7,685.36	1.64	12,582.76	0.00195647	0.00195647	15.04	24.62
Net Price: 1.6372									
MARKETING	Oct 23				26.24	0.00195647	0.00190549		0.05
PRODUCTION TAX	Oct 23				(1.48)	0.00195647	0.00675676		(0.01)
SEVERANCE TAX	Oct 23				(688.68)	0.00195647	0.00196027		(1.35)
Total RESIDUE								29.25	45.36
Total Property									6,145.38
-									
-									

Revenue Statement

Owner	Operator	Check
— — — —	VITAL ENERGY, INC. (FORMERLY LAREDO PETROLEUM) 521 E 2ND ST STE 1000 TULSA, OK 74120-1852 (918) 513-4570	Check Number 871525 Check Amount — Check Date December 29, 2023

Copyright Notice
© 2024 Enverus. All rights reserved. Unauthorized use prohibited.
Data, reports, user interface, software and other content which is accessed by users through EnergyLink constitutes copyright protected content owned by Enverus. Any unauthorized copying, scraping, downloading, retransmission, redistribution, reproduction, republishing or other duplication or modification of copyright protected content is a violation of Canadian and US federal copyright laws and may be subject to legal action. Other than downloading of PDF copies of processed invoices for use in an unmodified format by authorized users, no one has permission to copy, scrape, download, retransmit, redistribute, reproduce, republish, duplicate, modify or make public for commercial use this copyright protected content, in any form, without the express written permission of Enverus.



EnergyLink can provide this data in Excel, CDEX, or any other requested format.
Visit <https://app.energylink.com/Features> to find out more information or call EnergyLink Support at 1-888-573-3364.



		Production Date	Property Values				Owner Share			
			BTU	Volume	Price	Value	Owner Interest	Distribution Interest	Volume	Value
Property:	41336	GUNNER D 6LS, State: TX, County: HOWARD								
OIL SALES										
	ROYALTY INTEREST	Oct 23	18,518.80		87.07	1,612,446.44	0.00018688	0.00018688	3.46	301.33
	Net Price: 87.0708									
	SEVERANCE TAX	Oct 23				(74,288.28)	0.00018688	0.00018684		(13.88)
	ROYALTY INTEREST	Oct 23	18,518.80		87.08	1,612,446.44	0.00004212	0.00004212	0.78	67.92
	Net Price: 87.0708									
	SEVERANCE TAX	Oct 23				(74,288.28)	0.00004212	0.00004213		(3.13)
	ROYALTY INTEREST	Oct 23	18,518.80		87.07	1,612,446.44	0.00188094	0.00188094	34.83	3,032.92
	Net Price: 87.0708									
	SEVERANCE TAX	Oct 23				(74,288.28)	0.00188094	0.00188092		(139.73)
	ROYALTY INTEREST	Oct 23	18,518.80		87.07	1,612,446.44	0.00160044	0.00160044	29.64	2,580.62
	Net Price: 87.0708									
	SEVERANCE TAX	Oct 23				(74,288.28)	0.00160044	0.00160039		(118.89)
							Total OIL SALES		68.71	5,707.16
PLANT PRODUCTS										
	ROYALTY INTEREST	Oct 23	120,727.63		0.58	70,115.48	0.00160044	0.00160044	193.22	112.22
	Net Price: 0.5808									
	MARKETING	Oct 23				146.23	0.00160044	0.00157287		0.23
	PRODUCTION TAX	Oct 23				(8.24)	0.00160044	0.00121359		(0.01)
	SEVERANCE TAX	Oct 23				(3,850.02)	0.00160044	0.00159999		(6.16)

Type	Production Date	Property Values				Owner Share			
		BTU	Volume	Price	Value	Owner Interest	Distribution Interest	Volume	Value
ROYALTY INTEREST	Oct 23		120,727.63	0.58	70,115.48	0.00018688	0.00018688	22.56	13.10
Net Price: 0.5808									
MARKETING	Oct 23				146.23	0.00018688	0.00020516		0.03
SEVERANCE TAX	Oct 23				(3,850.02)	0.00018688	0.00018701		(0.72)
ROYALTY INTEREST	Oct 23		120,727.63	0.58	70,115.48	0.00004212	0.00004212	5.09	2.95
Net Price: 0.5808									
MARKETING	Oct 23				146.23	0.00004212	0.00006839		0.01
SEVERANCE TAX	Oct 23				(3,850.02)	0.00004212	0.00004156		(0.16)
ROYALTY INTEREST	Oct 23		120,727.63	0.58	70,115.48	0.00188094	0.00188094	227.08	131.88
Net Price: 0.5808									
MARKETING	Oct 23				146.23	0.00188094	0.00191479		0.28
PRODUCTION TAX	Oct 23				(8.24)	0.00188094	0.00242718		(0.02)
SEVERANCE TAX	Oct 23				(3,850.02)	0.00188094	0.00188051		(7.24)
Total PLANT PRODUCTS								447.95	246.39
RESIDUE									
ROYALTY INTEREST	Oct 23	1.0042	8,755.91	1.64	14,335.51	0.00160044	0.00160044	14.01	22.94
Net Price: 1.6372									
MARKETING	Oct 23				29.89	0.00160044	0.00167280		0.05
SEVERANCE TAX	Oct 23				(787.16)	0.00160044	0.00160069		(1.26)
ROYALTY INTEREST	Oct 23	1.0042	8,755.91	1.64	14,335.51	0.00018688	0.00018688	1.64	2.68
Net Price: 1.6372									
MARKETING	Oct 23				29.89	0.00018688	0.00033456		0.01
SEVERANCE TAX	Oct 23				(787.16)	0.00018688	0.00019056		(0.15)
ROYALTY INTEREST	Oct 23	1.0043	8,755.91	1.63	14,335.51	0.00004212	0.00004212	0.37	0.60
Net Price: 1.6372									
SEVERANCE TAX	Oct 23				(787.16)	0.00004212	0.00003811		(0.03)
ROYALTY INTEREST	Oct 23	1.0042	8,755.91	1.64	14,335.51	0.00188094	0.00188094	16.47	26.96
Net Price: 1.6372									
MARKETING	Oct 23				29.89	0.00188094	0.00200736		0.06
PRODUCTION TAX	Oct 23				(1.68)	0.00188094	0.00595238		(0.01)
SEVERANCE TAX	Oct 23				(787.16)	0.00188094	0.00188018		(1.48)
Total RESIDUE								32.49	50.37
Total Property									6,003.92

—

—

Revenue Statement

Owner	Operator	Check
— — — —	VITAL ENERGY, INC. (FORMERLY LAREDO PETROLEUM) 521 E 2ND ST STE 1000 TULSA, OK 74120-1852 (918) 513-4570	Check Number 871525 Check Amount — Check Date December 29, 2023

Copyright Notice
© 2024 Enverus. All rights reserved. Unauthorized use prohibited.
Data, reports, user interface, software and other content which is accessed by users through EnergyLink constitutes copyright protected content owned by Enverus. Any unauthorized copying, scraping, downloading, retransmission, redistribution, reproduction, republishing or other duplication or modification of copyright protected content is a violation of Canadian and US federal copyright laws and may be subject to legal action. Other than downloading of PDF copies of processed invoices for use in an unmodified format by authorized users, no one has permission to copy, scrape, download, retransmit, redistribute, reproduce, republish, duplicate, modify or make public for commercial use this copyright protected content, in any form, without the express written permission of Enverus.



EnergyLink can provide this data in Excel, CDEX, or any other requested format.
Visit <https://app.energylink.com/Features> to find out more information or call EnergyLink Support at 1-888-573-3364.



		Production Date	Property Values				Owner Share			
Type			BTU	Volume	Price	Value	Owner Interest	Distribution Interest	Volume	Value
Property: 41913		GUNNER D 5MS, State: TX, County: HOWARD								
OIL SALES										
	ROYALTY INTEREST	Oct 23	8,053.30		87.07	701,207.22	0.00191548	0.00191548	15.43	1,343.15
	Net Price: 87.0708									
	SEVERANCE TAX	Oct 23				(32,305.86)	0.00191548	0.00191544		(61.88)
	ROYALTY INTEREST	Oct 23	8,053.30		87.07	701,207.22	0.00162983	0.00162983	13.13	1,142.85
	Net Price: 87.0708									
	SEVERANCE TAX	Oct 23				(32,305.86)	0.00162983	0.00162974		(52.65)
	ROYALTY INTEREST	Oct 23	8,053.30		87.07	701,207.22	0.00017024	0.00017024	1.37	119.37
	Net Price: 87.0708									
	SEVERANCE TAX	Oct 23				(32,305.86)	0.00017024	0.00017025		(5.50)
	ROYALTY INTEREST	Oct 23	8,053.30		87.09	701,207.22	0.00003837	0.00003837	0.31	26.91
	Net Price: 87.0708									
	SEVERANCE TAX	Oct 23				(32,305.86)	0.00003837	0.00003838		(1.24)
							Total OIL SALES		30.24	2,511.01
PLANT PRODUCTS										
	ROYALTY INTEREST	Oct 23	35,691.86		0.58	20,728.90	0.00017024	0.00017024	6.08	3.53
	Net Price: 0.5808									
	MARKETING	Oct 23				43.23	0.00017024	0.00023132		0.01
	SEVERANCE TAX	Oct 23				(1,125.84)	0.00017024	0.00016876		(0.19)
	ROYALTY INTEREST	Oct 23	35,691.86		0.58	20,728.90	0.00003837	0.00003837	1.37	0.80
	Net Price: 0.5808									

Represented Unit of Measure: Gas = MCFs, Plant Products = GALs, Oil = BBLs

Generated on Monday, January 15, 2024 10:30 AM

© 2024 Enverus. All rights reserved. Unauthorized use prohibited.

Type	Production Date	Property Values				Owner Share			
		BTU	Volume	Price	Value	Owner Interest	Distribution Interest	Volume	Value
SEVERANCE TAX	Oct 23				(1,125.84)	0.00003837	0.00003553		(0.04)
ROYALTY INTEREST	Oct 23		35,691.86	0.58	20,728.90	0.00162983	0.00162983	58.17	33.79
Net Price: 0.5808									
MARKETING	Oct 23				43.23	0.00162983	0.00161925		0.07
PRODUCTION TAX	Oct 23				(2.44)	0.00162983	0.00409836		(0.01)
SEVERANCE TAX	Oct 23				(1,125.84)	0.00162983	0.00163434		(1.84)
ROYALTY INTEREST	Oct 23		35,691.86	0.58	20,728.90	0.00191548	0.00191548	68.37	39.71
Net Price: 0.5808									
MARKETING	Oct 23				43.23	0.00191548	0.00185057		0.08
PRODUCTION TAX	Oct 23				(2.44)	0.00191548	0.00409836		(0.01)
SEVERANCE TAX	Oct 23				(1,125.84)	0.00191548	0.00191857		(2.16)
Total PLANT PRODUCTS								133.99	73.74
RESIDUE									
ROYALTY INTEREST	Oct 23	1.0041	2,588.59	1.63	4,238.14	0.00017024	0.00017024	0.44	0.72
Net Price: 1.6372									
SEVERANCE TAX	Oct 23				(230.18)	0.00017024	0.00017378		(0.04)
ROYALTY INTEREST	Oct 23	1.0040	2,588.59	1.61	4,238.14	0.00003837	0.00003837	0.10	0.16
Net Price: 1.6372									
SEVERANCE TAX	Oct 23				(230.18)	0.00003837	0.00004344		(0.01)
ROYALTY INTEREST	Oct 23	1.0042	2,588.59	1.64	4,238.14	0.00162983	0.00162983	4.22	6.91
Net Price: 1.6372									
MARKETING	Oct 23				8.84	0.00162983	0.00226244		0.02
SEVERANCE TAX	Oct 23				(230.18)	0.00162983	0.00165088		(0.38)
ROYALTY INTEREST	Oct 23	1.0042	2,588.59	1.64	4,238.14	0.00191548	0.00191548	4.96	8.12
Net Price: 1.6372									
MARKETING	Oct 23				8.84	0.00191548	0.00226244		0.02
SEVERANCE TAX	Oct 23				(230.18)	0.00191548	0.00191155		(0.44)
Total RESIDUE								9.72	15.08
Total Property									2,599.83
-									
-									

Revenue Statement

Owner	Operator	Check
— — — —	VITAL ENERGY, INC. (FORMERLY LAREDO PETROLEUM) 521 E 2ND ST STE 1000 TULSA, OK 74120-1852 (918) 513-4570	Check Number 864460 Check Amount — Check Date November 30, 2023

Copyright Notice
© 2024 Enverus. All rights reserved. Unauthorized use prohibited.
Data, reports, user interface, software and other content which is accessed by users through EnergyLink constitutes copyright protected content owned by Enverus. Any unauthorized copying, scraping, downloading, retransmission, redistribution, reproduction, republishing or other duplication or modification of copyright protected content is a violation of Canadian and US federal copyright laws and may be subject to legal action. Other than downloading of PDF copies of processed invoices for use in an unmodified format by authorized users, no one has permission to copy, scrape, download, retransmit, redistribute, reproduce, republish, duplicate, modify or make public for commercial use this copyright protected content, in any form, without the express written permission of Enverus.



EnergyLink can provide this data in Excel, CDEX, or any other requested format.
Visit <https://app.energylink.com/Features> to find out more information or call EnergyLink Support at 1-888-573-3364.



Type		Production Date	Property Values				Owner Share			
			BTU	Volume	Price	Value	Owner Interest	Distribution Interest	Volume	Value
Property: 15892		GUNNER 03-39 1AH, State: TX, County: HOWARD								
OIL SALES										
	ROYALTY INTEREST	Sep 23		3,258.78	91.16	297,046.87	0.00024636	0.00024636	0.80	73.18
	Net Price: 91.1527									
	SEVERANCE TAX	Sep 23				(13,684.52)	0.00024636	0.00024626		(3.37)
	ROYALTY INTEREST	Sep 23		3,258.78	91.15	297,046.87	0.00109306	0.00109306	3.56	324.69
	Net Price: 91.1527									
	SEVERANCE TAX	Sep 23				(13,684.52)	0.00109306	0.00109321		(14.96)
							Total OIL SALES		4.36	379.54
PLANT PRODUCTS										
	ROYALTY INTEREST	Sep 23		31,008.43	0.63	19,591.71	0.00024636	0.00024636	7.64	4.83
	Net Price: 0.6318									
	MARKETING	Sep 23				35.67	0.00024636	0.00028035		0.01
	SEVERANCE TAX	Sep 23				(1,169.60)	0.00024636	0.00024795		(0.29)
	ROYALTY INTEREST	Sep 23		31,008.43	0.63	19,591.71	0.00109306	0.00109306	33.89	21.42
	Net Price: 0.6318									
	MARKETING	Sep 23				35.67	0.00109306	0.00112139		0.04
	SEVERANCE TAX	Sep 23				(1,169.60)	0.00109306	0.00109439		(1.28)
							Total PLANT PRODUCTS		41.53	24.73
RESIDUE										
	ROYALTY INTEREST	Sep 23	0.9642	1,837.50	1.66	3,047.89	0.00024636	0.00024636	0.45	0.75
	Net Price: 1.6587									

Type	Production Date	Property Values				Owner Share			
		BTU	Volume	Price	Value	Owner Interest	Distribution Interest	Volume	Value
SEVERANCE TAX	Sep 23				(181.96)	0.00024636	0.00021983		(0.04)
ROYALTY INTEREST	Sep 23	0.9643	1,837.50	1.66	3,047.89	0.00109306	0.00109306	2.01	3.33
Net Price: 1.6587									
MARKETING	Sep 23				5.55	0.00109306	0.00180180		0.01
SEVERANCE TAX	Sep 23				(181.96)	0.00109306	0.00109914		(0.20)
Total RESIDUE								2.46	3.85
Total Property									408.12

—

Revenue Statement

Owner	Operator	Check
— — — —	VITAL ENERGY, INC. (FORMERLY LAREDO PETROLEUM) 521 E 2ND ST STE 1000 TULSA, OK 74120-1852 (918) 513-4570	Check Number 864460 Check Amount — Check Date November 30, 2023

Copyright Notice
© 2024 Enverus. All rights reserved. Unauthorized use prohibited.
Data, reports, user interface, software and other content which is accessed by users through EnergyLink constitutes copyright protected content owned by Enverus. Any unauthorized copying, scraping, downloading, retransmission, redistribution, reproduction, republishing or other duplication or modification of copyright protected content is a violation of Canadian and US federal copyright laws and may be subject to legal action. Other than downloading of PDF copies of processed invoices for use in an unmodified format by authorized users, no one has permission to copy, scrape, download, retransmit, redistribute, reproduce, republish, duplicate, modify or make public for commercial use this copyright protected content, in any form, without the express written permission of Enverus.



EnergyLink can provide this data in Excel, CDEX, or any other requested format.
Visit <https://app.energylink.com/Features> to find out more information or call EnergyLink Support at 1-888-573-3364.



Type		Production Date	Property Values				Owner Share			
			BTU	Volume	Price	Value	Owner Interest	Distribution Interest	Volume	Value
Property: 15893		GUNNER 03-39 1SH, State: TX, County: HOWARD								
OIL SALES										
	ROYALTY INTEREST	Sep 23		3,413.80	91.15	311,176.81	0.00109306	0.00109306	3.73	340.13
	Net Price: 91.1527									
	SEVERANCE TAX	Sep 23				(14,335.47)	0.00109306	0.00109309		(15.67)
	ROYALTY INTEREST	Sep 23		3,413.80	91.15	311,176.81	0.00024636	0.00024636	0.84	76.66
	Net Price: 91.1527									
	SEVERANCE TAX	Sep 23				(14,335.47)	0.00024636	0.00024624		(3.53)
							Total OIL SALES		4.57	397.59
PLANT PRODUCTS										
	ROYALTY INTEREST	Sep 23		30,139.37	0.69	20,859.72	0.00024636	0.00024636	7.43	5.14
	Net Price: 0.6921									
	MARKETING	Sep 23				46.92	0.00024636	0.00021313		0.01
	SEVERANCE TAX	Sep 23				(1,170.22)	0.00024636	0.00024782		(0.29)
	ROYALTY INTEREST	Sep 23		30,139.37	0.69	20,859.72	0.00109306	0.00109306	32.94	22.80
	Net Price: 0.6921									
	MARKETING	Sep 23				46.92	0.00109306	0.00106564		0.05
	SEVERANCE TAX	Sep 23				(1,170.22)	0.00109306	0.00109381		(1.28)
							Total PLANT PRODUCTS		40.37	26.43
RESIDUE										
	ROYALTY INTEREST	Sep 23	0.9643	3,481.97	1.66	5,775.60	0.00024636	0.00024636	0.86	1.42
	Net Price: 1.6587									

Type	Production Date	Property Values				Owner Share			
		BTU	Volume	Price	Value	Owner Interest	Distribution Interest	Volume	Value
SEVERANCE TAX	Sep 23				(324.01)	0.00024636	0.00024691		(0.08)
ROYALTY INTEREST	Sep 23	0.9643	3,481.97	1.66	5,775.60	0.00109306	0.00109306	3.81	6.31
Net Price: 1.6587									
MARKETING	Sep 23				12.99	0.00109306	0.00076982		0.01
SEVERANCE TAX	Sep 23				(324.01)	0.00109306	0.00108021		(0.35)
Total RESIDUE								4.67	7.31
Total Property									431.33

—

Revenue Statement

Owner	Operator	Check
— — — —	VITAL ENERGY, INC. (FORMERLY LAREDO PETROLEUM) 521 E 2ND ST STE 1000 TULSA, OK 74120-1852 (918) 513-4570	Check Number 864460 Check Amount — Check Date November 30, 2023

Copyright Notice
© 2024 Enverus. All rights reserved. Unauthorized use prohibited.
Data, reports, user interface, software and other content which is accessed by users through EnergyLink constitutes copyright protected content owned by Enverus. Any unauthorized copying, scraping, downloading, retransmission, redistribution, reproduction, republishing or other duplication or modification of copyright protected content is a violation of Canadian and US federal copyright laws and may be subject to legal action. Other than downloading of PDF copies of processed invoices for use in an unmodified format by authorized users, no one has permission to copy, scrape, download, retransmit, redistribute, reproduce, republish, duplicate, modify or make public for commercial use this copyright protected content, in any form, without the express written permission of Enverus.



EnergyLink can provide this data in Excel, CDEX, or any other requested format.
Visit <https://app.energylink.com/Features> to find out more information or call EnergyLink Support at 1-888-573-3364.



Type		Production Date	Property Values				Owner Share			
			BTU	Volume	Price	Value	Owner Interest	Distribution Interest	Volume	Value
Property: 15899		MEMPHIS FLASH 39-27 4AH, State: TX, County: HOWARD								
OIL SALES										
	ROYALTY INTEREST	Sep 23		26.72	91.09	2,435.94	0.00193049	0.00193049	0.05	4.70
	Net Price: 91.1521									
	SEVERANCE TAX	Sep 23				(112.22)	0.00193049	0.00196044		(0.22)
	ROYALTY INTEREST	Sep 23		26.72	91.25	2,435.94	0.00226884	0.00226884	0.06	5.53
	Net Price: 91.1521									
	SEVERANCE TAX	Sep 23				(112.22)	0.00226884	0.00222777		(0.25)
	Total OIL SALES								0.11	9.76
PLANT PRODUCTS										
	ROYALTY INTEREST	Sep 23		71.24	0.68	46.84	0.00226884	0.00226884	0.16	0.11
	Net Price: 0.6575									
	SEVERANCE TAX	Sep 23				(2.77)	0.00226884	0.00361011		(0.01)
	ROYALTY INTEREST	Sep 23		71.24	0.65	46.84	0.00193049	0.00193049	0.14	0.09
	Net Price: 0.6575									
	SEVERANCE TAX	Sep 23				(2.77)	0.00193049	0.00361011		(0.01)
	Total PLANT PRODUCTS								0.30	0.18
RESIDUE										
	ROYALTY INTEREST	Sep 23	0.9646	4.98	1.77	8.28	0.00226884	0.00226884	0.01	0.02
	Net Price: 1.6613									
	ROYALTY INTEREST	Sep 23	0.9688	4.98	2.08	8.28	0.00193049	0.00193049	0.01	0.02
	Net Price: 1.6613									

Type	Production Date	Property Values				Owner Share			
		BTU	Volume	Price	Value	Owner Interest	Distribution Interest	Volume	Value
						Total RESIDUE		0.02	0.04
						Total Property			9.98

—

Revenue Statement

Owner	Operator	Check
— — — —	VITAL ENERGY, INC. (FORMERLY LAREDO PETROLEUM) 521 E 2ND ST STE 1000 TULSA, OK 74120-1852 (918) 513-4570	Check Number 864460 Check Amount — Check Date November 30, 2023

Copyright Notice
© 2024 Enverus. All rights reserved. Unauthorized use prohibited.
Data, reports, user interface, software and other content which is accessed by users through EnergyLink constitutes copyright protected content owned by Enverus. Any unauthorized copying, scraping, downloading, retransmission, redistribution, reproduction, republishing or other duplication or modification of copyright protected content is a violation of Canadian and US federal copyright laws and may be subject to legal action. Other than downloading of PDF copies of processed invoices for use in an unmodified format by authorized users, no one has permission to copy, scrape, download, retransmit, redistribute, reproduce, republish, duplicate, modify or make public for commercial use this copyright protected content, in any form, without the express written permission of Enverus.



EnergyLink can provide this data in Excel, CDEX, or any other requested format.
Visit <https://app.energylink.com/Features> to find out more information or call EnergyLink Support at 1-888-573-3364.



Type		Production Date	Property Values				Owner Share			
			BTU	Volume	Price	Value	Owner Interest	Distribution Interest	Volume	Value
Property: 16499		SUN GUNNER 10-03 (ALLOC-A) 1NA, State: TX, County: HOWARD								
OIL SALES										
	NON PARTICIPATING ROYALTY	Sep 23	6,509.36	90.92	591,800.54		0.00103854	0.00103854	6.76	614.61
	Net Price: 90.9153									
	SEVERANCE TAX	Sep 23			(27,263.51)		0.00103854	0.00103838		(28.31)
	NON PARTICIPATING ROYALTY	Sep 23	6,509.36	91.58	591,800.54		0.00000748	0.00000748	0.05	4.46
	Net Price: 90.9153									
	SEVERANCE TAX	Sep 23			(27,263.51)		0.00000748	0.00000734		(0.20)
	NON PARTICIPATING ROYALTY	Sep 23	6,509.36	91.58	591,800.54		0.00000767	0.00000767	0.05	4.57
	Net Price: 90.9153									
	SEVERANCE TAX	Sep 23			(27,263.51)		0.00000767	0.00000770		(0.21)
	NON PARTICIPATING ROYALTY	Sep 23	6,509.36	91.69	591,800.54		0.00001517	0.00001517	0.10	9.05
	Net Price: 90.9153									
	SEVERANCE TAX	Sep 23			(27,263.51)		0.00001517	0.00001504		(0.41)
							Total OIL SALES		6.96	603.56
PLANT PRODUCTS										
	NON PARTICIPATING ROYALTY	Sep 23	76,849.31	0.59	45,978.04		0.00000748	0.00000748	0.57	0.34
	Net Price: 0.5983									
	SEVERANCE TAX	Sep 23			(2,500.16)		0.00000748	0.00000800		(0.02)
	NON PARTICIPATING ROYALTY	Sep 23	76,849.31	0.60	45,978.04		0.00103854	0.00103854	79.81	47.75
	Net Price: 0.4339									

		Property Values				Owner Share			
Type	Production Date	BTU	Volume	Price	Value	Owner Interest	Distribution Interest	Volume	Value
MARKETING	Sep 23				115.69	0.00103854	0.00103726		0.12
OTHER DEDUCTS	Sep 23				(12,630.59)	0.00103854	0.00103854		(13.12)
PRODUCTION TAX	Sep 23				(6.43)	0.00103854	0.00155521		(0.01)
SEVERANCE TAX	Sep 23				(2,500.16)	0.00103854	0.00103993		(2.60)
NON PARTICIPATING ROYALTY	Sep 23	76,849.31		0.60	45,978.04	0.00001517	0.00001517	1.17	0.70
Net Price: 0.5983									
SEVERANCE TAX	Sep 23				(2,500.16)	0.00001517	0.00001600		(0.04)
NON PARTICIPATING ROYALTY	Sep 23	76,849.31		0.59	45,978.04	0.00000767	0.00000767	0.59	0.35
Net Price: 0.5983									
SEVERANCE TAX	Sep 23				(2,500.16)	0.00000767	0.00000800		(0.02)
						Total PLANT PRODUCTS		82.14	33.45
RESIDUE									
NON PARTICIPATING ROYALTY	Sep 23	0.9535	8,343.01	1.76	13,765.19	0.00000748	0.00000748	0.06	0.11
Net Price: 1.6499									
SEVERANCE TAX	Sep 23				(748.52)	0.00000748	0.00001336		(0.01)
NON PARTICIPATING ROYALTY	Sep 23	0.9546	8,343.01	1.65	13,765.19	0.00103854	0.00103854	8.66	14.29
Net Price: 1.1948									
MARKETING	Sep 23				34.64	0.00103854	0.00115473		0.04
OTHER DEDUCTS	Sep 23				(3,796.73)	0.00103854	0.00103854		(3.94)
SEVERANCE TAX	Sep 23				(748.52)	0.00103854	0.00104206		(0.78)
NON PARTICIPATING ROYALTY	Sep 23	0.9542	8,343.01	1.66	13,765.19	0.00001517	0.00001517	0.13	0.21
Net Price: 1.6499									
SEVERANCE TAX	Sep 23				(748.52)	0.00001517	0.00001336		(0.01)
NON PARTICIPATING ROYALTY	Sep 23	0.9547	8,343.01	1.72	13,765.19	0.00000767	0.00000767	0.06	0.11
Net Price: 1.6499									
SEVERANCE TAX	Sep 23				(748.52)	0.00000767	0.00001336		(0.01)
						Total RESIDUE		8.91	10.01
						Total Property			647.02

—

Revenue Statement

Owner	Operator	Check
— — — —	VITAL ENERGY, INC. (FORMERLY LAREDO PETROLEUM) 521 E 2ND ST STE 1000 TULSA, OK 74120-1852 (918) 513-4570	Check Number 864460 Check Amount — Check Date November 30, 2023

Copyright Notice
© 2024 Enverus. All rights reserved. Unauthorized use prohibited.
Data, reports, user interface, software and other content which is accessed by users through EnergyLink constitutes copyright protected content owned by Enverus. Any unauthorized copying, scraping, downloading, retransmission, redistribution, reproduction, republishing or other duplication or modification of copyright protected content is a violation of Canadian and US federal copyright laws and may be subject to legal action. Other than downloading of PDF copies of processed invoices for use in an unmodified format by authorized users, no one has permission to copy, scrape, download, retransmit, redistribute, reproduce, republish, duplicate, modify or make public for commercial use this copyright protected content, in any form, without the express written permission of Enverus.



EnergyLink can provide this data in Excel, CDEX, or any other requested format.
Visit <https://app.energylink.com/Features> to find out more information or call EnergyLink Support at 1-888-573-3364.



Type		Production Date	Property Values				Owner Share			
			BTU	Volume	Price	Value	Owner Interest	Distribution Interest	Volume	Value
Property:		16500	SUN GUNNER 10-03 (ALLOC-A) 1NS, State: TX, County: HOWARD							
OIL SALES										
	NON PARTICIPATING ROYALTY	Sep 23		7,811.60	91.57	710,194.41	0.00000774	0.00000774	0.06	5.54
	Net Price: 90.9153									
	SEVERANCE TAX	Sep 23				(32,717.76)	0.00000774	0.00000764		(0.25)
	NON PARTICIPATING ROYALTY	Sep 23		7,811.60	90.92	710,194.41	0.00103622	0.00103622	8.09	735.92
	Net Price: 90.9153									
	SEVERANCE TAX	Sep 23				(32,717.76)	0.00103622	0.00103614		(33.90)
	NON PARTICIPATING ROYALTY	Sep 23		7,811.60	91.60	710,194.41	0.00001570	0.00001570	0.12	11.23
	Net Price: 90.9153									
	SEVERANCE TAX	Sep 23				(32,717.76)	0.00001570	0.00001559		(0.51)
	NON PARTICIPATING ROYALTY	Sep 23		7,811.60	91.61	710,194.41	0.00000794	0.00000794	0.06	5.68
	Net Price: 90.9153									
	SEVERANCE TAX	Sep 23				(32,717.76)	0.00000794	0.00000795		(0.26)
							Total OIL SALES		8.33	723.45
PLANT PRODUCTS										
	NON PARTICIPATING ROYALTY	Sep 23		130,291.00	0.60	77,951.60	0.00001570	0.00001570	2.05	1.23
	Net Price: 0.5983									
	SEVERANCE TAX	Sep 23				(4,238.83)	0.00001570	0.00001651		(0.07)
	NON PARTICIPATING ROYALTY	Sep 23		130,291.00	0.60	77,951.60	0.00000794	0.00000794	1.03	0.62
	Net Price: 0.5983									

Type	Production Date	Property Values				Owner Share			
		BTU	Volume	Price	Value	Owner Interest	Distribution Interest	Volume	Value
SEVERANCE TAX	Sep 23				(4,238.83)	0.00000794	0.00000708		(0.03)
NON PARTICIPATING ROYALTY	Sep 23		130,291.00	0.60	77,951.60	0.00103622	0.00103622	135.01	80.77
Net Price: 0.4339									
MARKETING	Sep 23				196.14	0.00103622	0.00101968		0.20
OTHER DEDUCTS	Sep 23				(21,413.97)	0.00103622	0.00103622		(22.19)
PRODUCTION TAX	Sep 23				(10.89)	0.00103622	0.00091827		(0.01)
SEVERANCE TAX	Sep 23				(4,238.83)	0.00103622	0.00103566		(4.39)
NON PARTICIPATING ROYALTY	Sep 23		130,291.00	0.60	77,951.60	0.00000774	0.00000774	1.01	0.61
Net Price: 0.5983									
SEVERANCE TAX	Sep 23				(4,238.83)	0.00000774	0.00000708		(0.03)
Total PLANT PRODUCTS								139.10	56.71
RESIDUE									
NON PARTICIPATING ROYALTY	Sep 23	0.9545	14,144.82	1.67	23,337.62	0.00001570	0.00001570	0.22	0.37
Net Price: 1.6499									
SEVERANCE TAX	Sep 23				(1,269.04)	0.00001570	0.00001576		(0.02)
NON PARTICIPATING ROYALTY	Sep 23	0.9546	14,144.82	1.69	23,337.62	0.00000794	0.00000794	0.11	0.19
Net Price: 1.6499									
SEVERANCE TAX	Sep 23				(1,269.04)	0.00000794	0.00000788		(0.01)
NON PARTICIPATING ROYALTY	Sep 23	0.9546	14,144.82	1.65	23,337.62	0.00103622	0.00103622	14.66	24.18
Net Price: 1.1948									
MARKETING	Sep 23				58.72	0.00103622	0.00102180		0.06
OTHER DEDUCTS	Sep 23				(6,437.00)	0.00103622	0.00103622		(6.66)
SEVERANCE TAX	Sep 23				(1,269.04)	0.00103622	0.00103228		(1.31)
NON PARTICIPATING ROYALTY	Sep 23	0.9552	14,144.82	1.65	23,337.62	0.00000774	0.00000774	0.11	0.18
Net Price: 1.6499									
SEVERANCE TAX	Sep 23				(1,269.04)	0.00000774	0.00000788		(0.01)
Total RESIDUE								15.10	16.97
Total Property									797.13

—

Revenue Statement

Owner	Operator	Check
— — — —	VITAL ENERGY, INC. (FORMERLY LAREDO PETROLEUM) 521 E 2ND ST STE 1000 TULSA, OK 74120-1852 (918) 513-4570	Check Number 864460 Check Amount — Check Date November 30, 2023

Copyright Notice
© 2024 Enverus. All rights reserved. Unauthorized use prohibited.
Data, reports, user interface, software and other content which is accessed by users through EnergyLink constitutes copyright protected content owned by Enverus. Any unauthorized copying, scraping, downloading, retransmission, redistribution, reproduction, republishing or other duplication or modification of copyright protected content is a violation of Canadian and US federal copyright laws and may be subject to legal action. Other than downloading of PDF copies of processed invoices for use in an unmodified format by authorized users, no one has permission to copy, scrape, download, retransmit, redistribute, reproduce, republish, duplicate, modify or make public for commercial use this copyright protected content, in any form, without the express written permission of Enverus.



EnergyLink can provide this data in Excel, CDEX, or any other requested format.
Visit <https://app.energylink.com/Features> to find out more information or call EnergyLink Support at 1-888-573-3364.



Type		Production Date	Property Values				Owner Share			
			BTU	Volume	Price	Value	Owner Interest	Distribution Interest	Volume	Value
Property: 16501		SUN GUNNER 10-46 (ALLOC-C) 3NA, State: TX, County: HOWARD								
OIL SALES										
	NON PARTICIPATING ROYALTY	Sep 23	13,679.73	91.59	1,243,697.19	0.00025128	0.00025128	3.44	314.82	
	Net Price: 90.9153									
	SEVERANCE TAX	Sep 23			(57,295.57)	0.00025128	0.00025133		(14.40)	
	NON PARTICIPATING ROYALTY	Sep 23	13,679.73	91.58	1,243,697.19	0.00012382	0.00012382	1.69	155.12	
	Net Price: 90.9153									
	SEVERANCE TAX	Sep 23			(57,295.57)	0.00012382	0.00012374		(7.09)	
	NON PARTICIPATING ROYALTY	Sep 23	13,679.73	91.58	1,243,697.19	0.00012702	0.00012702	1.74	159.13	
	Net Price: 90.9153									
	SEVERANCE TAX	Sep 23			(57,295.57)	0.00012702	0.00012706		(7.28)	
	NON PARTICIPATING ROYALTY	Sep 23	13,679.73	90.92	1,243,697.19	0.00051051	0.00051051	6.98	634.92	
	Net Price: 90.9153									
	SEVERANCE TAX	Sep 23			(57,295.57)	0.00051051	0.00051051		(29.25)	
	NON PARTICIPATING ROYALTY	Sep 23	13,679.73	90.92	1,243,697.19	0.00018846	0.00018846	2.58	234.39	
	Net Price: 90.9153									
	SEVERANCE TAX	Sep 23			(57,295.57)	0.00018846	0.00018850		(10.80)	
						Total OIL SALES		16.43	1,429.56	
PLANT PRODUCTS										
	NON PARTICIPATING ROYALTY	Sep 23	148,730.75	0.60	88,983.87	0.00012702	0.00012702	18.89	11.30	
	Net Price: 0.5983									

Type	Production Date	Property Values				Owner Share			
		BTU	Volume	Price	Value	Owner Interest	Distribution Interest	Volume	Value
MARKETING	Sep 23				223.89	0.00012702	0.00013399		0.03
SEVERANCE TAX	Sep 23				(4,838.73)	0.00012702	0.00012607		(0.61)
NON PARTICIPATING ROYALTY	Sep 23	148,730.75		0.60	88,983.87	0.00025128	0.00025128	37.37	22.36
Net Price: 0.5983									
MARKETING	Sep 23				223.89	0.00025128	0.00026799		0.06
SEVERANCE TAX	Sep 23				(4,838.73)	0.00025128	0.00025213		(1.22)
NON PARTICIPATING ROYALTY	Sep 23	148,730.75		0.60	88,983.87	0.00018846	0.00018846	28.03	16.77
Net Price: 0.4339									
MARKETING	Sep 23				223.89	0.00018846	0.00017866		0.04
OTHER DEDUCTS	Sep 23				(24,444.66)	0.00018846	0.00018846		(4.61)
SEVERANCE TAX	Sep 23				(4,838.73)	0.00018846	0.00018807		(0.91)
NON PARTICIPATING ROYALTY	Sep 23	148,730.75		0.60	88,983.87	0.00012382	0.00012382	18.42	11.02
Net Price: 0.5983									
MARKETING	Sep 23				223.89	0.00012382	0.00013399		0.03
SEVERANCE TAX	Sep 23				(4,838.73)	0.00012382	0.00012400		(0.60)
NON PARTICIPATING ROYALTY	Sep 23	148,730.75		0.60	88,983.87	0.00051051	0.00051051	75.93	45.43
Net Price: 0.4339									
MARKETING	Sep 23				223.89	0.00051051	0.00049131		0.11
OTHER DEDUCTS	Sep 23				(24,444.66)	0.00051051	0.00051051		(12.49)
PRODUCTION TAX	Sep 23				(12.45)	0.00051051	0.00080321		(0.01)
SEVERANCE TAX	Sep 23				(4,838.73)	0.00051051	0.00051047		(2.47)
Total PLANT PRODUCTS								178.64	84.23
RESIDUE									
NON PARTICIPATING ROYALTY	Sep 23	0.9547	16,146.70	1.65	26,640.52	0.00012702	0.00012702	2.05	3.39
Net Price: 1.6499									
MARKETING	Sep 23				67.04	0.00012702	0.00014917		0.01
SEVERANCE TAX	Sep 23				(1,448.64)	0.00012702	0.00012425		(0.18)
NON PARTICIPATING ROYALTY	Sep 23	0.9546	16,146.70	1.65	26,640.52	0.00025128	0.00025128	4.06	6.69
Net Price: 1.6499									
MARKETING	Sep 23				67.04	0.00025128	0.00029833		0.02
SEVERANCE TAX	Sep 23				(1,448.64)	0.00025128	0.00024851		(0.36)
NON PARTICIPATING ROYALTY	Sep 23	0.9546	16,146.70	1.65	26,640.52	0.00018846	0.00018846	3.04	5.02
Net Price: 1.1948									
MARKETING	Sep 23				67.04	0.00018846	0.00014917		0.01
OTHER DEDUCTS	Sep 23				(7,348.03)	0.00018846	0.00018846		(1.38)
SEVERANCE TAX	Sep 23				(1,448.64)	0.00018846	0.00018638		(0.27)
NON PARTICIPATING ROYALTY	Sep 23	0.9546	16,146.70	1.65	26,640.52	0.00012382	0.00012382	2.00	3.30
Net Price: 1.6499									
MARKETING	Sep 23				67.04	0.00012382	0.00014917		0.01
SEVERANCE TAX	Sep 23				(1,448.64)	0.00012382	0.00012425		(0.18)
NON PARTICIPATING ROYALTY	Sep 23	0.9547	16,146.70	1.65	26,640.52	0.00051051	0.00051051	8.24	13.60
Net Price: 1.1948									
MARKETING	Sep 23				67.04	0.00051051	0.00044749		0.03
OTHER DEDUCTS	Sep 23				(7,348.03)	0.00051051	0.00051051		(3.75)
SEVERANCE TAX	Sep 23				(1,448.64)	0.00051051	0.00051082		(0.74)

Represented Unit of Measure: Gas = MCFs, Plant Products = GALs, Oil = BBLs

Generated on Monday, January 15, 2024 10:29 AM

© 2024 Enverus. All rights reserved. Unauthorized use prohibited.

Type	Production Date	Property Values				Owner Share			
		BTU	Volume	Price	Value	Owner Interest	Distribution Interest	Volume	Value
						Total RESIDUE		19.39	25.22
						Total Property			1,539.01

—

Revenue Statement

Owner	Operator	Check
— — — —	VITAL ENERGY, INC. (FORMERLY LAREDO PETROLEUM) 521 E 2ND ST STE 1000 TULSA, OK 74120-1852 (918) 513-4570	Check Number 864460 Check Amount — Check Date November 30, 2023

Copyright Notice
© 2024 Enverus. All rights reserved. Unauthorized use prohibited.
Data, reports, user interface, software and other content which is accessed by users through EnergyLink constitutes copyright protected content owned by Enverus. Any unauthorized copying, scraping, downloading, retransmission, redistribution, reproduction, republishing or other duplication or modification of copyright protected content is a violation of Canadian and US federal copyright laws and may be subject to legal action. Other than downloading of PDF copies of processed invoices for use in an unmodified format by authorized users, no one has permission to copy, scrape, download, retransmit, redistribute, reproduce, republish, duplicate, modify or make public for commercial use this copyright protected content, in any form, without the express written permission of Enverus.



EnergyLink can provide this data in Excel, CDEX, or any other requested format.
Visit <https://app.energylink.com/Features> to find out more information or call EnergyLink Support at 1-888-573-3364.



Type		Production Date	Property Values				Owner Share			
			BTU	Volume	Price	Value	Owner Interest	Distribution Interest	Volume	Value
Property: 16502		SUN GUNNER 10-46 (ALLOC-C) 3NS, State: TX, County: HOWARD								
OIL SALES										
	NON PARTICIPATING ROYALTY	Sep 23	12,876.43	90.92	1,170,664.56	0.00018842	0.00018842	2.43	220.58	
	Net Price: 90.9153									
	SEVERANCE TAX	Sep 23			(53,931.05)	0.00018842	0.00018839		(10.16)	
	NON PARTICIPATING ROYALTY	Sep 23	12,876.43	91.59	1,170,664.56	0.00025122	0.00025122	3.23	296.26	
	Net Price: 90.9153									
	SEVERANCE TAX	Sep 23			(53,931.05)	0.00025122	0.00025125		(13.55)	
	NON PARTICIPATING ROYALTY	Sep 23	12,876.43	91.58	1,170,664.56	0.00012699	0.00012699	1.64	149.75	
	Net Price: 90.9153									
	SEVERANCE TAX	Sep 23			(53,931.05)	0.00012699	0.00012701		(6.85)	
	NON PARTICIPATING ROYALTY	Sep 23	12,876.43	90.91	1,170,664.56	0.00051049	0.00051049	6.57	597.61	
	Net Price: 90.9153									
	SEVERANCE TAX	Sep 23			(53,931.05)	0.00051049	0.00051047		(27.53)	
	NON PARTICIPATING ROYALTY	Sep 23	12,876.43	91.59	1,170,664.56	0.00012379	0.00012379	1.59	145.99	
	Net Price: 90.9153									
	SEVERANCE TAX	Sep 23			(53,931.05)	0.00012379	0.00012386		(6.68)	
							Total OIL SALES		15.46	1,345.42
PLANT PRODUCTS										
	NON PARTICIPATING ROYALTY	Sep 23	129,780.71	0.60	77,646.32	0.00018842	0.00018842	24.45	14.63	
	Net Price: 0.4339									

Type	Production Date	Property Values				Owner Share			
		BTU	Volume	Price	Value	Owner Interest	Distribution Interest	Volume	Value
MARKETING	Sep 23				195.37	0.00018842	0.00020474		0.04
OTHER DEDUCTS	Sep 23				(21,330.11)	0.00018842	0.00018842		(4.01)
SEVERANCE TAX	Sep 23				(4,222.22)	0.00018842	0.00018947		(0.80)
NON PARTICIPATING ROYALTY	Sep 23		129,780.71	0.60	77,646.32	0.00012699	0.00012699	16.48	9.86
Net Price: 0.5983									
MARKETING	Sep 23				195.37	0.00012699	0.00015356		0.03
SEVERANCE TAX	Sep 23				(4,222.22)	0.00012699	0.00012790		(0.54)
NON PARTICIPATING ROYALTY	Sep 23		129,780.71	0.60	77,646.32	0.00051049	0.00051049	66.25	39.64
Net Price: 0.4339									
MARKETING	Sep 23				195.37	0.00051049	0.00051185		0.10
OTHER DEDUCTS	Sep 23				(21,330.11)	0.00051049	0.00051049		(10.88)
PRODUCTION TAX	Sep 23				(10.85)	0.00051049	0.00092166		(0.01)
SEVERANCE TAX	Sep 23				(4,222.22)	0.00051049	0.00051158		(2.16)
NON PARTICIPATING ROYALTY	Sep 23		129,780.71	0.60	77,646.32	0.00025122	0.00025122	32.60	19.51
Net Price: 0.5983									
MARKETING	Sep 23				195.37	0.00025122	0.00025593		0.05
SEVERANCE TAX	Sep 23				(4,222.22)	0.00025122	0.00025105		(1.06)
NON PARTICIPATING ROYALTY	Sep 23		129,780.71	0.60	77,646.32	0.00012379	0.00012379	16.07	9.61
Net Price: 0.5983									
MARKETING	Sep 23				195.37	0.00012379	0.00010237		0.02
SEVERANCE TAX	Sep 23				(4,222.22)	0.00012379	0.00012316		(0.52)
						Total PLANT PRODUCTS		155.85	73.51
RESIDUE									
NON PARTICIPATING ROYALTY	Sep 23	0.9546	14,089.42	1.65	23,246.21	0.00018842	0.00018842	2.65	4.38
Net Price: 1.1948									
MARKETING	Sep 23				58.49	0.00018842	0.00017097		0.01
OTHER DEDUCTS	Sep 23				(6,411.80)	0.00018842	0.00018842		(1.22)
SEVERANCE TAX	Sep 23				(1,264.08)	0.00018842	0.00018986		(0.24)
NON PARTICIPATING ROYALTY	Sep 23	0.9547	14,089.42	1.65	23,246.21	0.00012699	0.00012699	1.79	2.95
Net Price: 1.6499									
MARKETING	Sep 23				58.49	0.00012699	0.00017097		0.01
SEVERANCE TAX	Sep 23				(1,264.08)	0.00012699	0.00012657		(0.16)
NON PARTICIPATING ROYALTY	Sep 23	0.9546	14,089.42	1.65	23,246.21	0.00051049	0.00051049	7.19	11.87
Net Price: 1.1948									
MARKETING	Sep 23				58.49	0.00051049	0.00051291		0.03
OTHER DEDUCTS	Sep 23				(6,411.80)	0.00051049	0.00051049		(3.29)
SEVERANCE TAX	Sep 23				(1,264.08)	0.00051049	0.00051421		(0.65)
NON PARTICIPATING ROYALTY	Sep 23	0.9547	14,089.42	1.65	23,246.21	0.00025122	0.00025122	3.54	5.84
Net Price: 1.6499									
MARKETING	Sep 23				58.49	0.00025122	0.00017097		0.01
SEVERANCE TAX	Sep 23				(1,264.08)	0.00025122	0.00025315		(0.32)
NON PARTICIPATING ROYALTY	Sep 23	0.9546	14,089.42	1.65	23,246.21	0.00012379	0.00012379	1.74	2.88
Net Price: 1.6499									
MARKETING	Sep 23				58.49	0.00012379	0.00017097		0.01
SEVERANCE TAX	Sep 23				(1,264.08)	0.00012379	0.00012657		(0.16)

Represented Unit of Measure: Gas = MCFs, Plant Products = GALs, Oil = BBLs

Generated on Monday, January 15, 2024 10:29 AM

© 2024 Enverus. All rights reserved. Unauthorized use prohibited.

Type	Production Date	Property Values				Owner Share			
		BTU	Volume	Price	Value	Owner Interest	Distribution Interest	Volume	Value
						Total RESIDUE		16.91	21.95
						Total Property			1,440.88

—

Revenue Statement

Owner	Operator	Check
— — — —	VITAL ENERGY, INC. (FORMERLY LAREDO PETROLEUM) 521 E 2ND ST STE 1000 TULSA, OK 74120-1852 (918) 513-4570	Check Number 864460 Check Amount — Check Date November 30, 2023

Copyright Notice
© 2024 Enverus. All rights reserved. Unauthorized use prohibited.
Data, reports, user interface, software and other content which is accessed by users through EnergyLink constitutes copyright protected content owned by Enverus. Any unauthorized copying, scraping, downloading, retransmission, redistribution, reproduction, republishing or other duplication or modification of copyright protected content is a violation of Canadian and US federal copyright laws and may be subject to legal action. Other than downloading of PDF copies of processed invoices for use in an unmodified format by authorized users, no one has permission to copy, scrape, download, retransmit, redistribute, reproduce, republish, duplicate, modify or make public for commercial use this copyright protected content, in any form, without the express written permission of Enverus.



EnergyLink can provide this data in Excel, CDEX, or any other requested format.
Visit <https://app.energylink.com/Features> to find out more information or call EnergyLink Support at 1-888-573-3364.



		Type	Production Date	Property Values				Owner Share			
				BTU	Volume	Price	Value	Owner Interest	Distribution Interest	Volume	Value
Property:	16503	SUN GUNNER 10-46 (ALLOC-D) 4NA, State: TX, County: HOWARD									
OIL SALES											
	NON PARTICIPATING ROYALTY	Sep 23		9,526.45	91.59	866,100.29	0.00012348	0.00012348	1.18	107.74	
	Net Price: 90.9153										
	SEVERANCE TAX	Sep 23				(39,900.15)	0.00012348	0.00012356		(4.93)	
	NON PARTICIPATING ROYALTY	Sep 23		9,526.45	90.92	866,100.29	0.00050889	0.00050889	4.85	440.75	
	Net Price: 90.9153										
	SEVERANCE TAX	Sep 23				(39,900.15)	0.00050889	0.00050877		(20.30)	
	NON PARTICIPATING ROYALTY	Sep 23		9,526.45	91.59	866,100.29	0.00025059	0.00025059	2.39	218.64	
	Net Price: 90.9153										
	SEVERANCE TAX	Sep 23				(39,900.15)	0.00025059	0.00025063		(10.00)	
	NON PARTICIPATING ROYALTY	Sep 23		9,526.45	90.91	866,100.29	0.00018794	0.00018794	1.79	162.77	
	Net Price: 90.9153										
	SEVERANCE TAX	Sep 23				(39,900.15)	0.00018794	0.00018797		(7.50)	
	NON PARTICIPATING ROYALTY	Sep 23		9,526.45	91.59	866,100.29	0.00012667	0.00012667	1.21	110.52	
	Net Price: 90.9153										
	SEVERANCE TAX	Sep 23				(39,900.15)	0.00012667	0.00012657		(5.05)	
								Total OIL SALES		11.42	992.64
PLANT PRODUCTS											
	NON PARTICIPATING ROYALTY	Sep 23		110,513.71	0.60	66,119.04	0.00012667	0.00012667	14.00	8.37	
	Net Price: 0.5983										

Type	Production Date	Property Values				Owner Share			
		BTU	Volume	Price	Value	Owner Interest	Distribution Interest	Volume	Value
MARKETING	Sep 23				166.36	0.00012667	0.00012022		0.02
SEVERANCE TAX	Sep 23				(3,595.39)	0.00012667	0.00012794		(0.46)
NON PARTICIPATING ROYALTY	Sep 23		110,513.71	0.60	66,119.04	0.00025059	0.00025059	27.69	16.57
Net Price: 0.5983									
MARKETING	Sep 23				166.36	0.00025059	0.00024044		0.04
SEVERANCE TAX	Sep 23				(3,595.39)	0.00025059	0.00025032		(0.90)
NON PARTICIPATING ROYALTY	Sep 23		110,513.71	0.60	66,119.04	0.00012348	0.00012348	13.65	8.16
Net Price: 0.5983									
MARKETING	Sep 23				166.36	0.00012348	0.00012022		0.02
SEVERANCE TAX	Sep 23				(3,595.39)	0.00012348	0.00012238		(0.44)
NON PARTICIPATING ROYALTY	Sep 23		110,513.71	0.60	66,119.04	0.00018794	0.00018794	20.77	12.43
Net Price: 0.4339									
MARKETING	Sep 23				166.36	0.00018794	0.00018033		0.03
OTHER DEDUCTS	Sep 23				(18,163.49)	0.00018794	0.00018794		(3.41)
SEVERANCE TAX	Sep 23				(3,595.39)	0.00018794	0.00018913		(0.68)
NON PARTICIPATING ROYALTY	Sep 23		110,513.71	0.60	66,119.04	0.00050889	0.00050889	56.24	33.65
Net Price: 0.4339									
MARKETING	Sep 23				166.36	0.00050889	0.00054100		0.09
OTHER DEDUCTS	Sep 23				(18,163.49)	0.00050889	0.00050889		(9.25)
PRODUCTION TAX	Sep 23				(9.25)	0.00050889	0.00108108		(0.01)
SEVERANCE TAX	Sep 23				(3,595.39)	0.00050889	0.00050899		(1.83)
Total PLANT PRODUCTS								132.35	62.40
RESIDUE									
NON PARTICIPATING ROYALTY	Sep 23	0.9546	11,997.73	1.65	19,795.14	0.00012667	0.00012667	1.52	2.51
Net Price: 1.6499									
MARKETING	Sep 23				49.81	0.00012667	0.00020076		0.01
SEVERANCE TAX	Sep 23				(1,076.42)	0.00012667	0.00013006		(0.14)
NON PARTICIPATING ROYALTY	Sep 23	0.9547	11,997.73	1.65	19,795.14	0.00025059	0.00025059	3.01	4.96
Net Price: 1.6499									
MARKETING	Sep 23				49.81	0.00025059	0.00020076		0.01
SEVERANCE TAX	Sep 23				(1,076.42)	0.00025059	0.00025083		(0.27)
NON PARTICIPATING ROYALTY	Sep 23	0.9546	11,997.73	1.65	19,795.14	0.00012348	0.00012348	1.48	2.44
Net Price: 1.6499									
MARKETING	Sep 23				49.81	0.00012348	0.00020076		0.01
SEVERANCE TAX	Sep 23				(1,076.42)	0.00012348	0.00012077		(0.13)
NON PARTICIPATING ROYALTY	Sep 23	0.9546	11,997.73	1.65	19,795.14	0.00018794	0.00018794	2.25	3.72
Net Price: 1.1948									
MARKETING	Sep 23				49.81	0.00018794	0.00020076		0.01
OTHER DEDUCTS	Sep 23				(5,459.90)	0.00018794	0.00018794		(1.02)
SEVERANCE TAX	Sep 23				(1,076.42)	0.00018794	0.00018580		(0.20)
NON PARTICIPATING ROYALTY	Sep 23	0.9546	11,997.73	1.65	19,795.14	0.00050889	0.00050889	6.11	10.08
Net Price: 1.1948									
MARKETING	Sep 23				49.81	0.00050889	0.00060229		0.03
OTHER DEDUCTS	Sep 23				(5,459.90)	0.00050889	0.00050889		(2.79)
SEVERANCE TAX	Sep 23				(1,076.42)	0.00050889	0.00051095		(0.55)

Represented Unit of Measure: Gas = MCFs, Plant Products = GALs, Oil = BBLs

Generated on Monday, January 15, 2024 10:29 AM

© 2024 Enverus. All rights reserved. Unauthorized use prohibited.

Type	Production Date	Property Values				Owner Share			
		BTU	Volume	Price	Value	Owner Interest	Distribution Interest	Volume	Value
						Total RESIDUE		14.37	18.68
						Total Property			1,073.72

—

Revenue Statement

Owner	Operator	Check
— — — —	VITAL ENERGY, INC. (FORMERLY LAREDO PETROLEUM) 521 E 2ND ST STE 1000 TULSA, OK 74120-1852 (918) 513-4570	Check Number 864460 Check Amount — Check Date November 30, 2023

Copyright Notice
© 2024 Enverus. All rights reserved. Unauthorized use prohibited.
Data, reports, user interface, software and other content which is accessed by users through EnergyLink constitutes copyright protected content owned by Enverus. Any unauthorized copying, scraping, downloading, retransmission, redistribution, reproduction, republishing or other duplication or modification of copyright protected content is a violation of Canadian and US federal copyright laws and may be subject to legal action. Other than downloading of PDF copies of processed invoices for use in an unmodified format by authorized users, no one has permission to copy, scrape, download, retransmit, redistribute, reproduce, republish, duplicate, modify or make public for commercial use this copyright protected content, in any form, without the express written permission of Enverus.



EnergyLink can provide this data in Excel, CDEX, or any other requested format.
Visit <https://app.energylink.com/Features> to find out more information or call EnergyLink Support at 1-888-573-3364.



Type		Production Date	Property Values				Owner Share			
			BTU	Volume	Price	Value	Owner Interest	Distribution Interest	Volume	Value
Property: 16504		SUN GUNNER 10-46 (ALLOC-D) 4NS, State: TX, County: HOWARD								
OIL SALES										
	NON PARTICIPATING ROYALTY	Sep 23	12,315.58	90.91	1,119,674.87		0.00018780	0.00018780	2.31	210.27
	Net Price: 90.9153									
	SEVERANCE TAX	Sep 23			(51,582.02)		0.00018780	0.00018786		(9.69)
	NON PARTICIPATING ROYALTY	Sep 23	12,315.58	91.59	1,119,674.87		0.00025041	0.00025041	3.08	282.44
	Net Price: 90.9153									
	SEVERANCE TAX	Sep 23			(51,582.02)		0.00025041	0.00025048		(12.92)
	NON PARTICIPATING ROYALTY	Sep 23	12,315.58	90.92	1,119,674.87		0.00050946	0.00050946	6.27	570.43
	Net Price: 90.9153									
	SEVERANCE TAX	Sep 23			(51,582.02)		0.00050946	0.00050948		(26.28)
	NON PARTICIPATING ROYALTY	Sep 23	12,315.58	91.58	1,119,674.87		0.00012658	0.00012658	1.56	142.77
	Net Price: 90.9153									
	SEVERANCE TAX	Sep 23			(51,582.02)		0.00012658	0.00012659		(6.53)
	NON PARTICIPATING ROYALTY	Sep 23	12,315.58	91.59	1,119,674.87		0.00012339	0.00012339	1.52	139.18
	Net Price: 90.9153									
	SEVERANCE TAX	Sep 23			(51,582.02)		0.00012339	0.00012330		(6.36)
							Total OIL SALES		14.74	1,283.31
PLANT PRODUCTS										
	NON PARTICIPATING ROYALTY	Sep 23	146,787.86	0.60	87,821.46		0.00018780	0.00018780	27.57	16.49
	Net Price: 0.4339									

Type	Production Date	Property Values				Owner Share			
		BTU	Volume	Price	Value	Owner Interest	Distribution Interest	Volume	Value
MARKETING	Sep 23				220.97	0.00018780	0.00018102		0.04
OTHER DEDUCTS	Sep 23				(24,125.33)	0.00018780	0.00018780		(4.54)
SEVERANCE TAX	Sep 23				(4,775.53)	0.00018780	0.00018846		(0.90)
NON PARTICIPATING ROYALTY	Sep 23	146,787.86		0.60	87,821.46	0.00012658	0.00012658	18.58	11.11
Net Price: 0.5983									
MARKETING	Sep 23				220.97	0.00012658	0.00013577		0.03
SEVERANCE TAX	Sep 23				(4,775.53)	0.00012658	0.00012564		(0.60)
NON PARTICIPATING ROYALTY	Sep 23	146,787.86		0.60	87,821.46	0.00025041	0.00025041	36.76	21.99
Net Price: 0.5983									
MARKETING	Sep 23				220.97	0.00025041	0.00027153		0.06
SEVERANCE TAX	Sep 23				(4,775.53)	0.00025041	0.00025128		(1.20)
NON PARTICIPATING ROYALTY	Sep 23	146,787.86		0.60	87,821.46	0.00012339	0.00012339	18.11	10.83
Net Price: 0.5983									
MARKETING	Sep 23				220.97	0.00012339	0.00013577		0.03
SEVERANCE TAX	Sep 23				(4,775.53)	0.00012339	0.00012355		(0.59)
NON PARTICIPATING ROYALTY	Sep 23	146,787.86		0.60	87,821.46	0.00050946	0.00050946	74.78	44.74
Net Price: 0.4339									
MARKETING	Sep 23				220.97	0.00050946	0.00049781		0.11
OTHER DEDUCTS	Sep 23				(24,125.33)	0.00050946	0.00050946		(12.29)
PRODUCTION TAX	Sep 23				(12.28)	0.00050946	0.00081433		(0.01)
SEVERANCE TAX	Sep 23				(4,775.53)	0.00050946	0.00050884		(2.43)
Total PLANT PRODUCTS								175.80	82.87
RESIDUE									
NON PARTICIPATING ROYALTY	Sep 23	0.9547	15,935.78	1.65	26,292.52	0.00018780	0.00018780	2.99	4.94
Net Price: 1.1948									
MARKETING	Sep 23				66.16	0.00018780	0.00015115		0.01
OTHER DEDUCTS	Sep 23				(7,252.05)	0.00018780	0.00018780		(1.36)
SEVERANCE TAX	Sep 23				(1,429.72)	0.00018780	0.00018885		(0.27)
NON PARTICIPATING ROYALTY	Sep 23	0.9546	15,935.78	1.65	26,292.52	0.00012658	0.00012658	2.02	3.33
Net Price: 1.6499									
MARKETING	Sep 23				66.16	0.00012658	0.00015115		0.01
SEVERANCE TAX	Sep 23				(1,429.72)	0.00012658	0.00012590		(0.18)
NON PARTICIPATING ROYALTY	Sep 23	0.9546	15,935.78	1.65	26,292.52	0.00025041	0.00025041	3.99	6.58
Net Price: 1.6499									
MARKETING	Sep 23				66.16	0.00025041	0.00030230		0.02
SEVERANCE TAX	Sep 23				(1,429.72)	0.00025041	0.00025180		(0.36)
NON PARTICIPATING ROYALTY	Sep 23	0.9546	15,935.78	1.65	26,292.52	0.00012339	0.00012339	1.97	3.24
Net Price: 1.6499									
MARKETING	Sep 23				66.16	0.00012339	0.00015115		0.01
SEVERANCE TAX	Sep 23				(1,429.72)	0.00012339	0.00012590		(0.18)
NON PARTICIPATING ROYALTY	Sep 23	0.9546	15,935.78	1.65	26,292.52	0.00050946	0.00050946	8.12	13.39
Net Price: 1.1948									
MARKETING	Sep 23				66.16	0.00050946	0.00045345		0.03
OTHER DEDUCTS	Sep 23				(7,252.05)	0.00050946	0.00050946		(3.71)
SEVERANCE TAX	Sep 23				(1,429.72)	0.00050946	0.00051059		(0.73)

Represented Unit of Measure: Gas = MCFs, Plant Products = GALs, Oil = BBLs

Generated on Monday, January 15, 2024 10:29 AM

© 2024 Enverus. All rights reserved. Unauthorized use prohibited.

Type	Production Date	Property Values				Owner Share			
		BTU	Volume	Price	Value	Owner Interest	Distribution Interest	Volume	Value
						Total RESIDUE		19.09	24.77
						Total Property			1,390.95

—

Revenue Statement

Owner	Operator	Check
— — — —	VITAL ENERGY, INC. (FORMERLY LAREDO PETROLEUM) 521 E 2ND ST STE 1000 TULSA, OK 74120-1852 (918) 513-4570	Check Number 864460 Check Amount — Check Date November 30, 2023

Copyright Notice
© 2024 Enverus. All rights reserved. Unauthorized use prohibited.
Data, reports, user interface, software and other content which is accessed by users through EnergyLink constitutes copyright protected content owned by Enverus. Any unauthorized copying, scraping, downloading, retransmission, redistribution, reproduction, republishing or other duplication or modification of copyright protected content is a violation of Canadian and US federal copyright laws and may be subject to legal action. Other than downloading of PDF copies of processed invoices for use in an unmodified format by authorized users, no one has permission to copy, scrape, download, retransmit, redistribute, reproduce, republish, duplicate, modify or make public for commercial use this copyright protected content, in any form, without the express written permission of Enverus.



EnergyLink can provide this data in Excel, CDEX, or any other requested format.
Visit <https://app.energylink.com/Features> to find out more information or call EnergyLink Support at 1-888-573-3364.



Type		Production Date	Property Values				Owner Share			
			BTU	Volume	Price	Value	Owner Interest	Distribution Interest	Volume	Value
Property: 41316		MEMPHIS FLASH 39-27 2A, State: TX, County: HOWARD								
OIL SALES										
	ROYALTY INTEREST	Sep 23	10,147.62	91.15	924,974.39	0.00226884	0.00226884	23.02	2,098.62	
	Net Price: 91.1518									
	SEVERANCE TAX	Sep 23			(42,612.28)	0.00226884	0.00226883		(96.68)	
	ROYALTY INTEREST	Sep 23	10,147.62	91.15	924,974.39	0.00193049	0.00193049	19.59	1,785.65	
	Net Price: 91.1518									
	SEVERANCE TAX	Sep 23			(42,612.28)	0.00193049	0.00193043		(82.26)	
								Total OIL SALES	42.61	3,705.33
PLANT PRODUCTS										
	ROYALTY INTEREST	Sep 23	27,539.37	0.66	18,107.00	0.00226884	0.00226884	62.48	41.08	
	Net Price: 0.6575									
	MARKETING	Sep 23			33.30	0.00226884	0.00240240		0.08	
	PRODUCTION TAX	Sep 23			(3.67)	0.00226884	0.00272480		(0.01)	
	SEVERANCE TAX	Sep 23			(1,071.96)	0.00226884	0.00226688		(2.43)	
	ROYALTY INTEREST	Sep 23	27,539.37	0.66	18,107.00	0.00193049	0.00193049	53.16	34.96	
	Net Price: 0.6575									
	MARKETING	Sep 23			33.30	0.00193049	0.00180180		0.06	
	PRODUCTION TAX	Sep 23			(3.67)	0.00193049	0.00272480		(0.01)	
	SEVERANCE TAX	Sep 23			(1,071.96)	0.00193049	0.00193104		(2.07)	
								Total PLANT PRODUCTS	115.64	71.66

		Production Date	Property Values				Owner Share			
			BTU	Volume	Price	Value	Owner Interest	Distribution Interest	Volume	Value
RESIDUE	ROYALTY INTEREST	Sep 23	0.9661	1,926.70	1.66	3,201.63	0.00226884	0.00226884	4.37	7.26
	Net Price: 1.6617									
	MARKETING	Sep 23				5.89	0.00226884	0.00339559		0.02
	SEVERANCE TAX	Sep 23				(189.55)	0.00226884	0.00226853		(0.43)
	ROYALTY INTEREST	Sep 23	0.9660	1,926.70	1.66	3,201.63	0.00193049	0.00193049	3.72	6.18
	Net Price: 1.6617									
	MARKETING	Sep 23				5.89	0.00193049	0.00169779		0.01
	SEVERANCE TAX	Sep 23				(189.55)	0.00193049	0.00195199		(0.37)
Total RESIDUE									8.09	12.67
Total Property										3,789.66

—

Revenue Statement

Owner	Operator	Check
— — — —	VITAL ENERGY, INC. (FORMERLY LAREDO PETROLEUM) 521 E 2ND ST STE 1000 TULSA, OK 74120-1852 (918) 513-4570	Check Number 864460 Check Amount — Check Date November 30, 2023

Copyright Notice
© 2024 Enverus. All rights reserved. Unauthorized use prohibited.
Data, reports, user interface, software and other content which is accessed by users through EnergyLink constitutes copyright protected content owned by Enverus. Any unauthorized copying, scraping, downloading, retransmission, redistribution, reproduction, republishing or other duplication or modification of copyright protected content is a violation of Canadian and US federal copyright laws and may be subject to legal action. Other than downloading of PDF copies of processed invoices for use in an unmodified format by authorized users, no one has permission to copy, scrape, download, retransmit, redistribute, reproduce, republish, duplicate, modify or make public for commercial use this copyright protected content, in any form, without the express written permission of Enverus.



EnergyLink can provide this data in Excel, CDEX, or any other requested format.
Visit <https://app.energylink.com/Features> to find out more information or call EnergyLink Support at 1-888-573-3364.



		Production Date	Property Values				Owner Share			
			BTU	Volume	Price	Value	Owner Interest	Distribution Interest	Volume	Value
Property:	41317	GUNNER C 4A, State: TX, County: HOWARD								
OIL SALES										
	ROYALTY INTEREST	Sep 23	20,606.30	91.15	1,878,301.93	0.00189868	0.00189868	39.12	3,566.29	
	Net Price: 91.1518									
	SEVERANCE TAX	Sep 23			(86,530.76)	0.00189868	0.00189863		(164.29)	
	ROYALTY INTEREST	Sep 23	20,606.30	91.15	1,878,301.93	0.00161553	0.00161553	33.29	3,034.45	
	Net Price: 91.1518									
	SEVERANCE TAX	Sep 23			(86,530.76)	0.00161553	0.00161550		(139.79)	
	ROYALTY INTEREST	Sep 23	20,606.30	91.15	1,878,301.93	0.00017833	0.00017833	3.67	334.96	
	Net Price: 91.1518									
	SEVERANCE TAX	Sep 23			(86,530.76)	0.00017833	0.00017832		(15.43)	
	ROYALTY INTEREST	Sep 23	20,606.30	91.15	1,878,301.93	0.00004019	0.00004019	0.83	75.49	
	Net Price: 91.1518									
	SEVERANCE TAX	Sep 23			(86,530.76)	0.00004019	0.00004022		(3.48)	
						Total OIL SALES		76.91	6,688.20	
PLANT PRODUCTS										
	ROYALTY INTEREST	Sep 23	54,808.82	0.66	36,036.56	0.00017833	0.00017833	9.77	6.43	
	Net Price: 0.6575									
	MARKETING	Sep 23			66.28	0.00017833	0.00015088		0.01	
	SEVERANCE TAX	Sep 23			(2,133.04)	0.00017833	0.00017815		(0.38)	
	ROYALTY INTEREST	Sep 23	54,808.82	0.66	36,036.56	0.00004019	0.00004019	2.20	1.45	
	Net Price: 0.6575									

Represented Unit of Measure: Gas = MCFs, Plant Products = GALs, Oil = BBLs

Generated on Monday, January 15, 2024 10:29 AM

© 2024 Enverus. All rights reserved. Unauthorized use prohibited.

Type	Production Date	Property Values				Owner Share			
		BTU	Volume	Price	Value	Owner Interest	Distribution Interest	Volume	Value
SEVERANCE TAX	Sep 23				(2,133.04)	0.00004019	0.00004219		(0.09)
ROYALTY INTEREST	Sep 23		54,808.82	0.66	36,036.56	0.00189868	0.00189868	104.06	68.42
Net Price: 0.6575									
MARKETING	Sep 23				66.28	0.00189868	0.00196138		0.13
PRODUCTION TAX	Sep 23				(7.31)	0.00189868	0.00273598		(0.02)
SEVERANCE TAX	Sep 23				(2,133.04)	0.00189868	0.00189870		(4.05)
ROYALTY INTEREST	Sep 23		54,808.82	0.66	36,036.56	0.00161553	0.00161553	88.55	58.22
Net Price: 0.6575									
MARKETING	Sep 23				66.28	0.00161553	0.00165963		0.11
PRODUCTION TAX	Sep 23				(7.31)	0.00161553	0.00136799		(0.01)
SEVERANCE TAX	Sep 23				(2,133.04)	0.00161553	0.00161741		(3.45)
Total PLANT PRODUCTS								204.58	126.77
RESIDUE									
ROYALTY INTEREST	Sep 23	0.9661	3,834.51	1.67	6,371.88	0.00017833	0.00017833	0.68	1.14
Net Price: 1.6617									
SEVERANCE TAX	Sep 23				(377.15)	0.00017833	0.00018560		(0.07)
ROYALTY INTEREST	Sep 23	0.9663	3,834.51	1.69	6,371.88	0.00004019	0.00004019	0.15	0.26
Net Price: 1.6617									
SEVERANCE TAX	Sep 23				(377.15)	0.00004019	0.00005303		(0.02)
ROYALTY INTEREST	Sep 23	0.9661	3,834.51	1.66	6,371.88	0.00189868	0.00189868	7.28	12.10
Net Price: 1.6617									
MARKETING	Sep 23				11.72	0.00189868	0.00170649		0.02
SEVERANCE TAX	Sep 23				(377.15)	0.00189868	0.00190906		(0.72)
ROYALTY INTEREST	Sep 23	0.9661	3,834.51	1.66	6,371.88	0.00161553	0.00161553	6.19	10.29
Net Price: 1.6617									
MARKETING	Sep 23				11.72	0.00161553	0.00170649		0.02
SEVERANCE TAX	Sep 23				(377.15)	0.00161553	0.00161739		(0.61)
Total RESIDUE								14.30	22.41
Total Property									6,837.38

—

Revenue Statement

Owner	Operator	Check
— — — —	VITAL ENERGY, INC. (FORMERLY LAREDO PETROLEUM) 521 E 2ND ST STE 1000 TULSA, OK 74120-1852 (918) 513-4570	Check Number 864460 Check Amount — Check Date November 30, 2023

Copyright Notice
© 2024 Enverus. All rights reserved. Unauthorized use prohibited.
Data, reports, user interface, software and other content which is accessed by users through EnergyLink constitutes copyright protected content owned by Enverus. Any unauthorized copying, scraping, downloading, retransmission, redistribution, reproduction, republishing or other duplication or modification of copyright protected content is a violation of Canadian and US federal copyright laws and may be subject to legal action. Other than downloading of PDF copies of processed invoices for use in an unmodified format by authorized users, no one has permission to copy, scrape, download, retransmit, redistribute, reproduce, republish, duplicate, modify or make public for commercial use this copyright protected content, in any form, without the express written permission of Enverus.



EnergyLink can provide this data in Excel, CDEX, or any other requested format.
Visit <https://app.energylink.com/Features> to find out more information or call EnergyLink Support at 1-888-573-3364.



Type		Production Date	Property Values				Owner Share			
			BTU	Volume	Price	Value	Owner Interest	Distribution Interest	Volume	Value
Property: 41334		MEMPHIS FLASH 39-27 1LS, State: TX, County: HOWARD								
OIL SALES										
	ROYALTY INTEREST	Sep 23	3,789.63	91.15		345,431.44	0.00226884	0.00226884	8.60	783.73
	Net Price: 91.1518									
	SEVERANCE TAX	Sep 23				(15,913.55)	0.00226884	0.00226914		(36.11)
	ROYALTY INTEREST	Sep 23	3,789.63	91.15		345,431.44	0.00193049	0.00193049	7.32	666.85
	Net Price: 91.1518									
	SEVERANCE TAX	Sep 23				(15,913.55)	0.00193049	0.00193043		(30.72)
							Total OIL SALES		15.92	1,383.75
PLANT PRODUCTS										
	ROYALTY INTEREST	Sep 23	9,283.62	0.66		6,103.92	0.00226884	0.00226884	21.06	13.85
	Net Price: 0.6575									
	MARKETING	Sep 23				11.22	0.00226884	0.00267380		0.03
	SEVERANCE TAX	Sep 23				(360.62)	0.00226884	0.00227386		(0.82)
	ROYALTY INTEREST	Sep 23	9,283.62	0.66		6,103.92	0.00193049	0.00193049	17.92	11.78
	Net Price: 0.6575									
	MARKETING	Sep 23				11.22	0.00193049	0.00178253		0.02
	SEVERANCE TAX	Sep 23				(360.62)	0.00193049	0.00194110		(0.70)
							Total PLANT PRODUCTS		38.98	24.16
RESIDUE										
	ROYALTY INTEREST	Sep 23	0.9661	649.50	1.66	1,079.28	0.00226884	0.00226884	1.47	2.45
	Net Price: 1.6617									

Type	Production Date	Property Values				Owner Share			
		BTU	Volume	Price	Value	Owner Interest	Distribution Interest	Volume	Value
MARKETING	Sep 23				1.99	0.00226884	0.00502513		0.01
SEVERANCE TAX	Sep 23				(63.76)	0.00226884	0.00219573		(0.14)
ROYALTY INTEREST	Sep 23	0.9661	649.50	1.66	1,079.28	0.00193049	0.00193049	1.25	2.08
Net Price: 1.6617									
MARKETING	Sep 23				1.99	0.00193049	0.00502513		0.01
SEVERANCE TAX	Sep 23				(63.76)	0.00193049	0.00188206		(0.12)
Total RESIDUE								2.72	4.29
Total Property									1,412.20

—

Revenue Statement

Owner	Operator	Check
— — — —	VITAL ENERGY, INC. (FORMERLY LAREDO PETROLEUM) 521 E 2ND ST STE 1000 TULSA, OK 74120-1852 (918) 513-4570	Check Number 864460 Check Amount — Check Date November 30, 2023

Copyright Notice
© 2024 Enverus. All rights reserved. Unauthorized use prohibited.
Data, reports, user interface, software and other content which is accessed by users through EnergyLink constitutes copyright protected content owned by Enverus. Any unauthorized copying, scraping, downloading, retransmission, redistribution, reproduction, republishing or other duplication or modification of copyright protected content is a violation of Canadian and US federal copyright laws and may be subject to legal action. Other than downloading of PDF copies of processed invoices for use in an unmodified format by authorized users, no one has permission to copy, scrape, download, retransmit, redistribute, reproduce, republish, duplicate, modify or make public for commercial use this copyright protected content, in any form, without the express written permission of Enverus.



EnergyLink can provide this data in Excel, CDEX, or any other requested format.
Visit <https://app.energylink.com/Features> to find out more information or call EnergyLink Support at 1-888-573-3364.



		Production Date	Property Values				Owner Share			
			BTU	Volume	Price	Value	Owner Interest	Distribution Interest	Volume	Value
Property:	41335	GUNNER C 3LS, State: TX, County: HOWARD								
OIL SALES										
	ROYALTY INTEREST	Sep 23		14,620.40	91.15	1,332,676.34	0.00015049	0.00015049	2.20	200.55
	Net Price: 91.1518									
	SEVERANCE TAX	Sep 23				(61,394.55)	0.00015049	0.00015050		(9.24)
	ROYALTY INTEREST	Sep 23		14,620.40	91.15	1,332,676.34	0.00003392	0.00003392	0.50	45.20
	Net Price: 91.1518									
	SEVERANCE TAX	Sep 23				(61,394.55)	0.00003392	0.00003388		(2.08)
	ROYALTY INTEREST	Sep 23		14,620.40	91.15	1,332,676.34	0.00195647	0.00195647	28.60	2,607.34
	Net Price: 91.1518									
	SEVERANCE TAX	Sep 23				(61,394.55)	0.00195647	0.00195653		(120.12)
	ROYALTY INTEREST	Sep 23		14,620.40	91.15	1,332,676.34	0.00166470	0.00166470	24.34	2,218.51
	Net Price: 91.1518									
	SEVERANCE TAX	Sep 23				(61,394.55)	0.00166470	0.00166464		(102.20)
							Total OIL SALES		55.64	4,837.96
PLANT PRODUCTS										
	ROYALTY INTEREST	Sep 23		42,447.15	0.66	27,908.82	0.00195647	0.00195647	83.05	54.60
	Net Price: 0.6575									
	MARKETING	Sep 23				51.33	0.00195647	0.00194818		0.10
	PRODUCTION TAX	Sep 23				(5.70)	0.00195647	0.00175439		(0.01)
	SEVERANCE TAX	Sep 23				(1,654.32)	0.00195647	0.00195851		(3.24)

Type	Production Date	Property Values				Owner Share			
		BTU	Volume	Price	Value	Owner Interest	Distribution Interest	Volume	Value
ROYALTY INTEREST	Sep 23	42,447.15		0.66	27,908.82	0.00166470	0.00166470	70.66	46.46
Net Price: 0.6575									
MARKETING	Sep 23				51.33	0.00166470	0.00175336		0.09
PRODUCTION TAX	Sep 23				(5.70)	0.00166470	0.00175439		(0.01)
SEVERANCE TAX	Sep 23				(1,654.32)	0.00166470	0.00166231		(2.75)
ROYALTY INTEREST	Sep 23	42,447.15		0.66	27,908.82	0.00015049	0.00015049	6.39	4.20
Net Price: 0.6575									
MARKETING	Sep 23				51.33	0.00015049	0.00019482		0.01
SEVERANCE TAX	Sep 23				(1,654.32)	0.00015049	0.00015112		(0.25)
ROYALTY INTEREST	Sep 23	42,447.15		0.66	27,908.82	0.00003392	0.00003392	1.44	0.95
Net Price: 0.6575									
SEVERANCE TAX	Sep 23				(1,654.32)	0.00003392	0.00003627		(0.06)
Total PLANT PRODUCTS								161.54	100.09
RESIDUE									
ROYALTY INTEREST	Sep 23	0.9660	2,969.67	1.66	4,934.76	0.00195647	0.00195647	5.81	9.66
Net Price: 1.6617									
MARKETING	Sep 23				9.08	0.00195647	0.00220264		0.02
SEVERANCE TAX	Sep 23				(292.51)	0.00195647	0.00194865		(0.57)
ROYALTY INTEREST	Sep 23	0.9661	2,969.67	1.66	4,934.76	0.00166470	0.00166470	4.94	8.21
Net Price: 1.6617									
MARKETING	Sep 23				9.08	0.00166470	0.00220264		0.02
SEVERANCE TAX	Sep 23				(292.51)	0.00166470	0.00167516		(0.49)
ROYALTY INTEREST	Sep 23	0.9660	2,969.67	1.66	4,934.76	0.00015049	0.00015049	0.45	0.74
Net Price: 1.6617									
SEVERANCE TAX	Sep 23				(292.51)	0.00015049	0.00013675		(0.04)
ROYALTY INTEREST	Sep 23	0.9662	2,969.67	1.69	4,934.76	0.00003392	0.00003392	0.10	0.17
Net Price: 1.6617									
SEVERANCE TAX	Sep 23				(292.51)	0.00003392	0.00003419		(0.01)
Total RESIDUE								11.30	17.71
Total Property									4,955.76

—

Revenue Statement

Owner	Operator	Check
— — — —	VITAL ENERGY, INC. (FORMERLY LAREDO PETROLEUM) 521 E 2ND ST STE 1000 TULSA, OK 74120-1852 (918) 513-4570	Check Number 864460 Check Amount — Check Date November 30, 2023

Copyright Notice
© 2024 Enverus. All rights reserved. Unauthorized use prohibited.
Data, reports, user interface, software and other content which is accessed by users through EnergyLink constitutes copyright protected content owned by Enverus. Any unauthorized copying, scraping, downloading, retransmission, redistribution, reproduction, republishing or other duplication or modification of copyright protected content is a violation of Canadian and US federal copyright laws and may be subject to legal action. Other than downloading of PDF copies of processed invoices for use in an unmodified format by authorized users, no one has permission to copy, scrape, download, retransmit, redistribute, reproduce, republish, duplicate, modify or make public for commercial use this copyright protected content, in any form, without the express written permission of Enverus.



EnergyLink can provide this data in Excel, CDEX, or any other requested format.
Visit <https://app.energylink.com/Features> to find out more information or call EnergyLink Support at 1-888-573-3364.



		Production Date	Property Values				Owner Share			
			BTU	Volume	Price	Value	Owner Interest	Distribution Interest	Volume	Value
Property:	41336	GUNNER D 6LS, State: TX, County: HOWARD								
OIL SALES										
	ROYALTY INTEREST	Sep 23	11,195.65	91.15	1,020,503.85		0.00018688	0.00018688	2.09	190.71
	Net Price: 91.1518									
	SEVERANCE TAX	Sep 23			(47,013.19)		0.00018688	0.00018697		(8.79)
	ROYALTY INTEREST	Sep 23	11,195.65	91.14	1,020,503.85		0.00004212	0.00004212	0.47	42.98
	Net Price: 91.1518									
	SEVERANCE TAX	Sep 23			(47,013.19)		0.00004212	0.00004212		(1.98)
	ROYALTY INTEREST	Sep 23	11,195.65	91.15	1,020,503.85		0.00188094	0.00188094	21.06	1,919.51
	Net Price: 91.1518									
	SEVERANCE TAX	Sep 23			(47,013.19)		0.00188094	0.00188096		(88.43)
	ROYALTY INTEREST	Sep 23	11,195.65	91.15	1,020,503.85		0.00160044	0.00160044	17.92	1,633.26
	Net Price: 91.1518									
	SEVERANCE TAX	Sep 23			(47,013.19)		0.00160044	0.00160040		(75.24)
							Total OIL SALES		41.54	3,612.02
PLANT PRODUCTS										
	ROYALTY INTEREST	Sep 23	37,416.25	0.66	24,601.01		0.00018688	0.00018688	6.99	4.60
	Net Price: 0.6575									
	MARKETING	Sep 23			45.25		0.00018688	0.00022099		0.01
	SEVERANCE TAX	Sep 23			(1,461.33)		0.00018688	0.00018476		(0.27)
	ROYALTY INTEREST	Sep 23	37,416.25	0.66	24,601.01		0.00004212	0.00004212	1.58	1.04
	Net Price: 0.6575									

Represented Unit of Measure: Gas = MCFs, Plant Products = GALs, Oil = BBLs

Generated on Monday, January 15, 2024 10:29 AM

© 2024 Enverus. All rights reserved. Unauthorized use prohibited.

Revenue Statement

Owner	Operator	Check
— — — —	VITAL ENERGY, INC. (FORMERLY LAREDO PETROLEUM) 521 E 2ND ST STE 1000 TULSA, OK 74120-1852 (918) 513-4570	Check Number 864460 Check Amount — Check Date November 30, 2023

Copyright Notice
© 2024 Enverus. All rights reserved. Unauthorized use prohibited.
Data, reports, user interface, software and other content which is accessed by users through EnergyLink constitutes copyright protected content owned by Enverus. Any unauthorized copying, scraping, downloading, retransmission, redistribution, reproduction, republishing or other duplication or modification of copyright protected content is a violation of Canadian and US federal copyright laws and may be subject to legal action. Other than downloading of PDF copies of processed invoices for use in an unmodified format by authorized users, no one has permission to copy, scrape, download, retransmit, redistribute, reproduce, republish, duplicate, modify or make public for commercial use this copyright protected content, in any form, without the express written permission of Enverus.



EnergyLink can provide this data in Excel, CDEX, or any other requested format.
Visit <https://app.energylink.com/Features> to find out more information or call EnergyLink Support at 1-888-573-3364.



		Production Date	Property Values				Owner Share				
			BTU	Volume	Price	Value	Owner Interest	Distribution Interest	Volume	Value	
Property:	41913	GUNNER D SMS, State: TX, County: HOWARD									
OIL SALES											
	ROYALTY INTEREST	Sep 23		3,410.32	91.15	310,856.86	0.00191548	0.00191548	6.53	595.44	
	Net Price: 91.1518										
	SEVERANCE TAX	Sep 23				(14,320.74)	0.00191548	0.00191540		(27.43)	
	ROYALTY INTEREST	Sep 23		3,410.32	91.15	310,856.86	0.00162983	0.00162983	5.56	506.64	
	Net Price: 91.1518										
	SEVERANCE TAX	Sep 23				(14,320.74)	0.00162983	0.00162980		(23.34)	
	ROYALTY INTEREST	Sep 23		3,410.32	91.15	310,856.86	0.00017024	0.00017024	0.58	52.92	
	Net Price: 91.1518										
	SEVERANCE TAX	Sep 23				(14,320.74)	0.00017024	0.00017038		(2.44)	
	ROYALTY INTEREST	Sep 23		3,410.32	91.14	310,856.86	0.00003837	0.00003837	0.13	11.93	
	Net Price: 91.1518										
	SEVERANCE TAX	Sep 23				(14,320.74)	0.00003837	0.00003841		(0.55)	
									Total OIL SALES	12.80	1,113.17
PLANT PRODUCTS											
	ROYALTY INTEREST	Sep 23		10,714.87	0.66	7,044.97	0.00191548	0.00191548	20.52	13.49	
	Net Price: 0.6575										
	MARKETING	Sep 23				12.96	0.00191548	0.00231482		0.03	
	SEVERANCE TAX	Sep 23				(418.04)	0.00191548	0.00191369		(0.80)	
	ROYALTY INTEREST	Sep 23		10,714.87	0.66	7,044.97	0.00162983	0.00162983	17.46	11.48	
	Net Price: 0.6575										

Represented Unit of Measure: Gas = MCFs, Plant Products = GALs, Oil = BBLs

Generated on Monday, January 15, 2024 10:29 AM

© 2024 Enverus. All rights reserved. Unauthorized use prohibited.

Type	Production Date	Property Values				Owner Share			
		BTU	Volume	Price	Value	Owner Interest	Distribution Interest	Volume	Value
MARKETING	Sep 23				12.96	0.00162983	0.00154321		0.02
SEVERANCE TAX	Sep 23				(418.04)	0.00162983	0.00162664		(0.68)
ROYALTY INTEREST	Sep 23		10,714.87	0.66	7,044.97	0.00017024	0.00017024	1.82	1.20
Net Price: 0.6575									
SEVERANCE TAX	Sep 23				(418.04)	0.00017024	0.00016745		(0.07)
ROYALTY INTEREST	Sep 23		10,714.87	0.66	7,044.97	0.00003837	0.00003837	0.41	0.27
Net Price: 0.6575									
SEVERANCE TAX	Sep 23				(418.04)	0.00003837	0.00004784		(0.02)
						Total PLANT PRODUCTS		40.21	24.92
RESIDUE									
ROYALTY INTEREST	Sep 23	0.9660	749.63	1.66	1,245.68	0.00191548	0.00191548	1.44	2.39
Net Price: 1.6617									
MARKETING	Sep 23				2.29	0.00191548	0.00436681		0.01
SEVERANCE TAX	Sep 23				(73.92)	0.00191548	0.00189394		(0.14)
ROYALTY INTEREST	Sep 23	0.9660	749.63	1.66	1,245.68	0.00162983	0.00162983	1.22	2.03
Net Price: 1.6617									
SEVERANCE TAX	Sep 23				(73.92)	0.00162983	0.00162338		(0.12)
ROYALTY INTEREST	Sep 23	0.9663	749.63	1.65	1,245.68	0.00017024	0.00017024	0.13	0.21
Net Price: 1.6617									
SEVERANCE TAX	Sep 23				(73.92)	0.00017024	0.00013528		(0.01)
ROYALTY INTEREST	Sep 23	0.9653	749.63	1.74	1,245.68	0.00003837	0.00003837	0.03	0.05
Net Price: 1.6617									
						Total RESIDUE		2.82	4.42
						Total Property			1,142.51

—



Production





GUNNER 03-39

Lease #: 421050498

Lease and Production Information

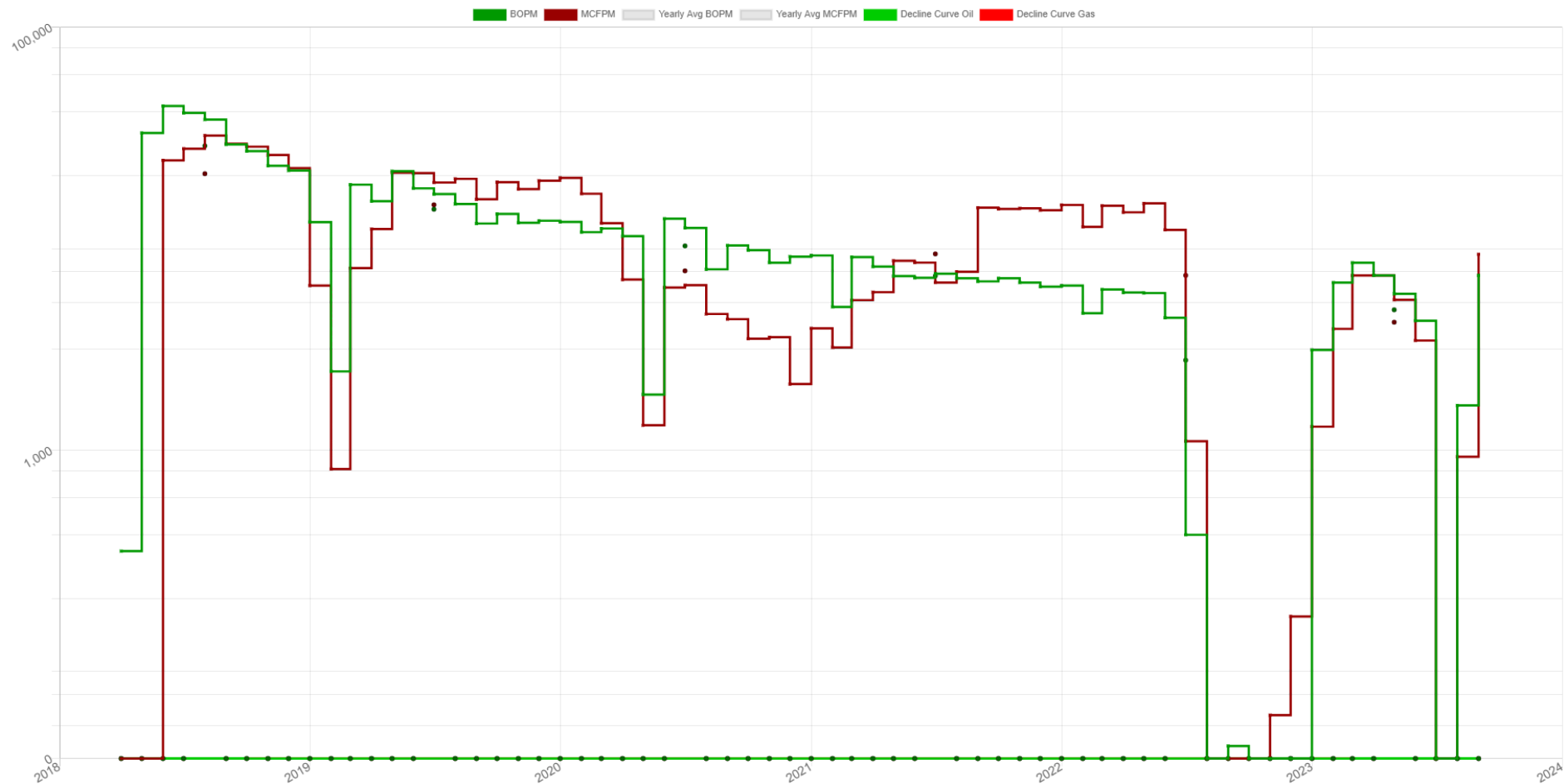
State	County	Operator				
TX	Howard	VITAL ENERGY, INC.				
Location		Meridan	Quarter Call	Formation	Horizontal	Production Months
API: 42-227-39377 { Sec: 3 · Blk: 32 T2N · Survey: T&P RR CO · Abstract: 264 }		42		SPRABERRY (TREND AREA)	Yes	66
API: 42-227-39378 { Sec: 3 · Blk: 32 T2N · Survey: T&P RR CO · Abstract: 264 }						
		Oil		Gas		
First Prod Date		2018-04-01		2018-06-01		
Last Sale		2023-09-01		2023-09-01		
Daily Rate		216.97		272.94		
MoM Change		5095		7528		
YoY Change		-9116		-85335		
Cumulative		678353		660365		

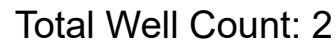
Production Snapshot

Annual Averages

Month	BOPM	MCFPM	Year	Avg BOPM	Avg MCFPM
10-2022			2019	13803	14488
11-2022		56	2020	9263	7060
12-2022		164	2021	6688	8490
01-2023	2986	1295	2022	2669	6720
02-2023	6216	3755	2023	4620	4037
03-2023	7715	6710			
04-2023	6710	6720			
05-2023	5497	5150			
06-2023	4101	3307			
07-2023					
08-2023	1631	933			
09-2023	6726	8461			
Average	5198	3655			

GUNNER 03-39 - Production Plot





Well Name			API		Operator		Type	Status
GUNNER 03-39 1SH			4222739378		VITAL ENERGY INC.		OIL	SHUT IN
Location			Spot		Foot-NS	Foot-EW	Foot-ref	Zone
Sec: 3 · Blk: 32 T2N · Survey: T&P RR CO · Abstract: 264			2107		2278	E N	SPRABERRY (TREND AREA)	
Spud		Completion			First Production			
2018-01-28		2020-08-29						
Elevation	MD	TV-TD	Cmpl-Top		Cmpl-Btm	PBTD	Drill-Dir	Lateral
2703		7221						
Prod Csg	csg 1: 13 3/8" @ 399' w/ 460 sx cmt toc @ 0 csg 2: 9 5/8" @ 6537' w/ 485 sx cmt toc @ 4540 csg 3: 9 5/8" @ 6537' w/ 1100 sx cmt multi stage @ 4540' toc @ 0 csg 4: 5 1/2" @ 17517' w/ 2080 sx cmt toc @ 5500 tbg 1: 2 7/8" @ 6797' tbg 1: 2 7/8" @ 6869'							



SUN GUNNER 10-46 (ALLOC-D)

Lease #: 421057074

Lease and Production Information

State	County	Operator				
TX	Howard	VITAL ENERGY, INC.				
Location		Meridan	Quarter Call	Formation	Horizontal	Production Months
API: 42-227-41536 { Sec: 15 · Blk: 32 T2N · Survey: T&P RR CO · Abstract: 270 } API: 42-227-41537 { Sec: 15 · Blk: 32 T2N · Survey: T&P RR CO · Abstract: 270 }		42		SPRABERRY (TREND AREA)	Yes	12
		Oil	Gas			
First Prod Date	2022-10-01		2022-10-01			
Last Sale	2023-09-01		2023-09-01			
Daily Rate	703.58		1353.16			
MoM Change	-3132		-3390			
YoY Change	431876		497923			
Cumulative	431876		497923			

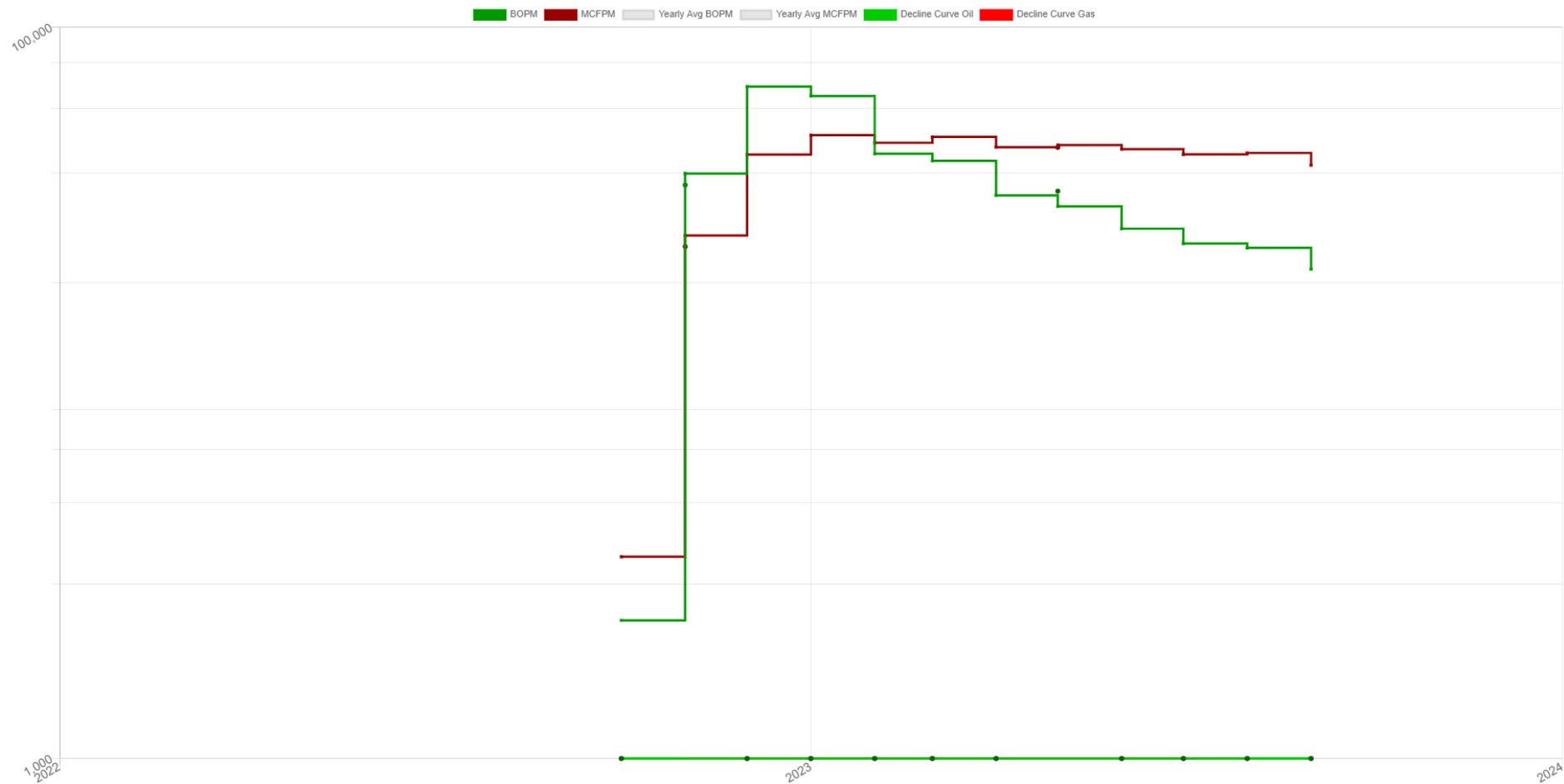
Production Snapshot

Month	BOPM	MCFCPM
10-2022	2388	3564
11-2022	39836	26956
12-2022	68906	44883
01-2023	64880	50716
02-2023	45133	48331
03-2023	43129	50151
04-2023	34695	47013
05-2023	32399	47643
06-2023	28130	46449
07-2023	25626	44931
08-2023	24943	45338
09-2023	21811	41948
Average	35990	41494

Annual Averages

Year	Avg BOPM	Avg MCFCPM
2022	37043	25134
2023	35638	46947

SUN GUNNER 10-46 (ALLOC-D) - Production Plot



SUN GUNNER 10-46 (ALLOC-D)

Associated Wells

Total Well Count: 2

Well Name	API		Operator			Type	Status
SUN GUNNER 10-46 (ALLOC-D) 4NA	4222741536		VITAL ENERGY INC.			O&G	PRODUCING
Location	Spot		Foot-NS	Foot-EW	Foot-ref	Zone	
Sec: 15 · Blk: 32 T2N · Survey: T&P RR CO · Abstract: 270			411	991	N E	SPRABERRY (TREND AREA)	
Spud	Completion		First Production				
2022-09-10							
Elevation	MD	TV-TD	Cmpl-Top	Cmpl-Btm	PBTD	Drill-Dir	Lateral
2713		7512					
Prod Csg	csg 1: 13 3/8" @ 399' w/ 415 sx cmt toc @ 0 csg 2: 9 5/8" @ 7649' w/ 1117 sx cmt multi stage @ 3736' toc @ 0 csg 3: 9 5/8" @ 7649' w/ 847 sx cmt toc @ 3736 csg 4: 5 1/2" @ 23109' w/ 3103 sx cmt toc @ 300 csg 4: 5 1/2" @ 23109' w/ 3103 sx cmt toc @ 838 tbg 1: 2 7/8" @ 6802'						

Well Name	API		Operator			Type	Status
SUN GUNNER 10-46 (ALLOC-D) 4NS	4222741537		VITAL ENERGY INC.			O&G	SHUT IN
Location	Spot	Foot-NS	Foot-EW	Foot-ref	Zone		
Sec: 15 · Blk: 32 T2N · Survey: T&P RR CO · Abstract: 270		411	966	N E	SPRABERRY (TREND AREA)		
Spud	Completion		First Production				
2022-09-13							
Elevation	MD	TV-TD	Cmpl-Top	Cmpl-Btm	PBTD	Drill-Dir	Lateral
2713		7340					
Prod Csg	csg 1: 13 3/8" @ 399' w/ 415 sx cmt toc @ 0 csg 2: 9 5/8" @ 7832' w/ 881 sx cmt multi stage @ 4001' toc @ 80 csg 3: 9 5/8" @ 7832' w/ 812 sx cmt toc @ 4001 csg 4: 5 1/2" @ 22736' w/ 3061 sx cmt toc @ 0 tbq 1: 2 7/8" @ 6622'						



SUN GUNNER 10-46 (ALLOC-C)

Lease #: 421057073

Lease and Production Information

State	County	Operator				
TX	Howard	VITAL ENERGY, INC.				
Location		Meridan	Quarter Call	Formation	Horizontal	Production Months
API: 42-227-41534 { Sec: 15 · Blk: 32 T2N · Survey: T&P RR CO · Abstract: 270 }		42		SPRABERRY (TREND AREA)	Yes	12
API: 42-227-41535 { Sec: 15 · Blk: 32 T2N · Survey: T&P RR CO · Abstract: 270 }						
		Oil	Gas			
First Prod Date		2022-10-01	2022-10-01			
Last Sale		2023-09-01	2023-09-01			
Daily Rate		855.58	1464.68			
MoM Change		-3205	-25			
YoY Change		449922	456182			
Cumulative		449922	456182			

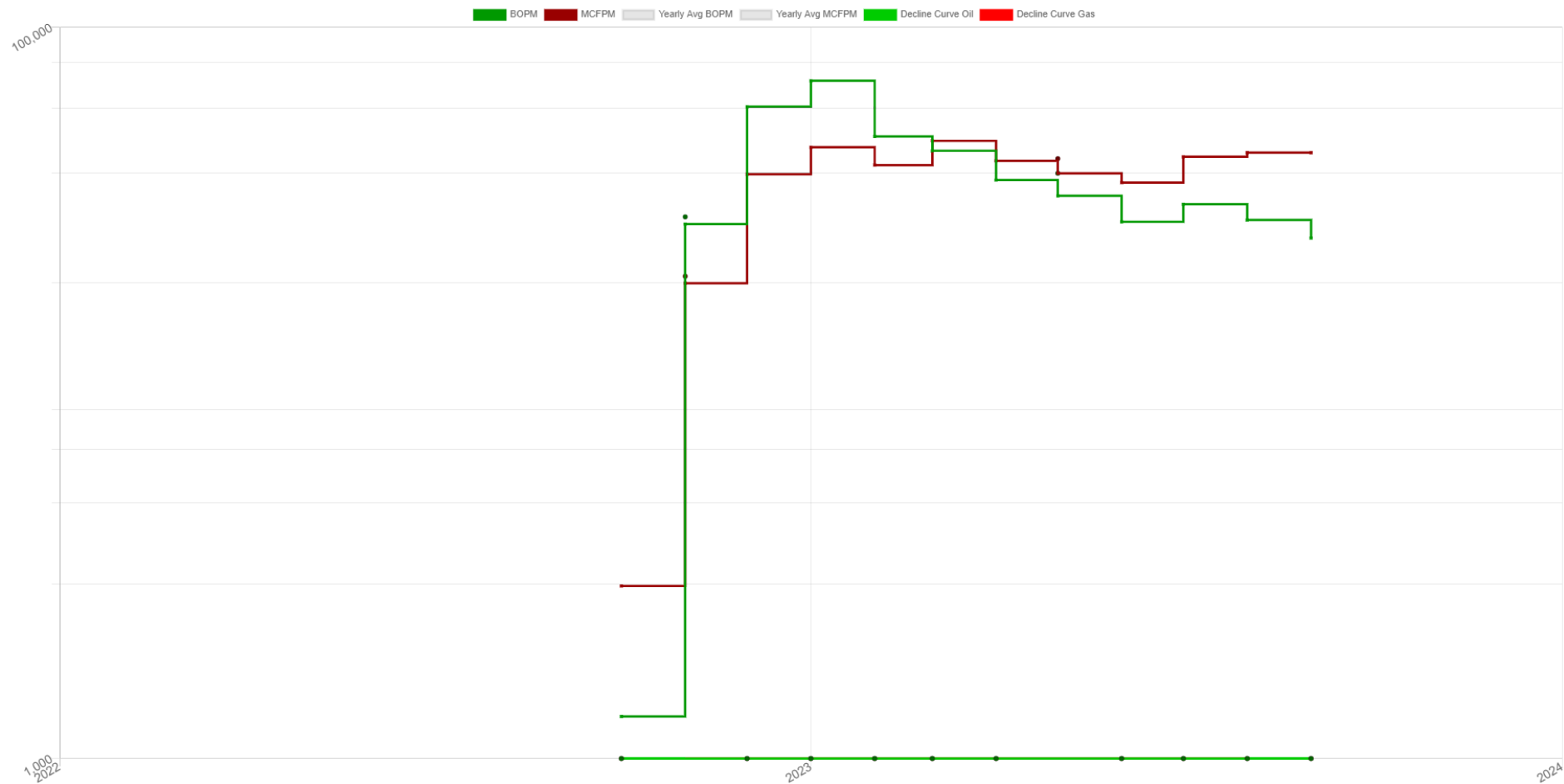
Production Snapshot

Month	BOPM	MCFPM
10-2022	1303	2965
11-2022	28973	19948
12-2022	60663	39640
01-2023	71436	46988
02-2023	50298	41990
03-2023	45964	48925
04-2023	38219	43138
05-2023	34611	39881
06-2023	29384	37610
07-2023	32820	44262
08-2023	29728	45430
09-2023	26523	45405
Average	37494	38015

Annual Averages

Year	Avg BOPM	Avg MCFPM
2022	30313	20851
2023	39887	43737

SUN GUNNER 10-46 (ALLOC-C) - Production Plot





SUN GUNNER 10-46 (ALLOC-C)

Associated Wells

Total Well Count: 2

Well Name			API	Operator		Type	Status
SUN GUNNER 10-46 (ALLOC-C) 3NA			4222741534	VITAL ENERGY INC.		O&G	PRODUCING
Location			Spot	Foot-NS	Foot-EW	Foot-ref	Zone
Sec: 15 · Blk: 32 T2N · Survey: T&P RR CO · Abstract: 270				411	1041	N E	SPRABERRY (TREND AREA)
Spud	Completion		First Production				
	2022-10-09						
Elevation	MD	TV-TD	Cmpl-Top	Cmpl-Btm	PBTD	Drill-Dir	Lateral
2713		7500					
Prod Csg	csg 1: 13 3/8" @ 395' w/ 415 sx cmt toc @ 0 csg 2: 9 5/8" @ 7915' w/ 884 sx cmt multi stage @ 4020' toc @ 165 csg 3: 9 5/8" @ 7915' w/ 841 sx cmt toc @ 4020 csg 4: 5 1/2" @ 22844' w/ 3066 sx cmt toc @ 0 tbg 1: 2 7/8" @ 6736'						

Well Name			API	Operator			Type	Status
SUN GUNNER 10-46 (ALLOC-C) 3NS			4222741535	VITAL ENERGY INC.			O&G	SHUT IN
Location			Spot	Foot-NS	Foot-EW	Foot-ref	Zone	
Sec: 15 · Blk: 32 T2N · Survey: T&P RR CO · Abstract: 270				411	1016	S E	SPRABERRY (TREND AREA)	
Spud	Completion			First Production				
	2022-10-08							
Elevation	MD	TV-TD	Cmpl-Top	Cmpl-Btm	PBTD	Drill-Dir	Lateral	
2713		7248						
Prod Csg	csg 1: 13 3/8" @ 399' w/ 415 sx cmt toc @ 0 csg 2: 9 5/8" @ 7617' w/ 1024 sx cmt multi stage @ 3985' toc @ 76 csg 3: 9 5/8" @ 7617' w/ 793 sx cmt toc @ 3985 csg 4: 5 1/2" @ 22640' w/ 3049 sx cmt toc @ 0 tbg 1: 2 7/8" @ 6438'							



MEMPHIS FLASH 39-27

Lease #: 421050490

Lease and Production Information

State	County	Operator				
TX	Howard	VITAL ENERGY, INC.				
Location		Meridan	Quarter Call	Formation	Horizontal	Production Months
API: 42-227-39473 { Sec: 39 · Blk: 32 T3N · Survey: T&P RR CO · Abstract: 294 }						
API: 42-227-41860 { Sec: 39 · Blk: 32 T3N · Survey: T&P RR CO · Abstract: 294 }		42		SPRABERRY (TREND AREA)	Yes	64
API: 42-227-41861 { Sec: 39 · Blk: 32 T3N · Survey: T&P RR CO · Abstract: 294 }						
		Oil	Gas			
First Prod Date	2018-06-01		2018-07-01			
Last Sale	2023-09-01		2023-09-01			
Daily Rate	454.9		305.77			
MoM Change	12690		9380			
YoY Change	9813		-8829			
Cumulative	279464		194663			

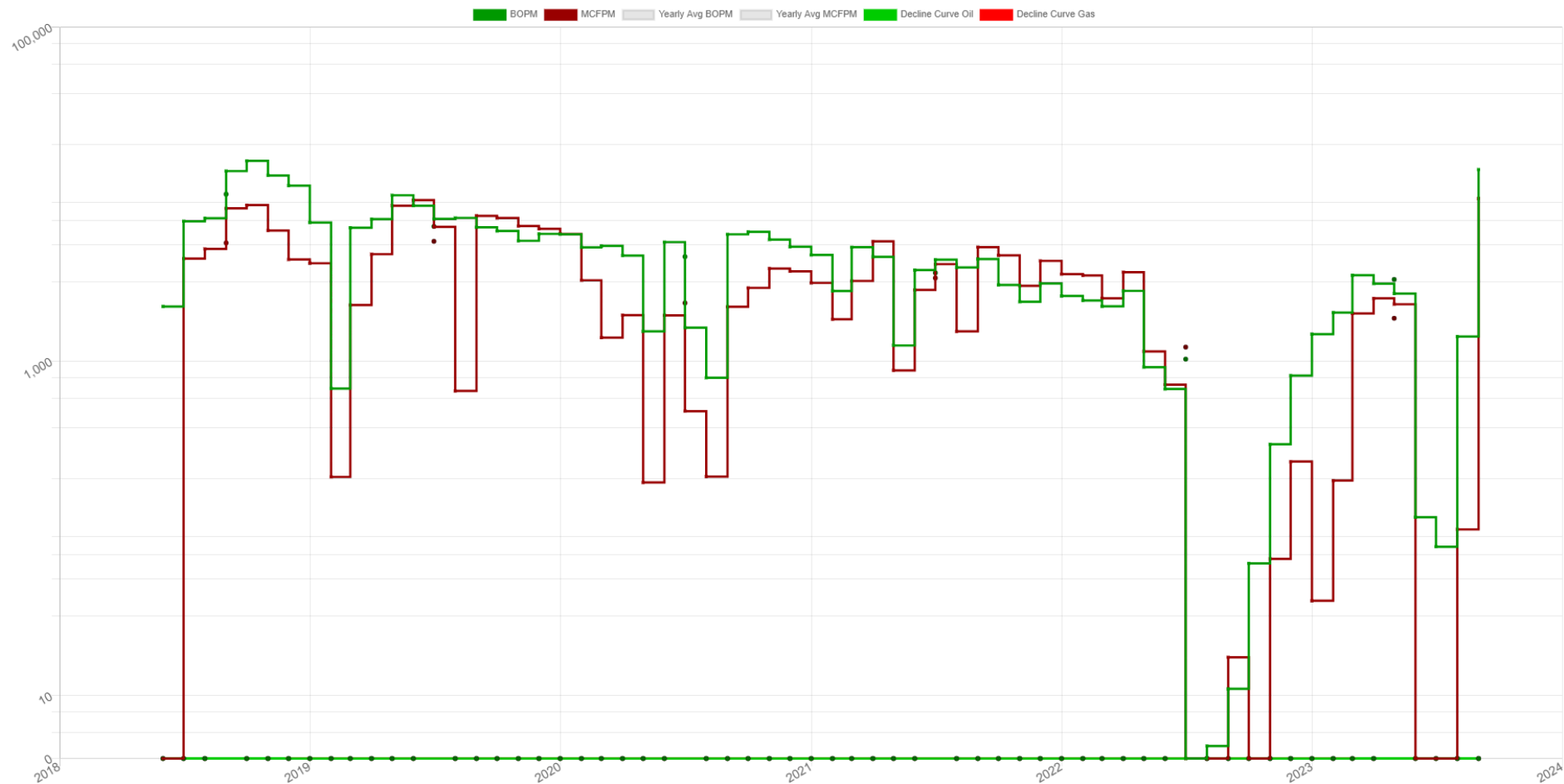
Production Snapshot

Month	BOPM	MCFPM
10-2022	62	
11-2022	320	66
12-2022	824	252
01-2023	1459	37
02-2023	1964	194
03-2023	3283	1942
04-2023	2929	2388
05-2023	2552	2203
06-2023	117	
07-2023	78	
08-2023	1412	99
09-2023	14102	9479
Average	2425	1851

Annual Averages

Year	Avg BOPM	Avg MCFPM
2019	6437	5244
2020	4244	2242
2021	3395	3162
2022	1034	1220
2023	3100	1816

MEMPHIS FLASH 39-27 - Production Plot





MEMPHIS FLASH 39-27

Associated Wells

Total Well Count: 3

Well Name		API	Operator			Type	Status
MEMPHIS FLASH 39-27 1LS		4222741860	VITAL ENERGY INC.			O&G	SHUT IN
Location		Spot	Foot-NS	Foot-EW	Foot-ref	Zone	
Sec: 39 · Blk: 32 T3N · Survey: T&P RR CO · Abstract: 294			2223	2346	N E	SPRABERRY (TREND AREA)	
Spud	Completion		First Production				
2022-12-05							
Elevation	MD	TV-TD	Cmpl-Top	Cmpl-Btm	PBTD	Drill-Dir	Lateral
2654		7211					
Prod Csg	csg 1: 13 3/8" @ 520' w/ 550 sx cmt toc @ 0 csg 2: 8 5/8" @ 7611' w/ 734 sx cmt multi stage @ 4019' toc @ 0 csg 3: 8 5/8" @ 7611' w/ 651 sx cmt toc @ 3960 csg 4: 5 1/2" @ 17550' w/ 1642 sx cmt toc @ 1900						

Well Name			API	Operator			Type	Status
MEMPHIS FLASH 39-27 2A			4222741861	VITAL ENERGY INC.			O&G	SHUT IN
Location			Spot	Foot-NS	Foot-EW	Foot-ref	Zone	
Sec: 39 · Blk: 32 T3N · Survey: T&P RR CO · Abstract: 294				2223	2321	N E	SPRABERRY (TREND AREA)	
Spud		Completion		First Production				
		2022-12-13						
Elevation	MD	TV-TD	Cmpl-Top	Cmpl-Btm	PBTD	Drill-Dir	Lateral	
2654		7461						
Prod Csg		csg 1: 13 3/8" @ 520' w/ 550 sx cmt toc @ 0 csg 2: 8 5/8" @ 7162' w/ 728 sx cmt multi stage @ 3985' toc @ 0 csg 3: 8 5/8" @ 7162' w/ 685 sx cmt toc @ 4018 csg 4: 5 1/2" @ 17975' w/ 1702 sx cmt toc @ 2147						

Well Name	API			Operator			Type	Status
MEMPHIS FLASH 39-27 4AH	4222739473			VITAL ENERGY INC.			OIL	PRODUCING
Location	Spot	Foot-NS	Foot-EW	Foot-ref	Zone			
Sec: 39 · Blk: 32 T3N · Survey: T&P RR CO · Abstract: 294				245	2319	NE NE	SPRABERRY (TREND AREA)	
Spud	Completion			First Production				
2018-02-26		2018-05-02						
Elevation	MD	TV-TD	Cmpl-Top	Cmpl-Btm	PBTD	Drill-Dir	Lateral	
2614		7383						
Prod Csg	csg 1: 13 3/8" @ 476' w/ 510 sx cmt toc @ 0 csg 2: 9 5/8" @ 7335' w/ 640 sx cmt toc @ 4473 csg 3: 9 5/8" @ 7335' w/ 1100 sx cmt multi stage @ 4473' toc @ 0 csg 4: 5 1/2" @ 17477' w/ 2070 sx cmt toc @ 6500 tbg 1: 2 7/8" @ 7162'							



GUNNER D

Lease #: 421058760

Lease and Production Information

State	County	Operator				
TX	Howard	VITAL ENERGY, INC.				
Location		Meridan	Quarter Call	Formation	Horizontal	Production Months
API: 42-227-41865 { Sec: 39 · Blk: 32 T3N · Survey: T&P RR CO · Abstract: 294 } API: 42-227-41866 { Sec: 39 · Blk: 32 T3N · Survey: T&P RR CO · Abstract: 294 }		42		SPRABERRY (TREND AREA)	Yes	3
		Oil		Gas		
First Prod Date	2023-08-01		2023-07-01			
Last Sale	2023-09-01		2023-09-01			
Daily Rate	474.35		370.94			
MoM Change	12796		8680			
YoY Change	16614		14523			
Cumulative	16614		14523			

Production Snapshot

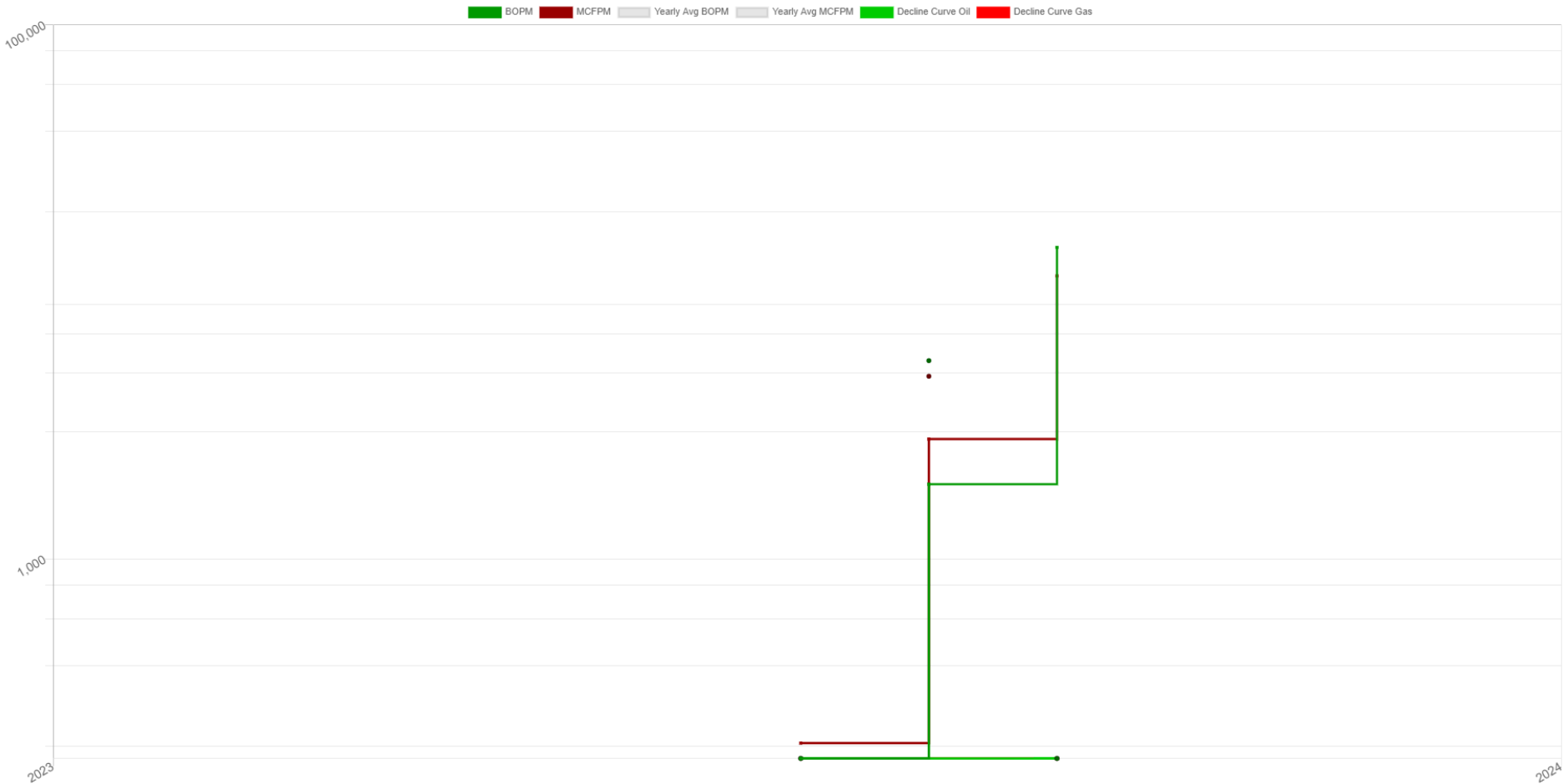
Month	BOPM	MCFPM
07-2023		205
08-2023	1909	2819
09-2023	14705	11499
Average	8307	4841

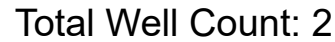
Annual Averages

Year	Avg BOPM	Avg MCFPM
2023	5538	4841



GUNNER D - Production Plot





Well Name	API	Operator				Type	Status
GUNNER D 6LS	4222741866	VITAL ENERGY INC.				O&G	SHUT IN
Location			Spot	Foot-NS	Foot-EW	Foot-ref	Zone
Sec: 39 · Blk: 32 T3N · Survey: T&P RR CO · Abstract: 294			1324	693	S E	SPRABERRY (TREND AREA)	
Spud	Completion		First Production				
2023-01-21							
Elevation	MD	TV-TD	Cmpl-Top	Cmpl-Btm	PBTD	Drill-Dir	Lateral
2655		7194					
Prod Csg	csg 1: 13 3/8" @ 516' w/ 550 sx cmt toc @ 0 csg 2: 9 5/8" @ 6615' w/ 864 sx cmt multi stage @ 4001' toc @ 0 csg 3: 9 5/8" @ 6615' w/ 620 sx cmt toc @ 4001 csg 4: 5 1/2" @ 20047' w/ 2657 sx cmt toc @ 2065						



SUN GUNNER 10-03 (ALLOC-A)

Lease #: 421057065

Lease and Production Information

State	County	Operator				
TX	Howard	VITAL ENERGY, INC.				
Location		Meridan	Quarter Call	Formation	Horizontal	Production Months
API: 42-227-41532 { Sec: 15 · Blk: 32 T2N · Survey: T&P RR CO · Abstract: 270 } API: 42-227-41533 { Sec: 15 · Blk: 32 T2N · Survey: T&P RR CO · Abstract: 270 }		42		SPRABERRY (TREND AREA)	Yes	12
		Oil		Gas		
First Prod Date	2022-10-01		2022-10-01			
Last Sale	2023-09-01		2023-09-01			
Daily Rate	460.77		1089.35			
MoM Change	-4634		-8055			
YoY Change	347354		429542			
Cumulative	347354		429542			

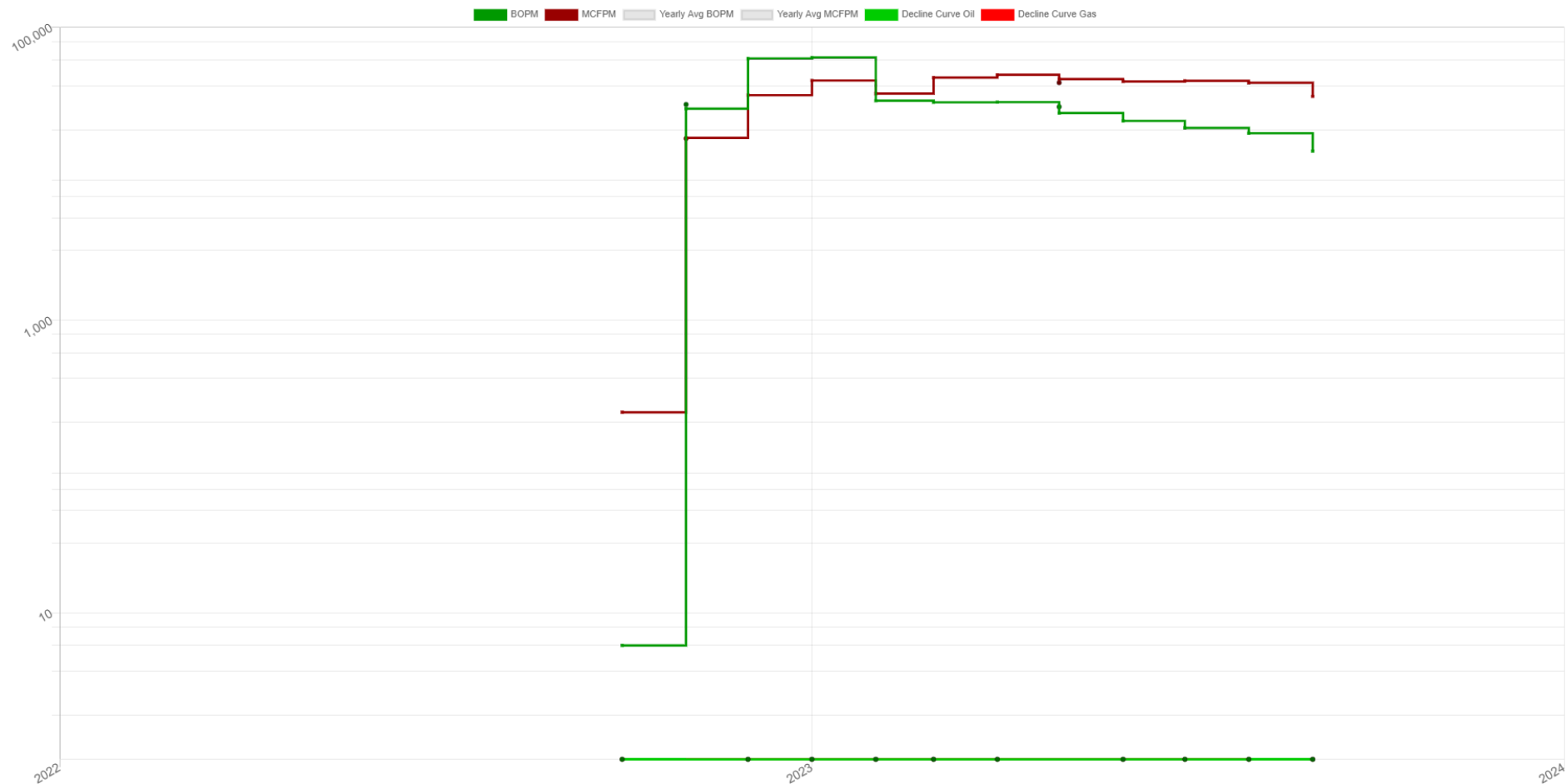
Production Snapshot

Month	BOPM	MCFPM
10-2022	6	235
11-2022	27853	17568
12-2022	61344	34421
01-2023	62215	43366
02-2023	31542	35276
03-2023	30771	45443
04-2023	30861	47393
05-2023	26013	44388
06-2023	22975	42678
07-2023	20572	43179
08-2023	18918	41825
09-2023	14284	33770
Average	28946	35795

Annual Averages

Year	Avg BOPM	Avg MCFPM
2022	29734	17408
2023	28683	41924

SUN GUNNER 10-03 (ALLOC-A) - Production Plot





SUN GUNNER 10-03 (ALLOC-A)

Associated Wells

Total Well Count: 2

Well Name	API		Operator			Type	Status
SUN GUNNER 10-03 (ALLOC-A) 1NA	4222741532		VITAL ENERGY INC.			O&G	PRODUCING
Location	Spot		Foot-NS	Foot-EW	Foot-ref	Zone	
Sec: 15 · Blk: 32 T2N · Survey: T&P RR CO · Abstract: 270			411	2007	N W	SPRABERRY (TREND AREA)	
Spud	Completion		First Production				
2022-10-13							
Elevation	MD	TV-TD	Cmpl-Top	Cmpl-Btm	PBTD	Drill-Dir	Lateral
2719		7552					
Prod Csg	csg 1: 13 3/8" @ 403' w/ 365 sx cmt toc @ 0 csg 2: 8 5/8" @ 8036' w/ 738 sx cmt multi stage @ 3963' toc @ 2200 csg 3: 8 5/8" @ 8036' w/ 686 sx cmt toc @ 3963 csg 4: 5 1/2" @ 15172' w/ 1328 sx cmt toc @ 0 tbg 1: 2 7/8" @ 6969'						

Well Name	API		Operator			Type	Status
SUN GUNNER 10-03 (ALLOC-A) 1NS	4222741533		VITAL ENERGY INC.			O&G	SHUT IN
Location	Spot	Foot-NS	Foot-EW	Foot-ref	Zone		
Sec: 15 · Blk: 32 T2N · Survey: T&P RR CO · Abstract: 270		411	2032	N W	SPRABERRY (TREND AREA)		
Spud	Completion		First Production				
2022-10-13							
Elevation	MD	TV-TD	Cmpl-Top	Cmpl-Btm	PBTD	Drill-Dir	Lateral
2720		7262					
Prod Csg	csg 1: 13 3/8" @ 404' w/ 415 sx cmt toc @ 0 csg 2: 8 5/8" @ 7761' w/ 733 sx cmt multi stage @ 4017' toc @ 0 csg 3: 8 5/8" @ 7761' w/ 655 sx cmt toc @ 4147 csg 3: 8 5/8" @ 7761' w/ 655 sx cmt toc @ 4017 csg 4: 5 1/2" @ 15293' w/ 1352 sx cmt toc @ 1400 csg 4: 5 1/2" @ 15293' w/ 1352 sx cmt toc @ 1000 tbq 1: 2 7/8" @ 6811'						



GUNNER C

Lease #: 421058759

Lease and Production Information

State	County	Operator				
TX	Howard	VITAL ENERGY, INC.				
Location		Meridan	Quarter Call	Formation	Horizontal	Production Months
API: 42-227-41863 { Sec: 39 · Blk: 32 T3N · Survey: T&P RR CO · Abstract: 294 } API: 42-227-41864 { Sec: 39 · Blk: 32 T3N · Survey: T&P RR CO · Abstract: 294 }		42		SPRABERRY (TREND AREA)	Yes	2
		Oil		Gas		
First Prod Date		2023-08-01		2023-08-01		
Last Sale		2023-09-01		2023-09-01		
Daily Rate		1134.45		739.77		
MoM Change		24883		15150		
YoY Change		45453		30716		
Cumulative		45453		30716		

Production Snapshot

Month	BOPM	MCFPM
08-2023	10285	7783
09-2023	35168	22933
Average	22727	15358

Annual Averages

Year	Avg BOPM	Avg MCFPM
2023	22727	15358



GUNNER C - Production Plot





Well Name	API	Operator				Type	Status
GUNNER C 4A	4222741864	VITAL ENERGY INC.				O&G	SHUT IN
Location			Spot	Foot-NS	Foot-EW	Foot-ref	Zone
Sec: 39 · Blk: 32 T3N · Survey: T&P RR CO · Abstract: 294				1349	693	S E	SPRABERRY (TREND AREA)
Spud	Completion		First Production				
2023-02-06							
Elevation	MD	TV-TD	Cmpl-Top	Cmpl-Btm	PBTD	Drill-Dir	Lateral
2655		7500					
Prod Csg	csg 1: 13 3/8" @ 519' w/ 550 sx cmt toc @ 0 csg 2: 9 5/8" @ 7178' w/ 864 sx cmt multi stage @ 3981' toc @ 0 csg 3: 9 5/8" @ 7178' w/ 867 sx cmt toc @ 3021 csg 4: 5 1/2" @ 20207' w/ 2689 sx cmt toc @ 1978						



Conveyance Document

Please note the following draft deed/assignment has been prepared by the seller in advance of sale. The successful buyer agrees to accept title to the lots pursuant to said deeds or assignments. Seller shall not be obligated or required to modify or change said deeds or assignments unless a correction is required to properly convey the interests being sold.

NOTICE OF CONFIDENTIALITY RIGHTS: IF YOU ARE A NATURAL PERSON, YOU MAY REMOVE OR STRIKE ANY OR ALL OF THE FOLLOWING INFORMATION FROM ANY INSTRUMENT THAT TRANSFERS AN INTEREST IN REAL PROPERTY BEFORE IT IS FILED FOR RECORD IN THE PUBLIC RECORDS: YOUR SOCIAL SECURITY NUMBER OR YOUR DRIVER'S LICENSE NUMBER.

MINERAL AND ROYALTY DEED

STATE OF TEXAS

§

§

KNOWN ALL MEN BY THESE PRESENTS:

COUNTY OF HOWARD

§

_____, whose address is _____ (“Grantor”), for One Hundred Dollars (\$100.00) and other good and valuable consideration, the receipt and sufficiency of which are hereby acknowledged, hereby GRANTS, SELLS, CONVEYS, and ASSIGNS unto

(“Grantee”), **one-eighth (1/8)** of Grantor’s right, title, and interest in and to the oil, gas, and mineral interests, royalty interests and other interests in and to those certain lands (“Lands”) described below and located in Howard County, Texas:

Tract 1: The Southeast Quarter (SE/4) of Section 27, Block 32, T-3-N, T&P Ry. Co. Survey, Borden and Howard Counties, Texas, containing 165.10 acres, more or less.

Tract 2: The Northeast Quarter (NE/4) of Section 39, Block 32, T-3-N, T&P, Ry. Co. Survey, Howard County, Texas, containing 158.67 acres, more or less.

Tract 3: The Northeast Quarter (NE/4) of Section 46, Block 32, T-3-N, T&P, Ry. Co. Survey, Howard County, Texas, containing 161.75 acres, more or less.

Tract 4: The East-Half (E/2) of Section 3, Block 32, T-2-N, T&P Ry. Co. Survey, Howard County, Texas, containing 319.73 acres, more or less.

Grantor further excepts from this conveyance and reserves unto Grantor all of Grantor’s right, title, and interest in and to any after-acquired title, remainderman and reversionary interests.

This sale is made subject to all prior conveyances of mineral, royalty or wellbore interests of record, if any, and further subject to any rights now existing to any lessee or assigns under any valid and subsisting oil, gas, and mineral lease(s) of record heretofore executed; it being understood and agreed that said Grantee shall have, receive, and enjoy the herein-granted undivided interests in and to all royalties and other benefits which may accrue under the terms of said lease(s) insofar as the lease(s) covers the above-described interests from and after the Effective Date hereof.

Grantor agrees to execute such further assurances as may be necessary or requisite for the full and complete enjoyment of the rights herein granted. Grantor and Grantee agree to execute any Acts of Correction that may be necessary in the event the interests intended to be conveyed are not properly described.

TO HAVE AND TO HOLD the above-described interests and all other rights herein granted, all and singular, the rights and appurtenances thereto belonging or appertaining. The terms, covenants and conditions contained in this Mineral and Royalty Deed shall be binding upon the inure to the benefit of the parties and their respective heirs, successors and assigns.

The interests conveyed herein are conveyed without warranty, express or implied, and all covenants that may arise under common law or the statutory implied covenants contained in Section 5.023 of the Texas Property Code are hereby disclaimed.

EXECUTED on the acknowledgment date below, but **EFFECTIVE** as of **April 1, 2024** (the "Effective Date") and therefore Grantee is entitled to the interests conveyed hereby on and after the Effective Date, but not before. Notwithstanding the above, all ad valorem taxes and other property taxes attributable to the interests conveyed herein for the 2024 calendar year shall be the sole responsibility of Grantee. Grantee represents to Grantor that Grantee has taken into account the liability for such ad valorem taxes and property taxes in determining the consideration paid herein.

Grantor: _____

DIRECT ACKNOWLEDGEMENT

STATE OF NEW MEXICO
COUNTY OF SANTA FE

This instrument was acknowledged before me on this the ____ of _____, 2024, by _____.

IN WITNESS HEREOF, I have hereunto set my hand and official seal on the day and year first above written.

SEAL

Signature of Notary

Name of Notary

Lot _____