

MID-CONTINENT ENERGY EXCHANGE

Oil & Gas Asset Auctions



Data Packet

H & H Unit

Mineral/Royalty Interest in
Lavaca County, TX

In this Document:

[Lot Summary](#)
[Income and Expenses](#)
[Production](#)
[Outgoing Conveyance](#)



Summary

Lot Summary

Lease Name: H & H Unit

County/State: Lavaca, TX

Asset Type: Mineral/Royalty Interest & NPRI

Legal Description: D. Burket Survey, A-4

API: See below

Decimal Interest: See below

Net Monthly Income: \$240.14

Operator: Baytex Energy USA, Inc.

Well Name	API Number	Owner RI	Conveyed 1/8th
Fluorite A 1H	42-285-34273	0.00004468	0.00000559
Fluorite B 2H	42-285-34275	0.00006808	0.00000851
Fluorite C 3H	42-285-34274	0.00002291	0.00000286
H & H Unit 1H	42-285-33815	0.00092510	0.00011564
Pluto A 1H	42-285-34278	0.00044113	0.00005514
Pluto B 2H	42-285-34279	0.00033384	0.00004173
Pluto C 3H	42-285-34280	0.00011522	0.00001440
Wavellite A 1H	42-285-34220	0.00069854	0.00008732
Wavellite B 2H	42-285-34221	0.00075907	0.00009488
Wavellite C 3H	42-285-34222	0.00072674	0.00009084

Disclaimer: Bidders must conduct their own due diligence prior to bidding at the auction. Bidders shall rely upon their own evaluations of the properties and not upon any representation either oral or written provided here. This is a summary of information provided by the seller to Mid-Continent Energy Exchange.



Income and Expenses

Summary

4 months income info

Net Income: \$960.57

Per Month: \$240.14

Monthly Revenue Breakdown		
Accounting Month	Owner Net Revenue	Conveyed 1/8th
Jul-24	\$ 2,054.18	\$ 256.77
Aug-24	\$ 2,438.07	\$ 304.76
Sep-24	\$ 1,425.63	\$ 178.20
Oct-24	\$ 1,766.68	\$ 220.84
Monthly Average	\$ 1,921.14	\$ 240.14



Revenue Statement

Owner

—
—
—
—

Operator

BAYTEX ENERGY USA, INC.
HOUSTON OFFICE
16285 PARK TEN PLACE, STE 500
HOUSTON, TX 77084
713-722-6696
usa.owner@baytexenergy.com

Check

Check Number 4000211402
Check Amount —
Check Date October 25, 2024
Check Type ACH

Copyright Notice

© 2024 Enverus. All rights reserved. Unauthorized use prohibited.

Data, reports, user interface, software and other content which is accessed by users through EnergyLink constitutes copyright protected content owned by Enverus. Any unauthorized copying, scraping, downloading, retransmission, redistribution, reproduction, republishing or other duplication or modification of copyright protected content is a violation of Canadian and US federal copyright laws and may be subject to legal action. Other than downloading of PDF copies of processed invoices for use in an unmodified format by authorized users, no one has permission to copy, scrape, download, retransmit, redistribute, reproduce, republish, duplicate, modify or make public for commercial use this copyright protected content, in any form, without the express written permission of Enverus.



EnergyLink can provide this data in Excel, CDEX, or any other requested format.
Visit <https://app.energylink.com/Features> to find out more information or call EnergyLink Support at 1-888-573-3364.



		Production Date	Property Values				Owner Share			
			BTU	Volume	Price	Value	Owner Interest	Distribution Interest	Volume	Value
Property: 204427.01		H&H UNIT 1H, SURVEY: MARY LEWIS 289 BLOCK: LOT: SEC:, State: TX, County: LAVACA								
DRIP CONDENSATE										
	ROYALTY INTEREST	Aug 24		0.16	67.94	10.87	0.00925106	0.00925106	0.00	0.10
							Total DRIP CONDENSATE		0.00	0.10
PLANT PRODUCTS										
	ROYALTY INTEREST	Aug 24		5.23	1.32	6.91	0.00925106	0.00925106	0.05	0.06
							Total PLANT PRODUCTS		0.05	0.06
							Total Property			0.16

Represented Unit of Measure: Gas = MCFs, Plant Products = GALs, Oil = BBLs

Generated on Thursday, October 31, 2024 1:46 PM

© 2024 Enverus. All rights reserved. Unauthorized use prohibited.



Revenue Statement

Owner

—
—
—
—

Operator

BAYTEX ENERGY USA, INC.
HOUSTON OFFICE
16285 PARK TEN PLACE, STE 500
HOUSTON, TX 77084
713-722-6696
usa.owner@baytexenergy.com

Check

Check Number	4000211402
Check Amount	—
Check Date	October 25, 2024
Check Type	ACH

Copyright Notice

© 2024 Enverus. All rights reserved. Unauthorized use prohibited.

Data, reports, user interface, software and other content which is accessed by users through EnergyLink constitutes copyright protected content owned by Enverus. Any unauthorized copying, scraping, downloading, retransmission, redistribution, reproduction, republishing or other duplication or modification of copyright protected content is a violation of Canadian and US federal copyright laws and may be subject to legal action. Other than downloading of PDF copies of processed invoices for use in an unmodified format by authorized users, no one has permission to copy, scrape, download, retransmit, redistribute, reproduce, republish, duplicate, modify or make public for commercial use this copyright protected content, in any form, without the express written permission of Enverus.



EnergyLink can provide this data in Excel, CDEX, or any other requested format.
Visit <https://app.energylink.com/Features> to find out more information or call EnergyLink Support at 1-888-573-3364.



Type		Production Date	Property Values				Owner Share			
			BTU	Volume	Price	Value	Owner Interest	Distribution Interest	Volume	Value
Property: 204729.01		FLUORITE A 1H								
DRIP CONDENSATE										
	ROYALTY INTEREST	Aug 24		105.68	67.96	7,182.10	0.00044684	0.00044684	0.05	3.21
	PRODUCTION TAX	Aug 24				(330.38)	0.00044684	0.00044684		(0.15)
							Total DRIP CONDENSATE		0.05	3.06
GAS										
	ROYALTY INTEREST	Aug 24	1.0439	9,403.00	1.64	15,431.79	0.00044684	0.00044684	4.20	6.90
	PRODUCTION TAX	Aug 24				0.00	0.00044684	0.00044684		(0.06)
							Total GAS		4.20	6.84
OIL										
	ROYALTY INTEREST	Aug 24		11,186.82	74.70	835,657.32	0.00044684	0.00044684	5.00	373.41
	PRODUCTION TAX	Aug 24				(38,391.41)	0.00044684	0.00044684		(17.15)
	SEVERANCE TAX	Aug 24				(69.92)	0.00044684	0.00044684		(0.03)
							Total OIL		5.00	356.23
PLANT PRODUCTS										
	ROYALTY INTEREST	Aug 24		77,096.00	0.38	29,168.60	0.00044684	0.00044684	34.45	13.03
	PRODUCTION TAX	Aug 24				(1,681.09)	0.00044684	0.00044684		(0.77)
							Total PLANT PRODUCTS		34.45	12.26
							Total Property			378.39

Represented Unit of Measure: Gas = MCFs, Plant Products = GALs, Oil = BBLs

Generated on Thursday, October 31, 2024 1:46 PM

© 2024 Enverus. All rights reserved. Unauthorized use prohibited.

-



Revenue Statement

Owner

—
—
—
—

Operator

BAYTEX ENERGY USA, INC.
HOUSTON OFFICE
16285 PARK TEN PLACE, STE 500
HOUSTON, TX 77084
713-722-6696
usa.owner@baytexenergy.com

Check

Check Number	4000211402
Check Amount	—
Check Date	October 25, 2024
Check Type	ACH

Copyright Notice

© 2024 Enverus. All rights reserved. Unauthorized use prohibited.

Data, reports, user interface, software and other content which is accessed by users through EnergyLink constitutes copyright protected content owned by Enverus. Any unauthorized copying, scraping, downloading, retransmission, redistribution, reproduction, republishing or other duplication or modification of copyright protected content is a violation of Canadian and US federal copyright laws and may be subject to legal action. Other than downloading of PDF copies of processed invoices for use in an unmodified format by authorized users, no one has permission to copy, scrape, download, retransmit, redistribute, reproduce, republish, duplicate, modify or make public for commercial use this copyright protected content, in any form, without the express written permission of Enverus.



EnergyLink can provide this data in Excel, CDEX, or any other requested format.
Visit <https://app.energylink.com/Features> to find out more information or call EnergyLink Support at 1-888-573-3364.



Type		Production Date	Property Values				Owner Share			
			BTU	Volume	Price	Value	Owner Interest	Distribution Interest	Volume	Value
Property: 204730.01		FLUORITE B 2H								
DRIP CONDENSATE										
	ROYALTY INTEREST	Aug 24		103.42	67.96	7,028.51	0.00068085	0.00068085	0.07	4.79
	PRODUCTION TAX	Aug 24				(323.31)	0.00068085	0.00068085		(0.22)
							Total DRIP CONDENSATE		0.07	4.57
GAS										
	ROYALTY INTEREST	Aug 24	1.0385	9,309.00	1.63	15,197.65	0.00068085	0.00068085	6.34	10.35
	PRODUCTION TAX	Aug 24				0.00	0.00068085	0.00068085		(0.10)
							Total GAS		6.34	10.25
OIL										
	ROYALTY INTEREST	Aug 24		10,954.04	74.70	818,268.62	0.00068085	0.00068085	7.46	557.12
	PRODUCTION TAX	Aug 24				(37,592.55)	0.00068085	0.00068085		(25.59)
	SEVERANCE TAX	Aug 24				(68.46)	0.00068085	0.00068085		(0.05)
							Total OIL		7.46	531.48
PLANT PRODUCTS										
	ROYALTY INTEREST	Aug 24		76,328.26	0.38	28,878.12	0.00068085	0.00068085	51.97	19.66
	PRODUCTION TAX	Aug 24				(1,660.80)	0.00068085	0.00068085		(1.16)
							Total PLANT PRODUCTS		51.97	18.50
							Total Property			564.80

Represented Unit of Measure: Gas = MCFs, Plant Products = GALs, Oil = BBLs

Generated on Thursday, October 31, 2024 1:46 PM

© 2024 Enverus. All rights reserved. Unauthorized use prohibited.

-



Revenue Statement

Owner

—
—
—
—

Operator

BAYTEX ENERGY USA, INC.
HOUSTON OFFICE
16285 PARK TEN PLACE, STE 500
HOUSTON, TX 77084
713-722-6696
usa.owner@baytexenergy.com

Check

Check Number	4000211402
Check Amount	—
Check Date	October 25, 2024
Check Type	ACH

Copyright Notice

© 2024 Enverus. All rights reserved. Unauthorized use prohibited.

Data, reports, user interface, software and other content which is accessed by users through EnergyLink constitutes copyright protected content owned by Enverus. Any unauthorized copying, scraping, downloading, retransmission, redistribution, reproduction, republishing or other duplication or modification of copyright protected content is a violation of Canadian and US federal copyright laws and may be subject to legal action. Other than downloading of PDF copies of processed invoices for use in an unmodified format by authorized users, no one has permission to copy, scrape, download, retransmit, redistribute, reproduce, republish, duplicate, modify or make public for commercial use this copyright protected content, in any form, without the express written permission of Enverus.



EnergyLink can provide this data in Excel, CDEX, or any other requested format.
Visit <https://app.energylink.com/Features> to find out more information or call EnergyLink Support at 1-888-573-3364.



Type		Production Date	Property Values				Owner Share			
			BTU	Volume	Price	Value	Owner Interest	Distribution Interest	Volume	Value
Property: 204731.01		FLUORITE C 3H								
DRIP CONDENSATE										
	ROYALTY INTEREST	Aug 24		98.76	67.96	6,711.81	0.00022916	0.00022916	0.02	1.54
	PRODUCTION TAX	Aug 24				(308.74)	0.00022916	0.00022916		(0.07)
							Total DRIP CONDENSATE		0.02	1.47
GAS										
	ROYALTY INTEREST	Aug 24	1.0264	8,681.00	1.61	14,008.33	0.00022916	0.00022916	1.99	3.21
	PRODUCTION TAX	Aug 24				0.00	0.00022916	0.00022916		(0.03)
							Total GAS		1.99	3.18
OIL										
	ROYALTY INTEREST	Aug 24		9,625.77	74.70	719,046.63	0.00022916	0.00022916	2.21	164.78
	SEVERANCE TAX	Aug 24				(60.16)	0.00022916	0.00022916		(0.01)
	PRODUCTION TAX	Aug 24				(33,034.13)	0.00022916	0.00022916		(7.57)
							Total OIL		2.21	157.20
PLANT PRODUCTS										
	ROYALTY INTEREST	Aug 24		71,179.69	0.38	26,930.19	0.00022916	0.00022916	16.31	6.17
	PRODUCTION TAX	Aug 24				(1,541.04)	0.00022916	0.00022916		(0.36)
							Total PLANT PRODUCTS		16.31	5.81
							Total Property			167.66

Represented Unit of Measure: Gas = MCFs, Plant Products = GALs, Oil = BBLs

Generated on Thursday, October 31, 2024 1:46 PM

© 2024 Enverus. All rights reserved. Unauthorized use prohibited.

-



Revenue Statement

Owner

—
—
—
—

Operator

BAYTEX ENERGY USA, INC.
HOUSTON OFFICE
16285 PARK TEN PLACE, STE 500
HOUSTON, TX 77084
713-722-6696
usa.owner@baytexenergy.com

Check

Check Number	4000211402
Check Amount	—
Check Date	October 25, 2024
Check Type	ACH

Copyright Notice

© 2024 Enverus. All rights reserved. Unauthorized use prohibited.

Data, reports, user interface, software and other content which is accessed by users through EnergyLink constitutes copyright protected content owned by Enverus. Any unauthorized copying, scraping, downloading, retransmission, redistribution, reproduction, republishing or other duplication or modification of copyright protected content is a violation of Canadian and US federal copyright laws and may be subject to legal action. Other than downloading of PDF copies of processed invoices for use in an unmodified format by authorized users, no one has permission to copy, scrape, download, retransmit, redistribute, reproduce, republish, duplicate, modify or make public for commercial use this copyright protected content, in any form, without the express written permission of Enverus.



EnergyLink can provide this data in Excel, CDEX, or any other requested format.
Visit <https://app.energylink.com/Features> to find out more information or call EnergyLink Support at 1-888-573-3364.



Type		Production Date	Property Values				Owner Share			
			BTU	Volume	Price	Value	Owner Interest	Distribution Interest	Volume	Value
Property:	204762.01	WAVELLITE A 1H								
DRIP CONDENSATE										
	ROYALTY INTEREST	Aug 24		7.56	67.96	513.78	0.00698540	0.00698540	0.05	3.59
	PRODUCTION TAX	Aug 24				(23.63)	0.00698540	0.00698540		(0.17)
							Total DRIP CONDENSATE		0.05	3.42
GAS										
	ROYALTY INTEREST	Aug 24	1.0397	1,654.00	1.63	2,703.48	0.00698540	0.00698540	11.55	18.88
	SEVERANCE TAX	Aug 24				(1.19)	0.00698540	0.00698540		(0.01)
	PRODUCTION TAX	Aug 24				0.00	0.00698540	0.00698540		(0.01)
							Total GAS		11.55	18.86
OIL										
	ROYALTY INTEREST	Aug 24		3,512.99	74.70	262,420.94	0.00698540	0.00698540	24.54	1,833.12
	PRODUCTION TAX	Aug 24				(12,056.03)	0.00698540	0.00698540		(84.22)
	SEVERANCE TAX	Aug 24				(21.96)	0.00698540	0.00698540		(0.15)
							Total OIL		24.54	1,748.75
PLANT PRODUCTS										
	ROYALTY INTEREST	Aug 24		16,251.96	0.38	6,221.43	0.00698540	0.00698540	113.53	43.46
	PRODUCTION TAX	Aug 24				(248.92)	0.00698540	0.00698540		(1.96)
							Total PLANT PRODUCTS		113.53	41.50
							Total Property			1,812.53

Represented Unit of Measure: Gas = MCFs, Plant Products = GALs, Oil = BBLs

Generated on Thursday, October 31, 2024 1:46 PM

© 2024 Enverus. All rights reserved. Unauthorized use prohibited.

Type	Production Date	Property Values				Owner Share			
		BTU	Volume	Price	Value	Owner Interest	Distribution Interest	Volume	Value

—



Revenue Statement

Owner

—
—
—
—

Operator

BAYTEX ENERGY USA, INC.
HOUSTON OFFICE
16285 PARK TEN PLACE, STE 500
HOUSTON, TX 77084
713-722-6696
usa.owner@baytexenergy.com

Check

Check Number	4000211402
Check Amount	—
Check Date	October 25, 2024
Check Type	ACH

Copyright Notice

© 2024 Enverus. All rights reserved. Unauthorized use prohibited.

Data, reports, user interface, software and other content which is accessed by users through EnergyLink constitutes copyright protected content owned by Enverus. Any unauthorized copying, scraping, downloading, retransmission, redistribution, reproduction, republishing or other duplication or modification of copyright protected content is a violation of Canadian and US federal copyright laws and may be subject to legal action. Other than downloading of PDF copies of processed invoices for use in an unmodified format by authorized users, no one has permission to copy, scrape, download, retransmit, redistribute, reproduce, republish, duplicate, modify or make public for commercial use this copyright protected content, in any form, without the express written permission of Enverus.



EnergyLink can provide this data in Excel, CDEX, or any other requested format.
Visit <https://app.energylink.com/Features> to find out more information or call EnergyLink Support at 1-888-573-3364.



Type		Production Date	Property Values				Owner Share			
			BTU	Volume	Price	Value	Owner Interest	Distribution Interest	Volume	Value
Property: 204763.01		WAVELLITE B 2H								
DRIP CONDENSATE										
	ROYALTY INTEREST	Aug 24		5.51	67.96	374.46	0.00759074	0.00759074	0.04	2.84
	PRODUCTION TAX	Aug 24				(17.23)	0.00759074	0.00759074		(0.13)
							Total DRIP CONDENSATE		0.04	2.71
GAS										
	ROYALTY INTEREST	Aug 24	1.0401	1,186.00	1.64	1,939.23	0.00759074	0.00759074	9.00	14.72
	SEVERANCE TAX	Aug 24				(0.86)	0.00759074	0.00759074		(0.01)
	PRODUCTION TAX	Aug 24				0.00	0.00759074	0.00759074		(0.01)
							Total GAS		9.00	14.70
OIL										
	ROYALTY INTEREST	Aug 24		1,791.23	74.70	133,805.18	0.00759074	0.00759074	13.60	1,015.68
	PRODUCTION TAX	Aug 24				(6,147.22)	0.00759074	0.00759074		(46.66)
	SEVERANCE TAX	Aug 24				(11.20)	0.00759074	0.00759074		(0.09)
							Total OIL		13.60	968.93
PLANT PRODUCTS										
	ROYALTY INTEREST	Aug 24		12,223.34	0.37	4,475.54	0.00759074	0.00759074	92.78	33.97
	PRODUCTION TAX	Aug 24				(177.16)	0.00759074	0.00759074		(1.52)
							Total PLANT PRODUCTS		92.78	32.45
							Total Property			1,018.79

Represented Unit of Measure: Gas = MCFs, Plant Products = GALs, Oil = BBLs

Generated on Thursday, October 31, 2024 1:46 PM

© 2024 Enverus. All rights reserved. Unauthorized use prohibited.

Type	Production Date	Property Values				Owner Share			
		BTU	Volume	Price	Value	Owner Interest	Distribution Interest	Volume	Value

—



Revenue Statement

Owner

Operator

BAYTEX ENERGY USA, INC.
HOUSTON OFFICE
16285 PARK TEN PLACE, STE 500
HOUSTON, TX 77084
713-722-6696
usa.owner@baytexenergy.com

Check

Check Number4000211402

Check Amount-

Check DateOctober 25, 2024

Check TypeACH

Copyright Notice

© 2024 Enverus. All rights reserved. Unauthorized use prohibited.

Data, reports, user interface, software and other content which is accessed by users through EnergyLink constitutes copyright protected content owned by Enverus. Any unauthorized copying, scraping, downloading, retransmission, redistribution, reproduction, republishing or other duplication or modification of copyright protected content is a violation of Canadian and US federal copyright laws and may be subject to legal action. Other than downloading of PDF copies of processed invoices for use in an unmodified format by authorized users, no one has permission to copy, scrape, download, retransmit, redistribute, reproduce, republish, duplicate, modify or make public for commercial use this copyright protected content, in any form, without the express written permission of Enverus.



EnergyLink can provide this data in Excel, CDEX, or any other requested format.
Visit <https://app.energylink.com/Features> to find out more information or call EnergyLink Support at 1-888-573-3364.



		Production Date	Property Values				Owner Share			
			BTU	Volume	Price	Value	Owner Interest	Distribution Interest	Volume	Value
Property:	205866.01	WAVELLITE C 3H								
OIL										
	ROYALTY INTEREST	Aug 24		1,293.43	74.70	96,619.44	0.00726743	0.00726743	9.40	702.18
	PRODUCTION TAX	Aug 24				(4,438.85)	0.00726743	0.00726743		(32.26)
	SEVERANCE TAX	Aug 24				(8.08)	0.00726743	0.00726743		(0.06)
									Total OIL	9.40669.86
									Total Property	669.86

Represented Unit of Measure: Gas = MCFs, Plant Products = GALs, Oil = BBLs

Generated on Thursday, October 31, 2024 1:46 PM

© 2024 Enverus. All rights reserved. Unauthorized use prohibited.



Revenue Statement

Owner

—
—
—
—

Operator

BAYTEX ENERGY USA, INC.
HOUSTON OFFICE
16285 PARK TEN PLACE, STE 500
HOUSTON, TX 77084
713-722-6696
usa.owner@baytexenergy.com

Check

Check Number	4000211402
Check Amount	—
Check Date	October 25, 2024
Check Type	ACH

Copyright Notice

© 2024 Enverus. All rights reserved. Unauthorized use prohibited.

Data, reports, user interface, software and other content which is accessed by users through EnergyLink constitutes copyright protected content owned by Enverus. Any unauthorized copying, scraping, downloading, retransmission, redistribution, reproduction, republishing or other duplication or modification of copyright protected content is a violation of Canadian and US federal copyright laws and may be subject to legal action. Other than downloading of PDF copies of processed invoices for use in an unmodified format by authorized users, no one has permission to copy, scrape, download, retransmit, redistribute, reproduce, republish, duplicate, modify or make public for commercial use this copyright protected content, in any form, without the express written permission of Enverus.



EnergyLink can provide this data in Excel, CDEX, or any other requested format.
Visit <https://app.energylink.com/Features> to find out more information or call EnergyLink Support at 1-888-573-3364.



Type		Production Date	Property Values				Owner Share			
			BTU	Volume	Price	Value	Owner Interest	Distribution Interest	Volume	Value
Property: 207587.01		PLUTO A 1H								
DRIP CONDENSATE										
	ROYALTY INTEREST	Aug 24		27.17	67.96	1,846.50	0.00441137	0.00441137	0.12	8.15
	PRODUCTION TAX	Aug 24				(84.94)	0.00441137	0.00441137		(0.37)
			Total DRIP CONDENSATE						0.12	7.78
GAS										
	ROYALTY INTEREST	Aug 24	0.7735	4,944.00	1.22	6,011.63	0.00441137	0.00441137	21.81	26.52
	SEVERANCE TAX	Aug 24				(3.60)	0.00441137	0.00441137		(0.02)
	PRODUCTION TAX	Aug 24				0.00	0.00441137	0.00441137		(0.02)
			Total GAS						21.81	26.48
OIL										
	ROYALTY INTEREST	Aug 24		16,380.18	74.70	1,223,602.18	0.00441137	0.00441137	72.26	5,397.76
	SEVERANCE TAX	Aug 24				(102.38)	0.00441137	0.00441137		(0.45)
	PRODUCTION TAX	Aug 24				(56,214.21)	0.00441137	0.00441137		(247.98)
			Total OIL						72.26	5,149.33
PLANT PRODUCTS										
	ROYALTY INTEREST	Aug 24		78,993.76	0.57	44,710.50	0.00441137	0.00441137	348.47	197.23
	PRODUCTION TAX	Aug 24				(2,578.38)	0.00441137	0.00441137		(11.80)
			Total PLANT PRODUCTS						348.47	185.43
									Total Property	5,369.02

Represented Unit of Measure: Gas = MCFs, Plant Products = GALs, Oil = BBLs

Generated on Thursday, October 31, 2024 1:46 PM

© 2024 Enverus. All rights reserved. Unauthorized use prohibited.

Type	Production Date	Property Values				Owner Share			
		BTU	Volume	Price	Value	Owner Interest	Distribution Interest	Volume	Value

—



Revenue Statement

Owner

—
—
—
—

Operator

BAYTEX ENERGY USA, INC.
HOUSTON OFFICE
16285 PARK TEN PLACE, STE 500
HOUSTON, TX 77084
713-722-6696
usa.owner@baytexenergy.com

Check

Check Number	4000211402
Check Amount	—
Check Date	October 25, 2024
Check Type	ACH

Copyright Notice

© 2024 Enverus. All rights reserved. Unauthorized use prohibited.

Data, reports, user interface, software and other content which is accessed by users through EnergyLink constitutes copyright protected content owned by Enverus. Any unauthorized copying, scraping, downloading, retransmission, redistribution, reproduction, republishing or other duplication or modification of copyright protected content is a violation of Canadian and US federal copyright laws and may be subject to legal action. Other than downloading of PDF copies of processed invoices for use in an unmodified format by authorized users, no one has permission to copy, scrape, download, retransmit, redistribute, reproduce, republish, duplicate, modify or make public for commercial use this copyright protected content, in any form, without the express written permission of Enverus.



EnergyLink can provide this data in Excel, CDEX, or any other requested format.
Visit <https://app.energylink.com/Features> to find out more information or call EnergyLink Support at 1-888-573-3364.



Type		Production Date	Property Values				Owner Share			
			BTU	Volume	Price	Value	Owner Interest	Distribution Interest	Volume	Value
Property: 207588.01		PLUTO B 2H								
DRIP CONDENSATE										
	ROYALTY INTEREST	Aug 24		53.69	67.96	3,648.82	0.00333844	0.00333844	0.18	12.18
	PRODUCTION TAX	Aug 24				(167.85)	0.00333844	0.00333844		(0.56)
			Total DRIP CONDENSATE						0.18	11.62
GAS										
	ROYALTY INTEREST	Aug 24	0.7735	9,769.00	1.22	11,879.24	0.00333844	0.00333844	32.61	39.66
	PRODUCTION TAX	Aug 24				0.00	0.00333844	0.00333844		(0.02)
	SEVERANCE TAX	Aug 24				(7.11)	0.00333844	0.00333844		(0.02)
			Total GAS						32.61	39.62
OIL										
	ROYALTY INTEREST	Aug 24		24,876.11	74.70	1,858,249.57	0.00333844	0.00333844	83.05	6,203.65
	PRODUCTION TAX	Aug 24				(85,370.91)	0.00333844	0.00333844		(285.01)
	SEVERANCE TAX	Aug 24				(155.48)	0.00333844	0.00333844		(0.52)
			Total OIL						83.05	5,918.12
PLANT PRODUCTS										
	ROYALTY INTEREST	Aug 24		156,095.13	0.57	88,349.89	0.00333844	0.00333844	521.11	294.95
	PRODUCTION TAX	Aug 24				(5,095.16)	0.00333844	0.00333844		(17.65)
			Total PLANT PRODUCTS						521.11	277.30
									Total Property	6,246.66

Represented Unit of Measure: Gas = MCFs, Plant Products = GALs, Oil = BBLs

Generated on Thursday, October 31, 2024 1:46 PM

© 2024 Enverus. All rights reserved. Unauthorized use prohibited.

Type	Production Date	Property Values				Owner Share			
		BTU	Volume	Price	Value	Owner Interest	Distribution Interest	Volume	Value

—



Revenue Statement

Owner

—
—
—
—

Operator

BAYTEX ENERGY USA, INC.
HOUSTON OFFICE
16285 PARK TEN PLACE, STE 500
HOUSTON, TX 77084
713-722-6696
usa.owner@baytexenergy.com

Check

Check Number	4000211402
Check Amount	—
Check Date	October 25, 2024
Check Type	ACH

Copyright Notice

© 2024 Enverus. All rights reserved. Unauthorized use prohibited.

Data, reports, user interface, software and other content which is accessed by users through EnergyLink constitutes copyright protected content owned by Enverus. Any unauthorized copying, scraping, downloading, retransmission, redistribution, reproduction, republishing or other duplication or modification of copyright protected content is a violation of Canadian and US federal copyright laws and may be subject to legal action. Other than downloading of PDF copies of processed invoices for use in an unmodified format by authorized users, no one has permission to copy, scrape, download, retransmit, redistribute, reproduce, republish, duplicate, modify or make public for commercial use this copyright protected content, in any form, without the express written permission of Enverus.



EnergyLink can provide this data in Excel, CDEX, or any other requested format.
Visit <https://app.energylink.com/Features> to find out more information or call EnergyLink Support at 1-888-573-3364.



Type		Production Date	Property Values				Owner Share			
			BTU	Volume	Price	Value	Owner Interest	Distribution Interest	Volume	Value
Property: 207589.01		PLUTO C 3H								
DRIP CONDENSATE										
	ROYALTY INTEREST	Aug 24		27.45	67.96	1,865.52	0.00115229	0.00115229	0.03	2.15
	PRODUCTION TAX	Aug 24				(85.81)	0.00115229	0.00115229		(0.10)
	ROYALTY INTEREST	Jul 24		0.39	70.41	27.46	0.00115229	0.00115229	0.00	0.03
							Total DRIP CONDENSATE		0.03	2.08
GAS										
	ROYALTY INTEREST	Aug 24	1.0269	5,340.00	1.61	8,621.03	0.00115229	0.00115229	6.15	9.93
	PRODUCTION TAX	Aug 24				0.00	0.00115229	0.00115229		(0.01)
	ROYALTY INTEREST	Jul 24	1.0116	93.00	1.49	138.48	0.00115229	0.00115229	0.11	0.16
							Total GAS		6.26	10.08
OIL										
	ROYALTY INTEREST	Aug 24		16,905.48	74.70	1,262,842.18	0.00115229	0.00115229	19.48	1,455.16
	SEVERANCE TAX	Aug 24				(105.66)	0.00115229	0.00115229		(0.12)
	PRODUCTION TAX	Aug 24				(58,016.96)	0.00115229	0.00115229		(66.85)
							Total OIL		19.48	1,388.19
PLANT PRODUCTS										
	ROYALTY INTEREST	Aug 24		73,334.87	0.49	36,088.57	0.00115229	0.00115229	84.50	41.58
	PRODUCTION TAX	Aug 24				(2,437.04)	0.00115229	0.00115229		(2.81)
	ROYALTY INTEREST	Jul 24		1,198.51	0.53	630.12	0.00115229	0.00115229	1.38	0.73
	PRODUCTION TAX	Jul 24				(42.92)	0.00115229	0.00115229		(0.05)

Represented Unit of Measure: Gas = MCFs, Plant Products = GALs, Oil = BBLs

Generated on Thursday, October 31, 2024 1:46 PM

© 2024 Enverus. All rights reserved. Unauthorized use prohibited.

Type	Production Date	Property Values				Owner Share			
		BTU	Volume	Price	Value	Owner Interest	Distribution Interest	Volume	Value
						Total PLANT PRODUCTS		85.88	39.45
						Total Property			1,439.80

—



Revenue Statement

Owner

Operator

BAYTEX ENERGY USA, INC.
HOUSTON OFFICE
16285 PARK TEN PLACE, STE 500
HOUSTON, TX 77084
713-722-6696
usa.owner@baytexenergy.com

Check

Check Number4000208269

Check Amount-

Check DateSeptember 27, 2024

Check TypeACH

Copyright Notice

© 2024 Enverus. All rights reserved. Unauthorized use prohibited.

Data, reports, user interface, software and other content which is accessed by users through EnergyLink constitutes copyright protected content owned by Enverus. Any unauthorized copying, scraping, downloading, retransmission, redistribution, reproduction, republishing or other duplication or modification of copyright protected content is a violation of Canadian and US federal copyright laws and may be subject to legal action. Other than downloading of PDF copies of processed invoices for use in an unmodified format by authorized users, no one has permission to copy, scrape, download, retransmit, redistribute, reproduce, republish, duplicate, modify or make public for commercial use this copyright protected content, in any form, without the express written permission of Enverus.



EnergyLink can provide this data in Excel, CDEX, or any other requested format.
Visit <https://app.energylink.com/Features> to find out more information or call EnergyLink Support at 1-888-573-3364.



		Production Date	Property Values				Owner Share			
			BTU	Volume	Price	Value	Owner Interest	Distribution Interest	Volume	Value
Property:	204427.01	H&H UNIT 1H, SURVEY: MARY LEWIS 289 BLOCK: LOT: SEC:, State: TX, County: LAVACA								
OIL										
	ROYALTY INTEREST	Jul 24		13.03	78.88	1,027.77	0.00925106	0.00925106	0.12	9.51
	PRODUCTION TAX	Jul 24				(47.22)	0.00925106	0.00925106		(0.44)
Total OIL									0.12	9.07
Total Property										9.07

Represented Unit of Measure: Gas = MCFs, Plant Products = GALs, Oil = BBLs

Generated on Thursday, October 31, 2024 1:45 PM

© 2024 Enverus. All rights reserved. Unauthorized use prohibited.



Revenue Statement

Owner

—
—
—
—

Operator

BAYTEX ENERGY USA, INC.
HOUSTON OFFICE
16285 PARK TEN PLACE, STE 500
HOUSTON, TX 77084
713-722-6696
usa.owner@baytexenergy.com

Check

Check Number	4000208269
Check Amount	—
Check Date	September 27, 2024
Check Type	ACH

Copyright Notice

© 2024 Enverus. All rights reserved. Unauthorized use prohibited.

Data, reports, user interface, software and other content which is accessed by users through EnergyLink constitutes copyright protected content owned by Enverus. Any unauthorized copying, scraping, downloading, retransmission, redistribution, reproduction, republishing or other duplication or modification of copyright protected content is a violation of Canadian and US federal copyright laws and may be subject to legal action. Other than downloading of PDF copies of processed invoices for use in an unmodified format by authorized users, no one has permission to copy, scrape, download, retransmit, redistribute, reproduce, republish, duplicate, modify or make public for commercial use this copyright protected content, in any form, without the express written permission of Enverus.



EnergyLink can provide this data in Excel, CDEX, or any other requested format.
Visit <https://app.energylink.com/Features> to find out more information or call EnergyLink Support at 1-888-573-3364.



Type		Production Date	Property Values				Owner Share			
			BTU	Volume	Price	Value	Owner Interest	Distribution Interest	Volume	Value
Property: 204729.01		FLUORITE A 1H								
DRIP CONDENSATE										
	ROYALTY INTEREST	Jul 24		385.84	70.41	27,166.62	0.00044684	0.00044684	0.17	12.14
	PRODUCTION TAX	Jul 24				(1,249.66)	0.00044684	0.00044684		(0.56)
							Total DRIP CONDENSATE		0.17	11.58
GAS										
	ROYALTY INTEREST	Jul 24	1.0581	7,261.00	1.57	11,431.61	0.00044684	0.00044684	3.24	5.11
	PRODUCTION TAX	Jul 24				0.00	0.00044684	0.00044684		(0.05)
							Total GAS		3.24	5.06
OIL										
	ROYALTY INTEREST	Jul 24		13,377.10	78.88	1,055,149.09	0.00044684	0.00044684	5.98	471.48
	SEVERANCE TAX	Jul 24				(83.61)	0.00044684	0.00044684		(0.04)
	PRODUCTION TAX	Jul 24				(48,480.48)	0.00044684	0.00044684		(21.66)
							Total OIL		5.98	449.78
PLANT PRODUCTS										
	ROYALTY INTEREST	Jul 24		65,902.47	0.41	27,282.14	0.00044684	0.00044684	29.45	12.19
	PRODUCTION TAX	Jul 24				(1,600.31)	0.00044684	0.00044684		(0.73)
							Total PLANT PRODUCTS		29.45	11.46
							Total Property			477.88

Represented Unit of Measure: Gas = MCFs, Plant Products = GALs, Oil = BBLs

Generated on Thursday, October 31, 2024 1:45 PM

© 2024 Enverus. All rights reserved. Unauthorized use prohibited.

-



Revenue Statement

Owner

—
—
—
—

Operator

BAYTEX ENERGY USA, INC.
HOUSTON OFFICE
16285 PARK TEN PLACE, STE 500
HOUSTON, TX 77084
713-722-6696
usa.owner@baytexenergy.com

Check

Check Number	4000208269
Check Amount	—
Check Date	September 27, 2024
Check Type	ACH

Copyright Notice

© 2024 Enverus. All rights reserved. Unauthorized use prohibited.

Data, reports, user interface, software and other content which is accessed by users through EnergyLink constitutes copyright protected content owned by Enverus. Any unauthorized copying, scraping, downloading, retransmission, redistribution, reproduction, republishing or other duplication or modification of copyright protected content is a violation of Canadian and US federal copyright laws and may be subject to legal action. Other than downloading of PDF copies of processed invoices for use in an unmodified format by authorized users, no one has permission to copy, scrape, download, retransmit, redistribute, reproduce, republish, duplicate, modify or make public for commercial use this copyright protected content, in any form, without the express written permission of Enverus.



EnergyLink can provide this data in Excel, CDEX, or any other requested format.
Visit <https://app.energylink.com/Features> to find out more information or call EnergyLink Support at 1-888-573-3364.



Type		Production Date	Property Values				Owner Share			
			BTU	Volume	Price	Value	Owner Interest	Distribution Interest	Volume	Value
Property: 204730.01		FLUORITE B 2H								
DRIP CONDENSATE										
	ROYALTY INTEREST	Jul 24		353.86	70.41	24,914.94	0.00068085	0.00068085	0.24	16.96
	PRODUCTION TAX	Jul 24				(1,146.09)	0.00068085	0.00068085		(0.78)
							Total DRIP CONDENSATE		0.24	16.18
GAS										
	ROYALTY INTEREST	Jul 24	1.0527	6,902.00	1.57	10,810.84	0.00068085	0.00068085	4.70	7.36
	PRODUCTION TAX	Jul 24				0.00	0.00068085	0.00068085		(0.07)
							Total GAS		4.70	7.29
OIL										
	ROYALTY INTEREST	Jul 24		12,480.74	78.88	984,446.66	0.00068085	0.00068085	8.50	670.26
	PRODUCTION TAX	Jul 24				(45,231.95)	0.00068085	0.00068085		(30.80)
	SEVERANCE TAX	Jul 24				(78.00)	0.00068085	0.00068085		(0.05)
							Total OIL		8.50	639.41
PLANT PRODUCTS										
	ROYALTY INTEREST	Jul 24		62,639.11	0.41	25,931.18	0.00068085	0.00068085	42.65	17.66
	PRODUCTION TAX	Jul 24				(1,518.40)	0.00068085	0.00068085		(1.06)
							Total PLANT PRODUCTS		42.65	16.60
							Total Property			679.48

Represented Unit of Measure: Gas = MCFs, Plant Products = GALs, Oil = BBLs

Generated on Thursday, October 31, 2024 1:45 PM

© 2024 Enverus. All rights reserved. Unauthorized use prohibited.

-



Revenue Statement

Owner

—
—
—
—

Operator

BAYTEX ENERGY USA, INC.
HOUSTON OFFICE
16285 PARK TEN PLACE, STE 500
HOUSTON, TX 77084
713-722-6696
usa.owner@baytexenergy.com

Check

Check Number	4000208269
Check Amount	—
Check Date	September 27, 2024
Check Type	ACH

Copyright Notice

© 2024 Enverus. All rights reserved. Unauthorized use prohibited.

Data, reports, user interface, software and other content which is accessed by users through EnergyLink constitutes copyright protected content owned by Enverus. Any unauthorized copying, scraping, downloading, retransmission, redistribution, reproduction, republishing or other duplication or modification of copyright protected content is a violation of Canadian and US federal copyright laws and may be subject to legal action. Other than downloading of PDF copies of processed invoices for use in an unmodified format by authorized users, no one has permission to copy, scrape, download, retransmit, redistribute, reproduce, republish, duplicate, modify or make public for commercial use this copyright protected content, in any form, without the express written permission of Enverus.



EnergyLink can provide this data in Excel, CDEX, or any other requested format.
Visit <https://app.energylink.com/Features> to find out more information or call EnergyLink Support at 1-888-573-3364.



Type		Production Date	Property Values				Owner Share			
			BTU	Volume	Price	Value	Owner Interest	Distribution Interest	Volume	Value
Property: 204731.01		FLUORITE C 3H								
DRIP CONDENSATE										
	ROYALTY INTEREST	Jul 24		366.41	70.41	25,798.58	0.00022916	0.00022916	0.08	5.91
	PRODUCTION TAX	Jul 24				(1,186.73)	0.00022916	0.00022916		(0.27)
							Total DRIP CONDENSATE		0.08	5.64
GAS										
	ROYALTY INTEREST	Jul 24	1.0406	6,987.00	1.55	10,817.66	0.00022916	0.00022916	1.60	2.48
	PRODUCTION TAX	Jul 24				0.00	0.00022916	0.00022916		(0.02)
							Total GAS		1.60	2.46
OIL										
	ROYALTY INTEREST	Jul 24		11,866.48	78.88	935,995.51	0.00022916	0.00022916	2.72	214.49
	SEVERANCE TAX	Jul 24				(74.17)	0.00022916	0.00022916		(0.02)
	PRODUCTION TAX	Jul 24				(43,005.78)	0.00022916	0.00022916		(9.86)
							Total OIL		2.72	204.61
PLANT PRODUCTS										
	ROYALTY INTEREST	Jul 24		63,417.16	0.41	26,253.29	0.00022916	0.00022916	14.53	6.02
	PRODUCTION TAX	Jul 24				(1,531.56)	0.00022916	0.00022916		(0.36)
							Total PLANT PRODUCTS		14.53	5.66
							Total Property			218.37

Represented Unit of Measure: Gas = MCFs, Plant Products = GALs, Oil = BBLs

Generated on Thursday, October 31, 2024 1:45 PM

© 2024 Enverus. All rights reserved. Unauthorized use prohibited.

-



Revenue Statement

Owner

—
—
—
—

Operator

BAYTEX ENERGY USA, INC.
HOUSTON OFFICE
16285 PARK TEN PLACE, STE 500
HOUSTON, TX 77084
713-722-6696
usa.owner@baytexenergy.com

Check

Check Number	4000208269
Check Amount	—
Check Date	September 27, 2024
Check Type	ACH

Copyright Notice

© 2024 Enverus. All rights reserved. Unauthorized use prohibited.

Data, reports, user interface, software and other content which is accessed by users through EnergyLink constitutes copyright protected content owned by Enverus. Any unauthorized copying, scraping, downloading, retransmission, redistribution, reproduction, republishing or other duplication or modification of copyright protected content is a violation of Canadian and US federal copyright laws and may be subject to legal action. Other than downloading of PDF copies of processed invoices for use in an unmodified format by authorized users, no one has permission to copy, scrape, download, retransmit, redistribute, reproduce, republish, duplicate, modify or make public for commercial use this copyright protected content, in any form, without the express written permission of Enverus.



EnergyLink can provide this data in Excel, CDEX, or any other requested format.
Visit <https://app.energylink.com/Features> to find out more information or call EnergyLink Support at 1-888-573-3364.



Type		Production Date	Property Values				Owner Share			
			BTU	Volume	Price	Value	Owner Interest	Distribution Interest	Volume	Value
Property: 204762.01		WAVELLITE A 1H								
DRIP CONDENSATE										
	ROYALTY INTEREST	Jul 24		3.94	70.41	277.41	0.00698540	0.00698540	0.03	1.94
	PRODUCTION TAX	Jul 24				(12.76)	0.00698540	0.00698540		(0.09)
							Total DRIP CONDENSATE		0.03	1.85
GAS										
	ROYALTY INTEREST	Jul 24	1.0359	1,018.00	1.54	1,569.11	0.00698540	0.00698540	7.11	10.96
	SEVERANCE TAX	Jul 24				(0.72)	0.00698540	0.00698540		(0.01)
							Total GAS		7.11	10.95
OIL										
	ROYALTY INTEREST	Jul 24		1,820.07	78.88	143,562.15	0.00698540	0.00698540	12.71	1,002.84
	SEVERANCE TAX	Jul 24				(11.38)	0.00698540	0.00698540		(0.08)
	PRODUCTION TAX	Jul 24				(6,596.19)	0.00698540	0.00698540		(46.08)
							Total OIL		12.71	956.68
PLANT PRODUCTS										
	ROYALTY INTEREST	Jul 24		10,212.84	0.42	4,281.34	0.00698540	0.00698540	71.34	29.91
	PRODUCTION TAX	Jul 24				(180.57)	0.00698540	0.00698540		(1.41)
							Total PLANT PRODUCTS		71.34	28.50
							Total Property			997.98

Represented Unit of Measure: Gas = MCFs, Plant Products = GALs, Oil = BBLs

Generated on Thursday, October 31, 2024 1:45 PM

© 2024 Enverus. All rights reserved. Unauthorized use prohibited.

-



Revenue Statement

Owner

—
—
—
—

Operator

BAYTEX ENERGY USA, INC.
HOUSTON OFFICE
16285 PARK TEN PLACE, STE 500
HOUSTON, TX 77084
713-722-6696
usa.owner@baytexenergy.com

Check

Check Number	4000208269
Check Amount	—
Check Date	September 27, 2024
Check Type	ACH

Copyright Notice

© 2024 Enverus. All rights reserved. Unauthorized use prohibited.

Data, reports, user interface, software and other content which is accessed by users through EnergyLink constitutes copyright protected content owned by Enverus. Any unauthorized copying, scraping, downloading, retransmission, redistribution, reproduction, republishing or other duplication or modification of copyright protected content is a violation of Canadian and US federal copyright laws and may be subject to legal action. Other than downloading of PDF copies of processed invoices for use in an unmodified format by authorized users, no one has permission to copy, scrape, download, retransmit, redistribute, reproduce, republish, duplicate, modify or make public for commercial use this copyright protected content, in any form, without the express written permission of Enverus.



EnergyLink can provide this data in Excel, CDEX, or any other requested format.
Visit <https://app.energylink.com/Features> to find out more information or call EnergyLink Support at 1-888-573-3364.



Type		Production Date	Property Values				Owner Share			
			BTU	Volume	Price	Value	Owner Interest	Distribution Interest	Volume	Value
Property: 204763.01		WAVELLITE B 2H								
DRIP CONDENSATE										
	ROYALTY INTEREST	Jul 24		3.08	70.41	216.86	0.00759074	0.00759074	0.02	1.65
	PRODUCTION TAX	Jul 24				(9.98)	0.00759074	0.00759074		(0.08)
							Total DRIP CONDENSATE		0.02	1.57
GAS										
	ROYALTY INTEREST	Jul 24	1.0351	783.00	1.54	1,205.92	0.00759074	0.00759074	5.94	9.15
							Total GAS		5.94	9.15
OIL										
	ROYALTY INTEREST	Jul 24		1,251.20	78.88	98,691.24	0.00759074	0.00759074	9.50	749.14
	SEVERANCE TAX	Jul 24				(7.82)	0.00759074	0.00759074		(0.06)
	PRODUCTION TAX	Jul 24				(4,534.52)	0.00759074	0.00759074		(34.42)
							Total OIL		9.50	714.66
PLANT PRODUCTS										
	ROYALTY INTEREST	Jul 24		8,284.79	0.40	3,345.20	0.00759074	0.00759074	62.89	25.39
	PRODUCTION TAX	Jul 24				(141.11)	0.00759074	0.00759074		(1.19)
							Total PLANT PRODUCTS		62.89	24.20
							Total Property			749.58

Represented Unit of Measure: Gas = MCFs, Plant Products = GALs, Oil = BBLs

Generated on Thursday, October 31, 2024 1:45 PM

© 2024 Enverus. All rights reserved. Unauthorized use prohibited.

-



Revenue Statement

Owner

—

—

—

—

Operator

BAYTEX ENERGY USA, INC.
HOUSTON OFFICE
16285 PARK TEN PLACE, STE 500
HOUSTON, TX 77084
713-722-6696
usa.owner@baytexenergy.com

Check

Check Number4000208269

Check Amount—

Check DateSeptember 27, 2024

Check TypeACH

Copyright Notice

© 2024 Enverus. All rights reserved. Unauthorized use prohibited.

Data, reports, user interface, software and other content which is accessed by users through EnergyLink constitutes copyright protected content owned by Enverus. Any unauthorized copying, scraping, downloading, retransmission, redistribution, reproduction, republishing or other duplication or modification of copyright protected content is a violation of Canadian and US federal copyright laws and may be subject to legal action. Other than downloading of PDF copies of processed invoices for use in an unmodified format by authorized users, no one has permission to copy, scrape, download, retransmit, redistribute, reproduce, republish, duplicate, modify or make public for commercial use this copyright protected content, in any form, without the express written permission of Enverus.



EnergyLink can provide this data in Excel, CDEX, or any other requested format.
Visit <https://app.energylink.com/Features> to find out more information or call EnergyLink Support at 1-888-573-3364.



Type		Production Date	Property Values				Owner Share			
			BTU	Volume	Price	Value	Owner Interest	Distribution Interest	Volume	Value
Property: 205866.01		WAVELLITE C 3H								
DRIP CONDENSATE										
	ROYALTY INTEREST	Jul 24		1.58	70.41	111.25	0.00726743	0.00726743	0.01	0.81
	PRODUCTION TAX	Jul 24				(5.12)	0.00726743	0.00726743		(0.04)
							Total DRIP CONDENSATE		0.01	0.77
GAS										
	ROYALTY INTEREST	Jul 24	1.0356	414.00	1.54	637.94	0.00726743	0.00726743	3.01	4.64
							Total GAS		3.01	4.64
OIL										
	ROYALTY INTEREST	Jul 24		1,136.78	78.88	89,666.10	0.00726743	0.00726743	8.26	651.64
	SEVERANCE TAX	Jul 24				(7.10)	0.00726743	0.00726743		(0.05)
	PRODUCTION TAX	Jul 24				(4,119.85)	0.00726743	0.00726743		(29.94)
							Total OIL		8.26	621.65
PLANT PRODUCTS										
	ROYALTY INTEREST	Jul 24		3,998.15	0.42	1,694.88	0.00726743	0.00726743	29.06	12.32
	PRODUCTION TAX	Jul 24				(70.74)	0.00726743	0.00726743		(0.58)
							Total PLANT PRODUCTS		29.06	11.74
							Total Property			638.80

Represented Unit of Measure: Gas = MCFs, Plant Products = GALs, Oil = BBLs

Generated on Thursday, October 31, 2024 1:45 PM

© 2024 Enverus. All rights reserved. Unauthorized use prohibited.

-



Revenue Statement

Owner

—
—
—
—

Operator

BAYTEX ENERGY USA, INC.
HOUSTON OFFICE
16285 PARK TEN PLACE, STE 500
HOUSTON, TX 77084
713-722-6696
usa.owner@baytexenergy.com

Check

Check Number	4000208269
Check Amount	—
Check Date	September 27, 2024
Check Type	ACH

Copyright Notice

© 2024 Enverus. All rights reserved. Unauthorized use prohibited.

Data, reports, user interface, software and other content which is accessed by users through EnergyLink constitutes copyright protected content owned by Enverus. Any unauthorized copying, scraping, downloading, retransmission, redistribution, reproduction, republishing or other duplication or modification of copyright protected content is a violation of Canadian and US federal copyright laws and may be subject to legal action. Other than downloading of PDF copies of processed invoices for use in an unmodified format by authorized users, no one has permission to copy, scrape, download, retransmit, redistribute, reproduce, republish, duplicate, modify or make public for commercial use this copyright protected content, in any form, without the express written permission of Enverus.



EnergyLink can provide this data in Excel, CDEX, or any other requested format.
Visit <https://app.energylink.com/Features> to find out more information or call EnergyLink Support at 1-888-573-3364.



Type		Production Date	Property Values				Owner Share			
			BTU	Volume	Price	Value	Owner Interest	Distribution Interest	Volume	Value
Property: 207587.01		PLUTO A 1H								
DRIP CONDENSATE										
	ROYALTY INTEREST	Jul 24		23.23	70.41	1,635.60	0.00441137	0.00441137	0.10	7.22
	PRODUCTION TAX	Jul 24				(75.24)	0.00441137	0.00441137		(0.33)
			Total DRIP CONDENSATE						0.10	6.89
GAS										
	ROYALTY INTEREST	Jul 24	0.7702	4,989.00	1.15	5,717.55	0.00441137	0.00441137	22.01	25.22
	PRODUCTION TAX	Jul 24				0.00	0.00441137	0.00441137		0.01
	SEVERANCE TAX	Jul 24				(3.59)	0.00441137	0.00441137		(0.02)
			Total GAS						22.01	25.21
OIL										
	ROYALTY INTEREST	Jul 24		13,769.05	78.88	1,086,065.03	0.00441137	0.00441137	60.74	4,791.03
	SEVERANCE TAX	Jul 24				(86.06)	0.00441137	0.00441137		(0.38)
	PRODUCTION TAX	Jul 24				(49,900.96)	0.00441137	0.00441137		(220.13)
			Total OIL						60.74	4,570.52
PLANT PRODUCTS										
	ROYALTY INTEREST	Jul 24		83,293.74	0.61	51,207.24	0.00441137	0.00441137	367.44	225.89
	PRODUCTION TAX	Jul 24				(3,029.09)	0.00441137	0.00441137		(13.81)
			Total PLANT PRODUCTS						367.44	212.08
			Total Property							4,814.70

Represented Unit of Measure: Gas = MCFs, Plant Products = GALs, Oil = BBLs

Generated on Thursday, October 31, 2024 1:45 PM

© 2024 Enverus. All rights reserved. Unauthorized use prohibited.

Type	Production Date	Property Values				Owner Share			
		BTU	Volume	Price	Value	Owner Interest	Distribution Interest	Volume	Value

—



Revenue Statement

Owner

—
—
—
—

Operator

BAYTEX ENERGY USA, INC.
HOUSTON OFFICE
16285 PARK TEN PLACE, STE 500
HOUSTON, TX 77084
713-722-6696
usa.owner@baytexenergy.com

Check

Check Number	4000208269
Check Amount	—
Check Date	September 27, 2024
Check Type	ACH

Copyright Notice

© 2024 Enverus. All rights reserved. Unauthorized use prohibited.

Data, reports, user interface, software and other content which is accessed by users through EnergyLink constitutes copyright protected content owned by Enverus. Any unauthorized copying, scraping, downloading, retransmission, redistribution, reproduction, republishing or other duplication or modification of copyright protected content is a violation of Canadian and US federal copyright laws and may be subject to legal action. Other than downloading of PDF copies of processed invoices for use in an unmodified format by authorized users, no one has permission to copy, scrape, download, retransmit, redistribute, reproduce, republish, duplicate, modify or make public for commercial use this copyright protected content, in any form, without the express written permission of Enverus.



EnergyLink can provide this data in Excel, CDEX, or any other requested format.
Visit <https://app.energylink.com/Features> to find out more information or call EnergyLink Support at 1-888-573-3364.



Type		Production Date	Property Values				Owner Share			
			BTU	Volume	Price	Value	Owner Interest	Distribution Interest	Volume	Value
Property: 207588.01		PLUTO B 2H								
DRIP CONDENSATE										
	ROYALTY INTEREST	Jul 24		29.68	70.41	2,089.74	0.00333844	0.00333844	0.10	6.98
	PRODUCTION TAX	Jul 24				(96.13)	0.00333844	0.00333844		(0.32)
							Total DRIP CONDENSATE		0.10	6.66
GAS										
	ROYALTY INTEREST	Jul 24	0.7702	6,376.00	1.15	7,306.46	0.00333844	0.00333844	21.29	24.39
	SEVERANCE TAX	Jul 24				(4.58)	0.00333844	0.00333844		(0.02)
	PRODUCTION TAX	Jul 24				0.00	0.00333844	0.00333844		0.01
							Total GAS		21.29	24.38
OIL										
	ROYALTY INTEREST	Jul 24		21,629.26	78.88	1,706,056.92	0.00333844	0.00333844	72.21	5,695.57
	PRODUCTION TAX	Jul 24				(78,387.47)	0.00333844	0.00333844		(261.69)
	SEVERANCE TAX	Jul 24				(135.18)	0.00333844	0.00333844		(0.45)
							Total OIL		72.21	5,433.43
PLANT PRODUCTS										
	ROYALTY INTEREST	Jul 24		106,441.08	0.61	65,437.74	0.00333844	0.00333844	355.35	218.46
	PRODUCTION TAX	Jul 24				(3,871.07)	0.00333844	0.00333844		(13.36)
							Total PLANT PRODUCTS		355.35	205.10
							Total Property			5,669.57

Represented Unit of Measure: Gas = MCFs, Plant Products = GALs, Oil = BBLs

Generated on Thursday, October 31, 2024 1:45 PM

© 2024 Enverus. All rights reserved. Unauthorized use prohibited.

Type	Production Date	Property Values				Owner Share			
		BTU	Volume	Price	Value	Owner Interest	Distribution Interest	Volume	Value

—



Revenue Statement

Owner

—
—
—
—

Operator

BAYTEX ENERGY USA, INC.
HOUSTON OFFICE
16285 PARK TEN PLACE, STE 500
HOUSTON, TX 77084
713-722-6696
usa.owner@baytexenergy.com

Check

Check Number	4000205133
Check Amount	—
Check Date	August 27, 2024
Check Type	ACH

Copyright Notice

© 2024 Enverus. All rights reserved. Unauthorized use prohibited.

Data, reports, user interface, software and other content which is accessed by users through EnergyLink constitutes copyright protected content owned by Enverus. Any unauthorized copying, scraping, downloading, retransmission, redistribution, reproduction, republishing or other duplication or modification of copyright protected content is a violation of Canadian and US federal copyright laws and may be subject to legal action. Other than downloading of PDF copies of processed invoices for use in an unmodified format by authorized users, no one has permission to copy, scrape, download, retransmit, redistribute, reproduce, republish, duplicate, modify or make public for commercial use this copyright protected content, in any form, without the express written permission of Enverus.



EnergyLink can provide this data in Excel, CDEX, or any other requested format.
Visit <https://app.energylink.com/Features> to find out more information or call EnergyLink Support at 1-888-573-3364.



Type		Production Date	Property Values				Owner Share			
			BTU	Volume	Price	Value	Owner Interest	Distribution Interest	Volume	Value
Property:		204427.01	H&H UNIT 1H, SURVEY: MARY LEWIS 289 BLOCK: LOT: SEC:, State: TX, County: LAVACA							
DRIP CONDENSATE										
	ROYALTY INTEREST	Jun 24		0.28	70.86	19.84	0.00925106	0.00925106	0.00	0.18
	PRODUCTION TAX	Jun 24				(0.91)	0.00925106	0.00925106		(0.01)
	ROYALTY INTEREST	Jun 24		(0.28)	70.86	(19.84)	0.00925106	0.00925106	0.00	(0.18)
	PRODUCTION TAX	Jun 24				0.91	0.00925106	0.00925106		0.01
	ROYALTY INTEREST	Jun 24		0.28	70.86	19.84	0.00925106	0.00925106	0.00	0.18
	PRODUCTION TAX	Jun 24				(0.91)	0.00925106	0.00925106		(0.01)
	ROYALTY INTEREST	Apr 24		(16.09)	76.94	(1,237.92)	0.00926670	0.00926670	(0.15)	(11.47)
	PRODUCTION TAX	Apr 24				56.94	0.00926670	0.00926670		0.53
	ROYALTY INTEREST	Apr 24		16.09	76.94	1,237.92	0.00925106	0.00925106	0.15	11.45
	PRODUCTION TAX	Apr 24				(56.94)	0.00925106	0.00925106		(0.53)
							Total DRIP CONDENSATE		0.00	0.15
OIL										
	ROYALTY INTEREST	Jun 24		172.89	77.81	13,453.13	0.00925106	0.00925106	1.60	124.46
	PRODUCTION TAX	Jun 24				(618.11)	0.00925106	0.00925106		(5.72)
	SEVERANCE TAX	Jun 24				(1.08)	0.00925106	0.00925106		(0.01)
	ROYALTY INTEREST	Mar 24		(15.13)	79.32	(1,200.11)	0.00926670	0.00926670	(0.14)	(11.12)
	PRODUCTION TAX	Mar 24				55.10	0.00926670	0.00926670		0.51
	ROYALTY INTEREST	Mar 24		15.13	79.32	1,200.11	0.00925106	0.00925106	0.14	11.10
	PRODUCTION TAX	Mar 24				(55.10)	0.00925106	0.00925106		(0.51)

Represented Unit of Measure: Gas = MCFs, Plant Products = GALs, Oil = BBLs

Generated on Wednesday, September 11, 2024 1:53 PM

© 2024 Enverus. All rights reserved. Unauthorized use prohibited.

Type	Production Date	Property Values				Owner Share			
		BTU	Volume	Price	Value	Owner Interest	Distribution Interest	Volume	Value
							Total OIL	1.60	118.71
							Total Property		118.86

—



Revenue Statement

Owner

—
—
—
—

Operator

BAYTEX ENERGY USA, INC.
HOUSTON OFFICE
16285 PARK TEN PLACE, STE 500
HOUSTON, TX 77084
713-722-6696
usa.owner@baytexenergy.com

Check

Check Number	4000205133
Check Amount	—
Check Date	August 27, 2024
Check Type	ACH

Copyright Notice

© 2024 Enverus. All rights reserved. Unauthorized use prohibited.

Data, reports, user interface, software and other content which is accessed by users through EnergyLink constitutes copyright protected content owned by Enverus. Any unauthorized copying, scraping, downloading, retransmission, redistribution, reproduction, republishing or other duplication or modification of copyright protected content is a violation of Canadian and US federal copyright laws and may be subject to legal action. Other than downloading of PDF copies of processed invoices for use in an unmodified format by authorized users, no one has permission to copy, scrape, download, retransmit, redistribute, reproduce, republish, duplicate, modify or make public for commercial use this copyright protected content, in any form, without the express written permission of Enverus.



EnergyLink can provide this data in Excel, CDEX, or any other requested format.
Visit <https://app.energylink.com/Features> to find out more information or call EnergyLink Support at 1-888-573-3364.



Type		Production Date	Property Values				Owner Share			
			BTU	Volume	Price	Value	Owner Interest	Distribution Interest	Volume	Value
Property: 204729.01		FLUORITE A 1H								
DRIP CONDENSATE										
	ROYALTY INTEREST	Jun 24		284.43	70.87	20,157.30	0.00044684	0.00044684	0.13	9.01
	PRODUCTION TAX	Jun 24				(927.24)	0.00044684	0.00044684		(0.41)
	ROYALTY INTEREST	Jun 24		(284.43)	70.87	(20,157.30)	0.00044684	0.00044684	(0.13)	(9.01)
	PRODUCTION TAX	Jun 24				927.24	0.00044684	0.00044684		0.41
	ROYALTY INTEREST	Jun 24		284.43	70.87	20,157.30	0.00044684	0.00044684	0.13	9.01
	PRODUCTION TAX	Jun 24				(927.24)	0.00044684	0.00044684		(0.41)
			Total DRIP CONDENSATE						0.13	8.60
GAS										
	ROYALTY INTEREST	Jun 24	1.0178	14,032.00	2.02	28,320.91	0.00044684	0.00044684	6.27	12.65
	PRODUCTION TAX	Jun 24				(102.02)	0.00044684	0.00044684		(0.17)
	ROYALTY INTEREST	Jun 24	1.0178	(14,032.00)	2.02	(28,320.91)	0.00044684	0.00044684	(6.27)	(12.65)
	PRODUCTION TAX	Jun 24				102.02	0.00044684	0.00044684		0.17
	ROYALTY INTEREST	Jun 24	1.0178	14,032.00	2.02	28,320.91	0.00044684	0.00044684	6.27	12.65
	PRODUCTION TAX	Jun 24				(102.02)	0.00044684	0.00044684		(0.17)
			Total GAS						6.27	12.48
OIL										
	ROYALTY INTEREST	Jun 24		15,776.51	77.81	1,227,621.56	0.00044684	0.00044684	7.05	548.55
	SEVERANCE TAX	Jun 24				(98.60)	0.00044684	0.00044684		(0.04)
	PRODUCTION TAX	Jun 24				(56,403.19)	0.00044684	0.00044684		(25.20)

Represented Unit of Measure: Gas = MCFs, Plant Products = GALs, Oil = BBLs

Generated on Wednesday, September 11, 2024 1:53 PM

© 2024 Enverus. All rights reserved. Unauthorized use prohibited.

		Property Values				Owner Share			
Type	Production Date	BTU	Volume	Price	Value	Owner Interest	Distribution Interest	Volume	Value
						Total OIL		7.05	523.31
PLANT PRODUCTS	ROYALTY INTEREST	Jun 24	118,657.42	0.39	46,436.88	0.00044684	0.00044684	53.02	20.75
	PRODUCTION TAX	Jun 24			(3,034.49)	0.00044684	0.00044684		(1.36)
	ROYALTY INTEREST	Jun 24	(118,657.42)	0.39	(46,436.88)	0.00044684	0.00044684	(53.02)	(20.75)
	PRODUCTION TAX	Jun 24			3,034.49	0.00044684	0.00044684		1.36
	ROYALTY INTEREST	Jun 24	118,657.42	0.39	46,436.88	0.00044684	0.00044684	53.02	20.75
	PRODUCTION TAX	Jun 24			(3,034.49)	0.00044684	0.00044684		(1.36)
Total PLANT PRODUCTS								53.02	19.39
Total Property									563.78

—



Revenue Statement

Owner

—
—
—
—

Operator

BAYTEX ENERGY USA, INC.
HOUSTON OFFICE
16285 PARK TEN PLACE, STE 500
HOUSTON, TX 77084
713-722-6696
usa.owner@baytexenergy.com

Check

Check Number	4000205133
Check Amount	—
Check Date	August 27, 2024
Check Type	ACH

Copyright Notice

© 2024 Enverus. All rights reserved. Unauthorized use prohibited.

Data, reports, user interface, software and other content which is accessed by users through EnergyLink constitutes copyright protected content owned by Enverus. Any unauthorized copying, scraping, downloading, retransmission, redistribution, reproduction, republishing or other duplication or modification of copyright protected content is a violation of Canadian and US federal copyright laws and may be subject to legal action. Other than downloading of PDF copies of processed invoices for use in an unmodified format by authorized users, no one has permission to copy, scrape, download, retransmit, redistribute, reproduce, republish, duplicate, modify or make public for commercial use this copyright protected content, in any form, without the express written permission of Enverus.



EnergyLink can provide this data in Excel, CDEX, or any other requested format.
Visit <https://app.energylink.com/Features> to find out more information or call EnergyLink Support at 1-888-573-3364.



Type		Production Date	Property Values				Owner Share			
			BTU	Volume	Price	Value	Owner Interest	Distribution Interest	Volume	Value
Property: 204730.01		FLUORITE B 2H								
DRIP CONDENSATE										
	ROYALTY INTEREST	Jun 24		251.65	70.87	17,834.21	0.00068085	0.00068085	0.17	12.14
	PRODUCTION TAX	Jun 24				(820.37)	0.00068085	0.00068085		(0.56)
	ROYALTY INTEREST	Jun 24		(251.65)	70.87	(17,834.21)	0.00068085	0.00068085	(0.17)	(12.14)
	PRODUCTION TAX	Jun 24				820.37	0.00068085	0.00068085		0.56
	ROYALTY INTEREST	Jun 24		251.65	70.87	17,834.21	0.00068085	0.00068085	0.17	12.14
	PRODUCTION TAX	Jun 24				(820.37)	0.00068085	0.00068085		(0.56)
			Total DRIP CONDENSATE						0.17	11.58
GAS										
	ROYALTY INTEREST	Jun 24	1.0178	12,386.00	2.02	24,998.79	0.00068085	0.00068085	8.43	17.02
	SEVERANCE TAX	Jun 24				(8.84)	0.00068085	0.00068085		(0.01)
	PRODUCTION TAX	Jun 24				(90.26)	0.00068085	0.00068085		(0.23)
	ROYALTY INTEREST	Jun 24	1.0178	(12,386.00)	2.02	(24,998.79)	0.00068085	0.00068085	(8.43)	(17.02)
	PRODUCTION TAX	Jun 24				90.26	0.00068085	0.00068085		0.23
	SEVERANCE TAX	Jun 24				8.84	0.00068085	0.00068085		0.01
	ROYALTY INTEREST	Jun 24	1.0178	12,386.00	2.02	24,998.79	0.00068085	0.00068085	8.43	17.02
	PRODUCTION TAX	Jun 24				(90.26)	0.00068085	0.00068085		(0.23)
	SEVERANCE TAX	Jun 24				(8.84)	0.00068085	0.00068085		(0.01)
			Total GAS						8.43	16.78
OIL										

Represented Unit of Measure: Gas = MCFs, Plant Products = GALs, Oil = BBLs

Generated on Wednesday, September 11, 2024 1:53 PM

© 2024 Enverus. All rights reserved. Unauthorized use prohibited.

		Property Values				Owner Share			
Type	Production Date	BTU	Volume	Price	Value	Owner Interest	Distribution Interest	Volume	Value
ROYALTY INTEREST	Jun 24		14,090.79	77.81	1,096,450.21	0.00068085	0.00068085	9.59	746.52
SEVERANCE TAX	Jun 24				(88.07)	0.00068085	0.00068085		(0.06)
PRODUCTION TAX	Jun 24				(50,376.51)	0.00068085	0.00068085		(34.30)
						Total OIL		9.59	712.16
PLANT PRODUCTS	ROYALTY INTEREST	Jun 24	104,738.44	0.39	40,989.62	0.00068085	0.00068085	71.31	27.91
	PRODUCTION TAX	Jun 24			(2,678.53)	0.00068085	0.00068085		(1.82)
	ROYALTY INTEREST	Jun 24	(104,738.44)	0.39	(40,989.62)	0.00068085	0.00068085	(71.31)	(27.91)
	PRODUCTION TAX	Jun 24			2,678.53	0.00068085	0.00068085		1.82
	ROYALTY INTEREST	Jun 24	104,738.44	0.39	40,989.62	0.00068085	0.00068085	71.31	27.91
	PRODUCTION TAX	Jun 24			(2,678.53)	0.00068085	0.00068085		(1.82)
						Total PLANT PRODUCTS		71.31	26.09
						Total Property			766.61



Revenue Statement

Owner

—
—
—
—

Operator

BAYTEX ENERGY USA, INC.
HOUSTON OFFICE
16285 PARK TEN PLACE, STE 500
HOUSTON, TX 77084
713-722-6696
usa.owner@baytexenergy.com

Check

Check Number	4000205133
Check Amount	—
Check Date	August 27, 2024
Check Type	ACH

Copyright Notice

© 2024 Enverus. All rights reserved. Unauthorized use prohibited.

Data, reports, user interface, software and other content which is accessed by users through EnergyLink constitutes copyright protected content owned by Enverus. Any unauthorized copying, scraping, downloading, retransmission, redistribution, reproduction, republishing or other duplication or modification of copyright protected content is a violation of Canadian and US federal copyright laws and may be subject to legal action. Other than downloading of PDF copies of processed invoices for use in an unmodified format by authorized users, no one has permission to copy, scrape, download, retransmit, redistribute, reproduce, republish, duplicate, modify or make public for commercial use this copyright protected content, in any form, without the express written permission of Enverus.



EnergyLink can provide this data in Excel, CDEX, or any other requested format.
Visit <https://app.energylink.com/Features> to find out more information or call EnergyLink Support at 1-888-573-3364.



Type		Production Date	Property Values				Owner Share			
			BTU	Volume	Price	Value	Owner Interest	Distribution Interest	Volume	Value
Property: 204731.01		FLUORITE C 3H								
DRIP CONDENSATE										
	ROYALTY INTEREST	Jun 24		264.25	70.87	18,727.16	0.00022916	0.00022916	0.06	4.29
	PRODUCTION TAX	Jun 24				(861.45)	0.00022916	0.00022916		(0.20)
	ROYALTY INTEREST	Jun 24		(264.25)	70.87	(18,727.16)	0.00022916	0.00022916	(0.06)	(4.29)
	PRODUCTION TAX	Jun 24				861.45	0.00022916	0.00022916		0.20
	ROYALTY INTEREST	Jun 24		264.25	70.87	18,727.16	0.00022916	0.00022916	0.06	4.29
	PRODUCTION TAX	Jun 24				(861.45)	0.00022916	0.00022916		(0.20)
			Total DRIP CONDENSATE						0.06	4.09
GAS										
	ROYALTY INTEREST	Jun 24	1.0178	13,003.00	2.02	26,243.95	0.00022916	0.00022916	2.98	6.01
	PRODUCTION TAX	Jun 24				(94.59)	0.00022916	0.00022916		(0.08)
	ROYALTY INTEREST	Jun 24	1.0178	(13,003.00)	2.02	(26,243.95)	0.00022916	0.00022916	(2.98)	(6.01)
	PRODUCTION TAX	Jun 24				94.59	0.00022916	0.00022916		0.08
	ROYALTY INTEREST	Jun 24	1.0178	13,003.00	2.02	26,243.95	0.00022916	0.00022916	2.98	6.01
	PRODUCTION TAX	Jun 24				(94.59)	0.00022916	0.00022916		(0.08)
			Total GAS						2.98	5.93
OIL										
	ROYALTY INTEREST	Jun 24		13,913.02	77.81	1,082,617.35	0.00022916	0.00022916	3.19	248.09
	SEVERANCE TAX	Jun 24				(86.96)	0.00022916	0.00022916		(0.02)
	PRODUCTION TAX	Jun 24				(49,740.95)	0.00022916	0.00022916		(11.40)

Represented Unit of Measure: Gas = MCFs, Plant Products = GALs, Oil = BBLs

Generated on Wednesday, September 11, 2024 1:53 PM

© 2024 Enverus. All rights reserved. Unauthorized use prohibited.

		Property Values				Owner Share			
Type	Production Date	BTU	Volume	Price	Value	Owner Interest	Distribution Interest	Volume	Value
						Total OIL		3.19	236.67
PLANT PRODUCTS	ROYALTY INTEREST	Jun 24	109,955.39	0.39	43,031.32	0.00022916	0.00022916	25.20	9.86
	PRODUCTION TAX	Jun 24			(2,811.95)	0.00022916	0.00022916		(0.64)
	ROYALTY INTEREST	Jun 24	(109,955.39)	0.39	(43,031.32)	0.00022916	0.00022916	(25.20)	(9.86)
	PRODUCTION TAX	Jun 24			2,811.95	0.00022916	0.00022916		0.64
	ROYALTY INTEREST	Jun 24	109,955.39	0.39	43,031.32	0.00022916	0.00022916	25.20	9.86
	PRODUCTION TAX	Jun 24			(2,811.95)	0.00022916	0.00022916		(0.64)
Total PLANT PRODUCTS								25.20	9.22
Total Property									255.91

—



Revenue Statement

Owner

—
—
—
—

Operator

BAYTEX ENERGY USA, INC.
HOUSTON OFFICE
16285 PARK TEN PLACE, STE 500
HOUSTON, TX 77084
713-722-6696
usa.owner@baytexenergy.com

Check

Check Number	4000205133
Check Amount	—
Check Date	August 27, 2024
Check Type	ACH

Copyright Notice

© 2024 Enverus. All rights reserved. Unauthorized use prohibited.

Data, reports, user interface, software and other content which is accessed by users through EnergyLink constitutes copyright protected content owned by Enverus. Any unauthorized copying, scraping, downloading, retransmission, redistribution, reproduction, republishing or other duplication or modification of copyright protected content is a violation of Canadian and US federal copyright laws and may be subject to legal action. Other than downloading of PDF copies of processed invoices for use in an unmodified format by authorized users, no one has permission to copy, scrape, download, retransmit, redistribute, reproduce, republish, duplicate, modify or make public for commercial use this copyright protected content, in any form, without the express written permission of Enverus.



EnergyLink can provide this data in Excel, CDEX, or any other requested format.
Visit <https://app.energylink.com/Features> to find out more information or call EnergyLink Support at 1-888-573-3364.



Type		Production Date	Property Values				Owner Share			
			BTU	Volume	Price	Value	Owner Interest	Distribution Interest	Volume	Value
Property: 204762.01		WAVELLITE A 1H								
DRIP CONDENSATE										
	ROYALTY INTEREST	Jun 24		1.85	70.87	131.11	0.00699721	0.00699721	0.01	0.92
	PRODUCTION TAX	Jun 24				(6.03)	0.00699721	0.00699721		(0.04)
	ROYALTY INTEREST	Jun 24		(1.85)	70.87	(131.11)	0.00699721	0.00699721	(0.01)	(0.92)
	PRODUCTION TAX	Jun 24				6.03	0.00699721	0.00699721		0.04
	ROYALTY INTEREST	Jun 24		1.85	70.87	131.11	0.00699721	0.00699721	0.01	0.92
	PRODUCTION TAX	Jun 24				(6.03)	0.00699721	0.00699721		(0.04)
	ROYALTY INTEREST	Mar 24		(16.51)	71.85	(1,186.25)	0.00699721	0.00699721	(0.12)	(8.30)
	PRODUCTION TAX	Mar 24				54.57	0.00699721	0.00699721		0.38
	ROYALTY INTEREST	Mar 24		16.51	71.85	1,186.25	0.00698540	0.00698540	0.12	8.29
	PRODUCTION TAX	Mar 24				(54.57)	0.00698540	0.00698540		(0.38)
							Total DRIP CONDENSATE		0.01	0.87
GAS										
	ROYALTY INTEREST	Jun 24	1.0383	1,532.00	2.06	3,154.11	0.00699721	0.00699721	10.72	22.07
	SEVERANCE TAX	Jun 24				(1.10)	0.00699721	0.00699721		(0.01)
	ROYALTY INTEREST	Jun 24	1.0383	(1,532.00)	2.06	(3,154.11)	0.00699721	0.00699721	(10.72)	(22.07)
	SEVERANCE TAX	Jun 24				1.10	0.00699721	0.00699721		0.01
	ROYALTY INTEREST	Jun 24	1.0383	1,532.00	2.06	3,154.11	0.00699721	0.00699721	10.72	22.07
	SEVERANCE TAX	Jun 24				(1.10)	0.00699721	0.00699721		(0.01)
	ROYALTY INTEREST	Jun 24	1.0383	(1,532.00)	2.06	(3,154.11)	0.00699721	0.00699721	(10.72)	(22.07)

Represented Unit of Measure: Gas = MCFs, Plant Products = GALs, Oil = BBLs

Generated on Wednesday, September 11, 2024 1:53 PM

© 2024 Enverus. All rights reserved. Unauthorized use prohibited.

		Property Values				Owner Share			
Type	Production Date	BTU	Volume	Price	Value	Owner Interest	Distribution Interest	Volume	Value
SEVERANCE TAX	Jun 24				1.10	0.00699721	0.00699721		0.01
ROYALTY INTEREST	Jun 24	1.0383	1,532.00	2.06	3,154.11	0.00698540	0.00698540	10.70	22.03
SEVERANCE TAX	Jun 24				(1.10)	0.00698540	0.00698540		(0.01)
ROYALTY INTEREST	May 24	1.0386	(1,841.00)	1.68	(3,090.06)	0.00699721	0.00699721	(12.88)	(21.62)
SEVERANCE TAX	May 24				1.32	0.00699721	0.00699721		0.01
ROYALTY INTEREST	May 24	1.0386	1,841.00	1.68	3,090.06	0.00698540	0.00698540	12.86	21.59
SEVERANCE TAX	May 24				(1.32)	0.00698540	0.00698540		(0.01)
ROYALTY INTEREST	Mar 24	1.0354	(1,866.00)	1.13	(2,105.92)	0.00699721	0.00699721	(13.06)	(14.74)
SEVERANCE TAX	Mar 24				1.34	0.00699721	0.00699721		0.01
ROYALTY INTEREST	Mar 24	1.0354	1,866.00	1.13	2,105.92	0.00698540	0.00698540	13.03	14.71
SEVERANCE TAX	Mar 24				(1.34)	0.00698540	0.00698540		(0.01)
Total GAS								10.65	21.96
OIL									
ROYALTY INTEREST	Jun 24		4,799.35	77.81	373,453.04	0.00699721	0.00699721	33.58	2,613.13
SEVERANCE TAX	Jun 24				(30.00)	0.00699721	0.00699721		(0.21)
PRODUCTION TAX	Jun 24				(17,158.33)	0.00699721	0.00699721		(120.06)
ROYALTY INTEREST	Jun 24		(4,799.35)	77.81	(373,453.04)	0.00699721	0.00699721	(33.58)	(2,613.13)
SEVERANCE TAX	Jun 24				30.00	0.00699721	0.00699721		0.21
PRODUCTION TAX	Jun 24				17,158.33	0.00699721	0.00699721		120.06
ROYALTY INTEREST	Jun 24		4,799.35	77.81	373,453.04	0.00698540	0.00698540	33.53	2,608.72
PRODUCTION TAX	Jun 24				(17,158.33)	0.00698540	0.00698540		(119.86)
SEVERANCE TAX	Jun 24				(30.00)	0.00698540	0.00698540		(0.21)
ROYALTY INTEREST	May 24		(16,953.77)	78.18	(1,325,497.06)	0.00699721	0.00699721	(118.63)	(9,274.78)
SEVERANCE TAX	May 24				105.96	0.00699721	0.00699721		0.74
PRODUCTION TAX	May 24				60,894.07	0.00699721	0.00699721		426.09
ROYALTY INTEREST	May 24		16,953.77	78.18	1,325,497.06	0.00698540	0.00698540	118.43	9,259.13
PRODUCTION TAX	May 24				(60,894.07)	0.00698540	0.00698540		(425.37)
SEVERANCE TAX	May 24				(105.96)	0.00698540	0.00698540		(0.74)
ROYALTY INTEREST	Apr 24		(526.68)	83.28	(43,862.70)	0.00699721	0.00699721	(3.69)	(306.92)
PRODUCTION TAX	Apr 24				2,014.98	0.00699721	0.00699721		14.10
SEVERANCE TAX	Apr 24				3.29	0.00699721	0.00699721		0.02
ROYALTY INTEREST	Apr 24		526.68	83.28	43,862.70	0.00698540	0.00698540	3.68	306.40
SEVERANCE TAX	Apr 24				(3.29)	0.00698540	0.00698540		(0.02)
PRODUCTION TAX	Apr 24				(2,014.98)	0.00698540	0.00698540		(14.08)
ROYALTY INTEREST	Mar 24		(3,142.48)	79.32	(249,261.28)	0.00699721	0.00699721	(21.99)	(1,744.13)
PRODUCTION TAX	Mar 24				11,444.90	0.00699721	0.00699721		80.08
SEVERANCE TAX	Mar 24				19.64	0.00699721	0.00699721		0.14
ROYALTY INTEREST	Mar 24		3,142.48	79.32	249,261.28	0.00698540	0.00698540	21.95	1,741.19
SEVERANCE TAX	Mar 24				(19.64)	0.00698540	0.00698540		(0.14)
PRODUCTION TAX	Mar 24				(11,444.90)	0.00698540	0.00698540		(79.95)
Total OIL								33.28	2,470.41
PLANT PRODUCTS									
ROYALTY INTEREST	Jun 24		14,917.84	0.41	6,059.32	0.00699721	0.00699721	104.38	42.40
PRODUCTION TAX	Jun 24				(301.68)	0.00699721	0.00699721		(2.25)

Represented Unit of Measure: Gas = MCFs, Plant Products = GALs, Oil = BBLs

Generated on Wednesday, September 11, 2024 1:53 PM

© 2024 Enverus. All rights reserved. Unauthorized use prohibited.

Type	Production Date	Property Values				Owner Share			
		BTU	Volume	Price	Value	Owner Interest	Distribution Interest	Volume	Value
ROYALTY INTEREST	Jun 24		(14,917.84)	0.41	(6,059.32)	0.00699721	0.00699721	(104.38)	(42.40)
PRODUCTION TAX	Jun 24				301.68	0.00699721	0.00699721		2.25
ROYALTY INTEREST	Jun 24		14,917.84	0.41	6,059.32	0.00699721	0.00699721	104.38	42.40
PRODUCTION TAX	Jun 24				(300.95)	0.00699721	0.00699721		(2.24)
ROYALTY INTEREST	Jun 24		(14,917.84)	0.41	(6,059.32)	0.00699721	0.00699721	(104.38)	(42.40)
PRODUCTION TAX	Jun 24				300.95	0.00699721	0.00699721		2.24
ROYALTY INTEREST	Jun 24		14,917.84	0.41	6,059.32	0.00698540	0.00698540	104.21	42.33
PRODUCTION TAX	Jun 24				(300.95)	0.00698540	0.00698540		(2.24)
ROYALTY INTEREST	May 24		(18,631.24)	0.40	(7,431.60)	0.00699721	0.00699721	(130.37)	(52.00)
PRODUCTION TAX	May 24				319.16	0.00699721	0.00699721		2.47
ROYALTY INTEREST	May 24		18,631.24	0.40	7,431.60	0.00698540	0.00698540	130.15	51.91
PRODUCTION TAX	May 24				(319.16)	0.00698540	0.00698540		(2.47)
ROYALTY INTEREST	Apr 24		(3,613.84)	0.45	(1,609.62)	0.00699721	0.00699721	(25.29)	(11.26)
PRODUCTION TAX	Apr 24				55.52	0.00699721	0.00699721		0.46
ROYALTY INTEREST	Apr 24		3,613.84	0.45	1,609.62	0.00698540	0.00698540	25.24	11.24
PRODUCTION TAX	Apr 24				(55.52)	0.00698540	0.00698540		(0.46)
ROYALTY INTEREST	Mar 24		(18,381.49)	0.43	(7,963.47)	0.00699721	0.00699721	(128.62)	(55.72)
PRODUCTION TAX	Mar 24				283.18	0.00699721	0.00699721		2.33
ROYALTY INTEREST	Mar 24		18,381.49	0.43	7,963.47	0.00698540	0.00698540	128.40	55.63
PRODUCTION TAX	Mar 24				(283.18)	0.00698540	0.00698540		(2.32)
Total PLANT PRODUCTS								103.72	39.90
Total Property									2,533.14

—



Revenue Statement

Owner

—
—
—
—

Operator

BAYTEX ENERGY USA, INC.
HOUSTON OFFICE
16285 PARK TEN PLACE, STE 500
HOUSTON, TX 77084
713-722-6696
usa.owner@baytexenergy.com

Check

Check Number	4000205133
Check Amount	—
Check Date	August 27, 2024
Check Type	ACH

Copyright Notice

© 2024 Enverus. All rights reserved. Unauthorized use prohibited.

Data, reports, user interface, software and other content which is accessed by users through EnergyLink constitutes copyright protected content owned by Enverus. Any unauthorized copying, scraping, downloading, retransmission, redistribution, reproduction, republishing or other duplication or modification of copyright protected content is a violation of Canadian and US federal copyright laws and may be subject to legal action. Other than downloading of PDF copies of processed invoices for use in an unmodified format by authorized users, no one has permission to copy, scrape, download, retransmit, redistribute, reproduce, republish, duplicate, modify or make public for commercial use this copyright protected content, in any form, without the express written permission of Enverus.



EnergyLink can provide this data in Excel, CDEX, or any other requested format.
Visit <https://app.energylink.com/Features> to find out more information or call EnergyLink Support at 1-888-573-3364.



Type		Production Date	Property Values				Owner Share			
			BTU	Volume	Price	Value	Owner Interest	Distribution Interest	Volume	Value
Property: 204763.01		WAVELLITE B 2H								
DRIP CONDENSATE										
	ROYALTY INTEREST	Jun 24		0.68	70.87	48.19	0.00760358	0.00760358	0.01	0.37
	PRODUCTION TAX	Jun 24				(2.22)	0.00760358	0.00760358		(0.02)
	ROYALTY INTEREST	Jun 24		(0.68)	70.87	(48.19)	0.00760358	0.00760358	(0.01)	(0.37)
	PRODUCTION TAX	Jun 24				2.22	0.00760358	0.00760358		0.02
	ROYALTY INTEREST	Jun 24		0.68	70.87	48.19	0.00760358	0.00760358	0.01	0.37
	PRODUCTION TAX	Jun 24				(2.22)	0.00760358	0.00760358		(0.02)
	ROYALTY INTEREST	Mar 24		(10.02)	71.85	(719.94)	0.00760358	0.00760358	(0.08)	(5.47)
	PRODUCTION TAX	Mar 24				33.12	0.00760358	0.00760358		0.25
	ROYALTY INTEREST	Mar 24		10.02	71.85	719.94	0.00759074	0.00759074	0.08	5.46
	PRODUCTION TAX	Mar 24				(33.12)	0.00759074	0.00759074		(0.25)
		Total DRIP CONDENSATE							0.01	0.34
GAS										
	ROYALTY INTEREST	Jun 24	1.0382	427.00	2.06	879.05	0.00760358	0.00760358	3.25	6.68
	ROYALTY INTEREST	Jun 24	1.0382	(427.00)	2.06	(879.05)	0.00760358	0.00760358	(3.25)	(6.68)
	ROYALTY INTEREST	Jun 24	1.0382	427.00	2.06	879.05	0.00760358	0.00760358	3.25	6.68
	ROYALTY INTEREST	Jun 24	1.0382	(427.00)	2.06	(879.05)	0.00760358	0.00760358	(3.25)	(6.68)
	ROYALTY INTEREST	Jun 24	1.0382	427.00	2.06	879.05	0.00759074	0.00759074	3.24	6.67
	ROYALTY INTEREST	May 24	1.0386	(427.00)	1.68	(716.70)	0.00760358	0.00760358	(3.25)	(5.45)
	ROYALTY INTEREST	May 24	1.0386	427.00	1.68	716.70	0.00759074	0.00759074	3.24	5.44

Represented Unit of Measure: Gas = MCFs, Plant Products = GALs, Oil = BBLs

Generated on Wednesday, September 11, 2024 1:53 PM

© 2024 Enverus. All rights reserved. Unauthorized use prohibited.

		Production Date	Property Values				Owner Share			
Type			BTU	Volume	Price	Value	Owner Interest	Distribution Interest	Volume	Value
ROYALTY INTEREST		Mar 24	1.0352	(1,103.00)	1.13	(1,244.58)	0.00760358	0.00760358	(8.39)	(9.46)
SEVERANCE TAX		Mar 24				0.79	0.00760358	0.00760358		0.01
ROYALTY INTEREST		Mar 24	1.0352	1,103.00	1.13	1,244.58	0.00759074	0.00759074	8.37	9.45
SEVERANCE TAX		Mar 24				(0.79)	0.00759074	0.00759074		(0.01)
Total GAS									3.21	6.65
OIL										
ROYALTY INTEREST		Jun 24		1,494.58	77.81	116,298.13	0.00760358	0.00760358	11.36	884.28
SEVERANCE TAX		Jun 24				(9.34)	0.00760358	0.00760358		(0.07)
PRODUCTION TAX		Jun 24				(5,343.33)	0.00760358	0.00760358		(40.63)
ROYALTY INTEREST		Jun 24		(1,494.58)	77.81	(116,298.13)	0.00760358	0.00760358	(11.36)	(884.28)
SEVERANCE TAX		Jun 24				9.34	0.00760358	0.00760358		0.07
PRODUCTION TAX		Jun 24				5,343.33	0.00760358	0.00760358		40.63
ROYALTY INTEREST		Jun 24		1,494.58	77.81	116,298.13	0.00759074	0.00759074	11.34	882.79
PRODUCTION TAX		Jun 24				(5,343.33)	0.00759074	0.00759074		(40.56)
SEVERANCE TAX		Jun 24				(9.34)	0.00759074	0.00759074		(0.07)
ROYALTY INTEREST		May 24		(3,216.99)	78.18	(251,514.02)	0.00760358	0.00760358	(24.46)	(1,912.41)
SEVERANCE TAX		May 24				20.11	0.00760358	0.00760358		0.15
PRODUCTION TAX		May 24				11,554.69	0.00760358	0.00760358		87.86
ROYALTY INTEREST		May 24		3,216.99	78.18	251,514.02	0.00759074	0.00759074	24.42	1,909.18
PRODUCTION TAX		May 24				(11,554.69)	0.00759074	0.00759074		(87.71)
SEVERANCE TAX		May 24				(20.11)	0.00759074	0.00759074		(0.15)
ROYALTY INTEREST		Apr 24		(695.12)	83.28	(57,890.64)	0.00760358	0.00760358	(5.29)	(440.18)
SEVERANCE TAX		Apr 24				4.34	0.00760358	0.00760358		0.03
PRODUCTION TAX		Apr 24				2,659.40	0.00760358	0.00760358		20.22
ROYALTY INTEREST		Apr 24		695.12	83.28	57,890.64	0.00759074	0.00759074	5.28	439.43
PRODUCTION TAX		Apr 24				(2,659.40)	0.00759074	0.00759074		(20.19)
SEVERANCE TAX		Apr 24				(4.34)	0.00759074	0.00759074		(0.03)
ROYALTY INTEREST		Mar 24		(1,682.25)	79.32	(133,435.94)	0.00760358	0.00760358	(12.79)	(1,014.59)
SEVERANCE TAX		Mar 24				10.51	0.00760358	0.00760358		0.08
PRODUCTION TAX		Mar 24				6,126.75	0.00760358	0.00760358		46.59
ROYALTY INTEREST		Mar 24		1,682.25	79.32	133,435.94	0.00759074	0.00759074	12.77	1,012.88
SEVERANCE TAX		Mar 24				(10.51)	0.00759074	0.00759074		(0.08)
PRODUCTION TAX		Mar 24				(6,126.75)	0.00759074	0.00759074		(46.51)
Total OIL									11.27	836.73
PLANT PRODUCTS										
ROYALTY INTEREST		Jun 24		4,450.92	0.40	1,761.58	0.00760358	0.00760358	33.84	13.39
PRODUCTION TAX		Jun 24				(88.66)	0.00760358	0.00760358		(0.72)
ROYALTY INTEREST		Jun 24		(4,450.92)	0.40	(1,761.58)	0.00760358	0.00760358	(33.84)	(13.39)
PRODUCTION TAX		Jun 24				88.66	0.00760358	0.00760358		0.72
ROYALTY INTEREST		Jun 24		4,450.92	0.40	1,761.58	0.00760358	0.00760358	33.84	13.39
PRODUCTION TAX		Jun 24				(88.46)	0.00760358	0.00760358		(0.71)
ROYALTY INTEREST		Jun 24		(4,450.92)	0.40	(1,761.58)	0.00760358	0.00760358	(33.84)	(13.39)
PRODUCTION TAX		Jun 24				88.46	0.00760358	0.00760358		0.71
ROYALTY INTEREST		Jun 24		4,450.92	0.40	1,761.58	0.00759074	0.00759074	33.79	13.37

Represented Unit of Measure: Gas = MCFs, Plant Products = GALs, Oil = BBLs

Generated on Wednesday, September 11, 2024 1:53 PM

© 2024 Enverus. All rights reserved. Unauthorized use prohibited.

Type	Production Date	Property Values				Owner Share			
		BTU	Volume	Price	Value	Owner Interest	Distribution Interest	Volume	Value
PRODUCTION TAX	Jun 24				(88.46)	0.00759074	0.00759074		(0.71)
ROYALTY INTEREST	May 24		(4,531.12)	0.38	(1,733.56)	0.00760358	0.00760358	(34.45)	(13.18)
PRODUCTION TAX	May 24				74.17	0.00760358	0.00760358		0.62
ROYALTY INTEREST	May 24		4,531.12	0.38	1,733.56	0.00759074	0.00759074	34.39	13.16
PRODUCTION TAX	May 24				(74.17)	0.00759074	0.00759074		(0.62)
ROYALTY INTEREST	Apr 24		(1,971.09)	0.42	(827.66)	0.00760358	0.00760358	(14.99)	(6.29)
PRODUCTION TAX	Apr 24				27.17	0.00760358	0.00760358		0.25
ROYALTY INTEREST	Apr 24		1,971.09	0.42	827.66	0.00759074	0.00759074	14.96	6.28
PRODUCTION TAX	Apr 24				(27.17)	0.00759074	0.00759074		(0.25)
ROYALTY INTEREST	Mar 24		(11,106.96)	0.41	(4,544.21)	0.00760358	0.00760358	(84.45)	(34.55)
PRODUCTION TAX	Mar 24				154.59	0.00760358	0.00760358		1.40
ROYALTY INTEREST	Mar 24		11,106.96	0.41	4,544.21	0.00759074	0.00759074	84.31	34.49
PRODUCTION TAX	Mar 24				(154.59)	0.00759074	0.00759074		(1.39)
Total PLANT PRODUCTS								33.56	12.58
Total Property									856.30

—



Revenue Statement

Owner

—
—
—
—

Operator

BAYTEX ENERGY USA, INC.
HOUSTON OFFICE
16285 PARK TEN PLACE, STE 500
HOUSTON, TX 77084
713-722-6696
usa.owner@baytexenergy.com

Check

Check Number 4000205133
Check Amount —
Check Date August 27, 2024
Check Type ACH

Copyright Notice

© 2024 Enverus. All rights reserved. Unauthorized use prohibited.

Data, reports, user interface, software and other content which is accessed by users through EnergyLink constitutes copyright protected content owned by Enverus. Any unauthorized copying, scraping, downloading, retransmission, redistribution, reproduction, republishing or other duplication or modification of copyright protected content is a violation of Canadian and US federal copyright laws and may be subject to legal action. Other than downloading of PDF copies of processed invoices for use in an unmodified format by authorized users, no one has permission to copy, scrape, download, retransmit, redistribute, reproduce, republish, duplicate, modify or make public for commercial use this copyright protected content, in any form, without the express written permission of Enverus.



EnergyLink can provide this data in Excel, CDEX, or any other requested format.
Visit <https://app.energylink.com/Features> to find out more information or call EnergyLink Support at 1-888-573-3364.



			Property Values				Owner Share			
			BTU	Volume	Price	Value	Owner Interest	Distribution Interest	Volume	Value
Property:	Type	Production Date								
205866.01			WAVELLITE C 3H							
DRIP CONDENSATE										
	ROYALTY INTEREST	Jun 24		0.76	70.87	53.86	0.00727972	0.00727972	0.01	0.39
	PRODUCTION TAX	Jun 24				(2.48)	0.00727972	0.00727972		(0.02)
	ROYALTY INTEREST	Jun 24		(0.76)	70.87	(53.86)	0.00727972	0.00727972	(0.01)	(0.39)
	PRODUCTION TAX	Jun 24				2.48	0.00727972	0.00727972		0.02
	ROYALTY INTEREST	Jun 24		0.76	70.87	53.86	0.00727972	0.00727972	0.01	0.39
	PRODUCTION TAX	Jun 24				(2.48)	0.00727972	0.00727972		(0.02)
	ROYALTY INTEREST	Mar 24		(13.64)	71.85	(980.04)	0.00727972	0.00727972	(0.10)	(7.13)
	PRODUCTION TAX	Mar 24				45.08	0.00727972	0.00727972		0.33
	ROYALTY INTEREST	Mar 24		13.64	71.85	980.04	0.00726743	0.00726743	0.10	7.12
	PRODUCTION TAX	Mar 24				(45.08)	0.00726743	0.00726743		(0.33)
							Total DRIP CONDENSATE		0.01	0.36
GAS										
	ROYALTY INTEREST	Jun 24	1.0393	457.00	2.06	941.78	0.00727972	0.00727972	3.33	6.86
	ROYALTY INTEREST	Jun 24	1.0393	(457.00)	2.06	(941.78)	0.00727972	0.00727972	(3.33)	(6.86)
	ROYALTY INTEREST	Jun 24	1.0393	457.00	2.06	941.78	0.00727972	0.00727972	3.33	6.86
	ROYALTY INTEREST	Jun 24	1.0393	(457.00)	2.06	(941.78)	0.00727972	0.00727972	(3.33)	(6.86)
	ROYALTY INTEREST	Jun 24	1.0393	457.00	2.06	941.78	0.00726743	0.00726743	3.32	6.84
	ROYALTY INTEREST	May 24	1.0384	(424.00)	1.68	(711.53)	0.00727972	0.00727972	(3.09)	(5.18)
	ROYALTY INTEREST	May 24	1.0384	424.00	1.68	711.53	0.00726743	0.00726743	3.08	5.17

Represented Unit of Measure: Gas = MCFs, Plant Products = GALs, Oil = BBLs

Generated on Wednesday, September 11, 2024 1:53 PM

© 2024 Enverus. All rights reserved. Unauthorized use prohibited.

		Production Date	Property Values				Owner Share			
Type			BTU	Volume	Price	Value	Owner Interest	Distribution Interest	Volume	Value
	ROYALTY INTEREST	Mar 24	1.0355	(1,575.00)	1.13	(1,777.64)	0.00727972	0.00727972	(11.47)	(12.94)
	SEVERANCE TAX	Mar 24				1.13	0.00727972	0.00727972		0.01
	ROYALTY INTEREST	Mar 24	1.0355	1,575.00	1.13	1,777.64	0.00726743	0.00726743	11.45	12.92
	SEVERANCE TAX	Mar 24				(1.13)	0.00726743	0.00726743		(0.01)
							Total GAS		3.29	6.81
OIL										
	ROYALTY INTEREST	Jun 24		3,038.60	77.81	236,443.35	0.00727972	0.00727972	22.12	1,721.24
	PRODUCTION TAX	Jun 24				(10,863.41)	0.00727972	0.00727972		(79.08)
	SEVERANCE TAX	Jun 24				(18.99)	0.00727972	0.00727972		(0.14)
	ROYALTY INTEREST	Jun 24		(3,038.60)	77.81	(236,443.35)	0.00727972	0.00727972	(22.12)	(1,721.24)
	PRODUCTION TAX	Jun 24				10,863.41	0.00727972	0.00727972		79.08
	SEVERANCE TAX	Jun 24				18.99	0.00727972	0.00727972		0.14
	ROYALTY INTEREST	Jun 24		3,038.60	77.81	236,443.35	0.00726743	0.00726743	22.08	1,718.34
	PRODUCTION TAX	Jun 24				(10,863.41)	0.00726743	0.00726743		(78.95)
	SEVERANCE TAX	Jun 24				(18.99)	0.00726743	0.00726743		(0.14)
	ROYALTY INTEREST	May 24		(13,714.35)	78.18	(1,072,229.40)	0.00727972	0.00727972	(99.84)	(7,805.53)
	SEVERANCE TAX	May 24				85.71	0.00727972	0.00727972		0.62
	PRODUCTION TAX	May 24				49,258.81	0.00727972	0.00727972		358.59
	ROYALTY INTEREST	May 24		13,714.35	78.18	1,072,229.40	0.00726743	0.00726743	99.67	7,792.35
	PRODUCTION TAX	May 24				(49,258.81)	0.00726743	0.00726743		(357.98)
	SEVERANCE TAX	May 24				(85.71)	0.00726743	0.00726743		(0.62)
	ROYALTY INTEREST	Apr 24		(541.30)	83.28	(45,080.28)	0.00727972	0.00727972	(3.94)	(328.17)
	PRODUCTION TAX	Apr 24				2,070.91	0.00727972	0.00727972		15.08
	SEVERANCE TAX	Apr 24				3.38	0.00727972	0.00727972		0.02
	ROYALTY INTEREST	Apr 24		541.30	83.28	45,080.28	0.00726743	0.00726743	3.93	327.62
	PRODUCTION TAX	Apr 24				(2,070.91)	0.00726743	0.00726743		(15.05)
	SEVERANCE TAX	Apr 24				(3.38)	0.00726743	0.00726743		(0.02)
	ROYALTY INTEREST	Mar 24		(3,235.54)	79.32	(256,642.79)	0.00727972	0.00727972	(23.55)	(1,868.29)
	PRODUCTION TAX	Mar 24				11,783.83	0.00727972	0.00727972		85.78
	SEVERANCE TAX	Mar 24				20.22	0.00727972	0.00727972		0.15
	ROYALTY INTEREST	Mar 24		3,235.54	79.32	256,642.79	0.00726743	0.00726743	23.51	1,865.13
	PRODUCTION TAX	Mar 24				(11,783.83)	0.00726743	0.00726743		(85.64)
	SEVERANCE TAX	Mar 24				(20.22)	0.00726743	0.00726743		(0.15)
							Total OIL		21.86	1,623.14
PLANT PRODUCTS										
	ROYALTY INTEREST	Jun 24		4,351.36	0.41	1,802.84	0.00727972	0.00727972	31.68	13.12
	PRODUCTION TAX	Jun 24				(90.32)	0.00727972	0.00727972		(0.70)
	ROYALTY INTEREST	Jun 24		(4,351.36)	0.41	(1,802.84)	0.00727972	0.00727972	(31.68)	(13.12)
	PRODUCTION TAX	Jun 24				90.32	0.00727972	0.00727972		0.70
	ROYALTY INTEREST	Jun 24		4,351.36	0.41	1,802.84	0.00727972	0.00727972	31.68	13.12
	PRODUCTION TAX	Jun 24				(90.11)	0.00727972	0.00727972		(0.70)
	ROYALTY INTEREST	Jun 24		(4,351.36)	0.41	(1,802.84)	0.00727972	0.00727972	(31.68)	(13.12)
	PRODUCTION TAX	Jun 24				90.11	0.00727972	0.00727972		0.70
	ROYALTY INTEREST	Jun 24		4,351.36	0.41	1,802.84	0.00726743	0.00726743	31.62	13.10

Type	Production Date	Property Values				Owner Share			
		BTU	Volume	Price	Value	Owner Interest	Distribution Interest	Volume	Value
PRODUCTION TAX	Jun 24				(90.11)	0.00726743	0.00726743		(0.70)
ROYALTY INTEREST	May 24		(4,098.98)	0.40	(1,645.33)	0.00727972	0.00727972	(29.84)	(11.98)
PRODUCTION TAX	May 24				69.57	0.00727972	0.00727972		0.56
ROYALTY INTEREST	May 24		4,098.98	0.40	1,645.33	0.00726743	0.00726743	29.79	11.96
PRODUCTION TAX	May 24				(69.57)	0.00726743	0.00726743		(0.56)
ROYALTY INTEREST	Apr 24		(958.65)	0.44	(421.63)	0.00727972	0.00727972	(6.98)	(3.07)
PRODUCTION TAX	Apr 24				13.33	0.00727972	0.00727972		0.12
ROYALTY INTEREST	Apr 24		958.65	0.44	421.63	0.00726743	0.00726743	6.97	3.06
PRODUCTION TAX	Apr 24				(13.33)	0.00726743	0.00726743		(0.12)
ROYALTY INTEREST	Mar 24		(14,393.79)	0.43	(6,159.40)	0.00727972	0.00727972	(104.78)	(44.84)
PRODUCTION TAX	Mar 24				201.37	0.00727972	0.00727972		1.77
ROYALTY INTEREST	Mar 24		14,393.79	0.43	6,159.40	0.00726743	0.00726743	104.61	44.76
PRODUCTION TAX	Mar 24				(201.37)	0.00726743	0.00726743		(1.77)
Total PLANT PRODUCTS								31.39	12.29
Total Property									1,642.60

—



Revenue Statement

Owner

—
—
—
—

Operator

BAYTEX ENERGY USA, INC.
HOUSTON OFFICE
16285 PARK TEN PLACE, STE 500
HOUSTON, TX 77084
713-722-6696
usa.owner@baytexenergy.com

Check

Check Number	4000205133
Check Amount	—
Check Date	August 27, 2024
Check Type	ACH

Copyright Notice

© 2024 Enverus. All rights reserved. Unauthorized use prohibited.

Data, reports, user interface, software and other content which is accessed by users through EnergyLink constitutes copyright protected content owned by Enverus. Any unauthorized copying, scraping, downloading, retransmission, redistribution, reproduction, republishing or other duplication or modification of copyright protected content is a violation of Canadian and US federal copyright laws and may be subject to legal action. Other than downloading of PDF copies of processed invoices for use in an unmodified format by authorized users, no one has permission to copy, scrape, download, retransmit, redistribute, reproduce, republish, duplicate, modify or make public for commercial use this copyright protected content, in any form, without the express written permission of Enverus.



EnergyLink can provide this data in Excel, CDEX, or any other requested format.
Visit <https://app.energylink.com/Features> to find out more information or call EnergyLink Support at 1-888-573-3364.



Type		Production Date	Property Values				Owner Share			
			BTU	Volume	Price	Value	Owner Interest	Distribution Interest	Volume	Value
Property: 207587.01		PLUTO A 1H								
DRIP CONDENSATE										
	ROYALTY INTEREST	Jun 24		13.53	70.87	958.86	0.00441137	0.00441137	0.06	4.23
	PRODUCTION TAX	Jun 24				(44.11)	0.00441137	0.00441137		(0.19)
	ROYALTY INTEREST	May 24		7.46	71.40	532.66	0.00441137	0.00441137	0.03	2.35
	PRODUCTION TAX	May 24				(24.50)	0.00441137	0.00441137		(0.11)
		Total DRIP CONDENSATE							0.09	6.28
GAS										
	ROYALTY INTEREST	Jun 24	0.7725	8,647.00	1.53	13,246.01	0.00441137	0.00441137	38.15	58.43
	PRODUCTION TAX	Jun 24				0.00	0.00441137	0.00441137		(0.20)
	SEVERANCE TAX	Jun 24				(6.28)	0.00441137	0.00441137		(0.03)
	ROYALTY INTEREST	May 24	0.5264	2,106.00	0.85	1,791.76	0.00441137	0.00441137	9.29	7.90
	SEVERANCE TAX	May 24				(1.55)	0.00441137	0.00441137		(0.01)
	PRODUCTION TAX	May 24				0.00	0.00441137	0.00441137		(0.01)
		Total GAS							47.44	66.08
OIL										
	ROYALTY INTEREST	Jun 24		23,947.62	77.81	1,863,442.21	0.00441137	0.00441137	105.64	8,220.33
	SEVERANCE TAX	Jun 24				(149.67)	0.00441137	0.00441137		(0.66)
	PRODUCTION TAX	Jun 24				(85,616.02)	0.00441137	0.00441137		(377.68)
		Total OIL							105.64	7,841.99
PLANT PRODUCTS										

Represented Unit of Measure: Gas = MCFs, Plant Products = GALs, Oil = BBLs

Generated on Wednesday, September 11, 2024 1:53 PM

© 2024 Enverus. All rights reserved. Unauthorized use prohibited.

Type	Production Date	Property Values				Owner Share			
		BTU	Volume	Price	Value	Owner Interest	Distribution Interest	Volume	Value
ROYALTY INTEREST	Jun 24		141,390.61	0.59	83,887.85	0.00441137	0.00441137	623.73	370.06
PRODUCTION TAX	Jun 24				(5,128.18)	0.00441137	0.00441137		(23.19)
ROYALTY INTEREST	May 24		49,203.80	0.58	28,526.67	0.00441137	0.00441137	217.06	125.84
PRODUCTION TAX	May 24				(1,752.41)	0.00441137	0.00441137		(7.91)
Total PLANT PRODUCTS								840.79	464.80
Total Property									8,379.15

—



Revenue Statement

Owner

—
—
—
—

Operator

BAYTEX ENERGY USA, INC.
HOUSTON OFFICE
16285 PARK TEN PLACE, STE 500
HOUSTON, TX 77084
713-722-6696
usa.owner@baytexenergy.com

Check

Check Number	4000205133
Check Amount	—
Check Date	August 27, 2024
Check Type	ACH

Copyright Notice

© 2024 Enverus. All rights reserved. Unauthorized use prohibited.

Data, reports, user interface, software and other content which is accessed by users through EnergyLink constitutes copyright protected content owned by Enverus. Any unauthorized copying, scraping, downloading, retransmission, redistribution, reproduction, republishing or other duplication or modification of copyright protected content is a violation of Canadian and US federal copyright laws and may be subject to legal action. Other than downloading of PDF copies of processed invoices for use in an unmodified format by authorized users, no one has permission to copy, scrape, download, retransmit, redistribute, reproduce, republish, duplicate, modify or make public for commercial use this copyright protected content, in any form, without the express written permission of Enverus.



EnergyLink can provide this data in Excel, CDEX, or any other requested format.
Visit <https://app.energylink.com/Features> to find out more information or call EnergyLink Support at 1-888-573-3364.



Type		Production Date	Property Values				Owner Share			
			BTU	Volume	Price	Value	Owner Interest	Distribution Interest	Volume	Value
Property: 207588.01		PLUTO B 2H								
DRIP CONDENSATE										
	ROYALTY INTEREST	Jun 24		20.87	70.87	1,479.04	0.00333844	0.00333844	0.07	4.94
	PRODUCTION TAX	Jun 24				(68.04)	0.00333844	0.00333844		(0.23)
	ROYALTY INTEREST	May 24		11.73	71.40	837.55	0.00333844	0.00333844	0.04	2.80
	PRODUCTION TAX	May 24				(38.53)	0.00333844	0.00333844		(0.13)
							Total DRIP CONDENSATE		0.11	7.38
GAS										
	ROYALTY INTEREST	Jun 24	0.7726	13,340.00	1.53	20,437.04	0.00333844	0.00333844	44.53	68.23
	PRODUCTION TAX	Jun 24				0.00	0.00333844	0.00333844		(0.24)
	SEVERANCE TAX	Jun 24				(9.68)	0.00333844	0.00333844		(0.03)
	ROYALTY INTEREST	May 24	0.5264	3,311.00	0.85	2,816.92	0.00333844	0.00333844	11.05	9.40
	SEVERANCE TAX	May 24				(2.44)	0.00333844	0.00333844		(0.01)
	PRODUCTION TAX	May 24				0.00	0.00333844	0.00333844		(0.01)
							Total GAS		55.58	77.34
OIL										
	ROYALTY INTEREST	Jun 24		35,809.97	77.81	2,786,490.26	0.00333844	0.00333844	119.55	9,302.53
	PRODUCTION TAX	Jun 24				(128,025.55)	0.00333844	0.00333844		(427.41)
	SEVERANCE TAX	Jun 24				(223.81)	0.00333844	0.00333844		(0.75)
							Total OIL		119.55	8,874.37
PLANT PRODUCTS										

Represented Unit of Measure: Gas = MCFs, Plant Products = GALs, Oil = BBLs

Generated on Wednesday, September 11, 2024 1:53 PM

© 2024 Enverus. All rights reserved. Unauthorized use prohibited.

Type	Production Date	Property Values				Owner Share			
		BTU	Volume	Price	Value	Owner Interest	Distribution Interest	Volume	Value
ROYALTY INTEREST	Jun 24		218,149.17	0.59	129,429.13	0.00333844	0.00333844	728.28	432.09
PRODUCTION TAX	Jun 24				(7,912.65)	0.00333844	0.00333844		(27.08)
ROYALTY INTEREST	May 24		77,356.28	0.58	44,848.52	0.00333844	0.00333844	258.25	149.72
PRODUCTION TAX	May 24				(2,754.55)	0.00333844	0.00333844		(9.41)
Total PLANT PRODUCTS								986.53	545.32
Total Property									9,504.41

—



Production





H & H UNIT

Lease #: 420211085

Lease and Production Information

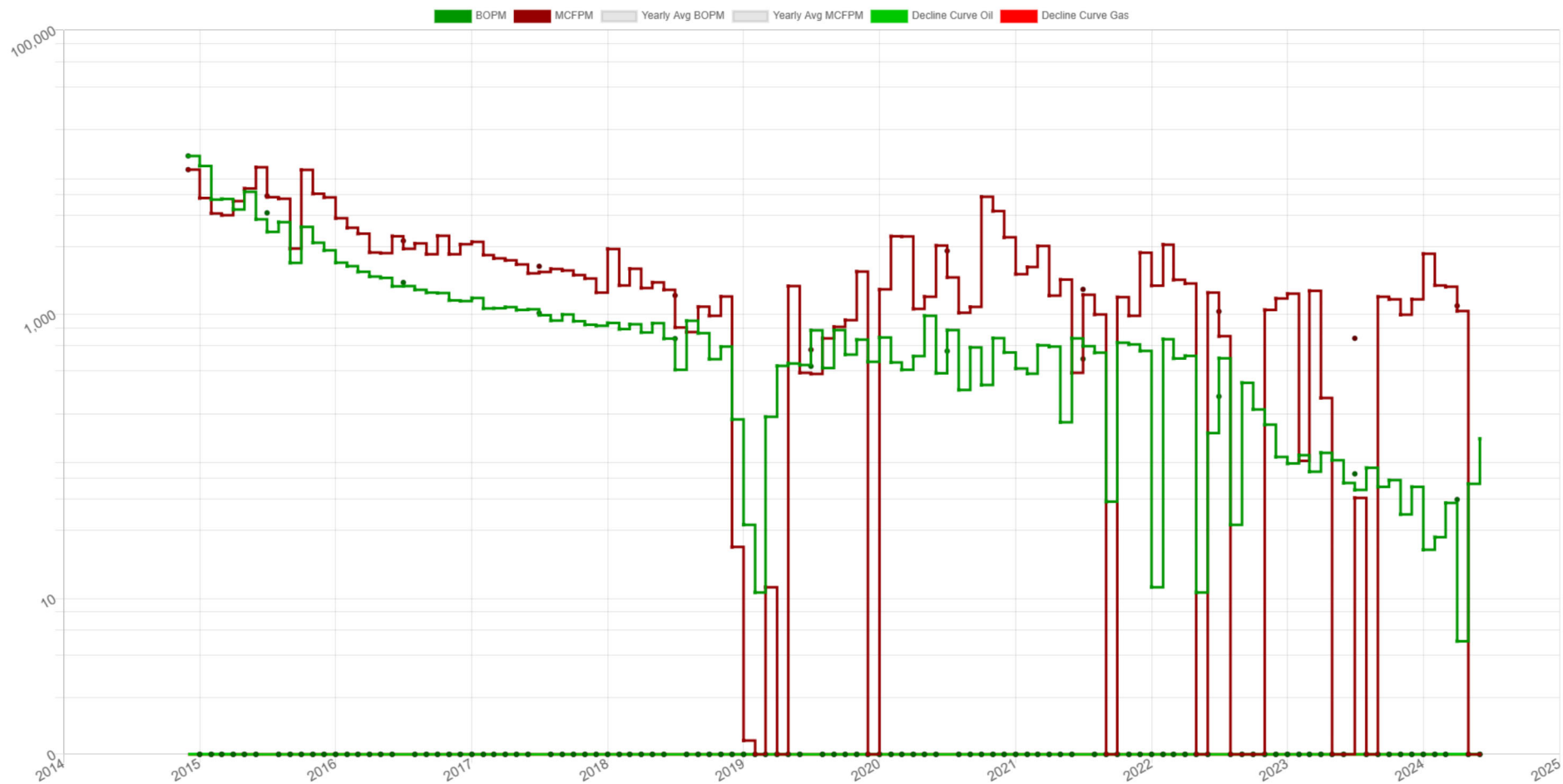
State	County	Operator				
TX	Lavaca	BAYTEX ENERGY USA, INC.				
Location		Meridan	Quarter Call	Formation	Horizontal	Production Months
API: 42-285-33815 { Survey: LEWIS, M · Abstract: 289 }		42		EAGLEVILLE (EAGLE FORD-2)	Yes	115
		Oil		Gas		
First Prod Date		2014-12-01		2014-12-01		
Last Sale		2024-06-01		2024-04-01		
Daily Rate		4.29		34.03		
MoM Change		69		-508		
YoY Change		-1200		4109		
Cumulative		137607		260058		

Production Snapshot

Month	BOPM	MCFPM
07-2023	58	51
08-2023	83	
09-2023	61	1329
10-2023	68	1275
11-2023	39	993
12-2023	61	1276
01-2024	22	2671
02-2024	27	1598
03-2024	47	1563
04-2024	5	1055
05-2024	64	
06-2024	133	
Average	56	1312

Annual Averages

Year	Avg BOPM	Avg MCFPM
2020	551	2796
2021	486	1499
2022	264	1048
2023	75	678
2024	50	1148





H & H UNIT

Associated Wells

Total Well Count: 1

Well Name	API		Operator			Type	Status
H & H UNIT 1H	4228533815		BAYTEX ENERGY USA INC.			OIL	PRODUCING
Location	Spot		Foot-NS	Foot-EW	Foot-ref	Zone	
Survey: LEWIS, M · Abstract: 289			1827	3042	WEST SOUTH	EAGLEVILLE (EAGLE FORD-2)	
Spud	Completion			First Production			
2014-07-02	2015-04-02						
Elevation	MD	TV-TD	Cmpl-Top	Cmpl-Btm	PBTD	Drill-Dir	Lateral
384		11587					

Prod Csg	csg 1: 13 3/8" @ 1520' w/ 1055 sx cmt toc @ SURF csg 1: 13 3/8" @ 1520' w/ 1055 sx cmt toc @ 0 csg 2: 9 5/8" @ 8102' w/ 845 sx cmt toc @ 3168 csg 3: 5 1/2" @ 18219' w/ 2215 sx cmt toc @ 5579 tbg 1: 2 3/8" @ 11247'
----------	---



WAVELLITE A

Lease #: 420212510

Lease and Production Information

State	County	Operator				
TX	Lavaca	BAYTEX ENERGY USA, INC.				
Location		Meridan	Quarter Call	Formation	Horizontal	Production Months
API: 42-285-34220 { Survey: BURKET , D · Abstract: 4 }		42		EAGLEVILLE (EAGLE FORD-2)	Yes	23
		Oil		Gas		
First Prod Date		2022-08-01		2022-08-01		
Last Sale		2024-06-01		2024-06-01		
Daily Rate		111.35		83.61		
MoM Change		-15026		-532		
YoY Change		-94093		-96138		
Cumulative		233041		205058		

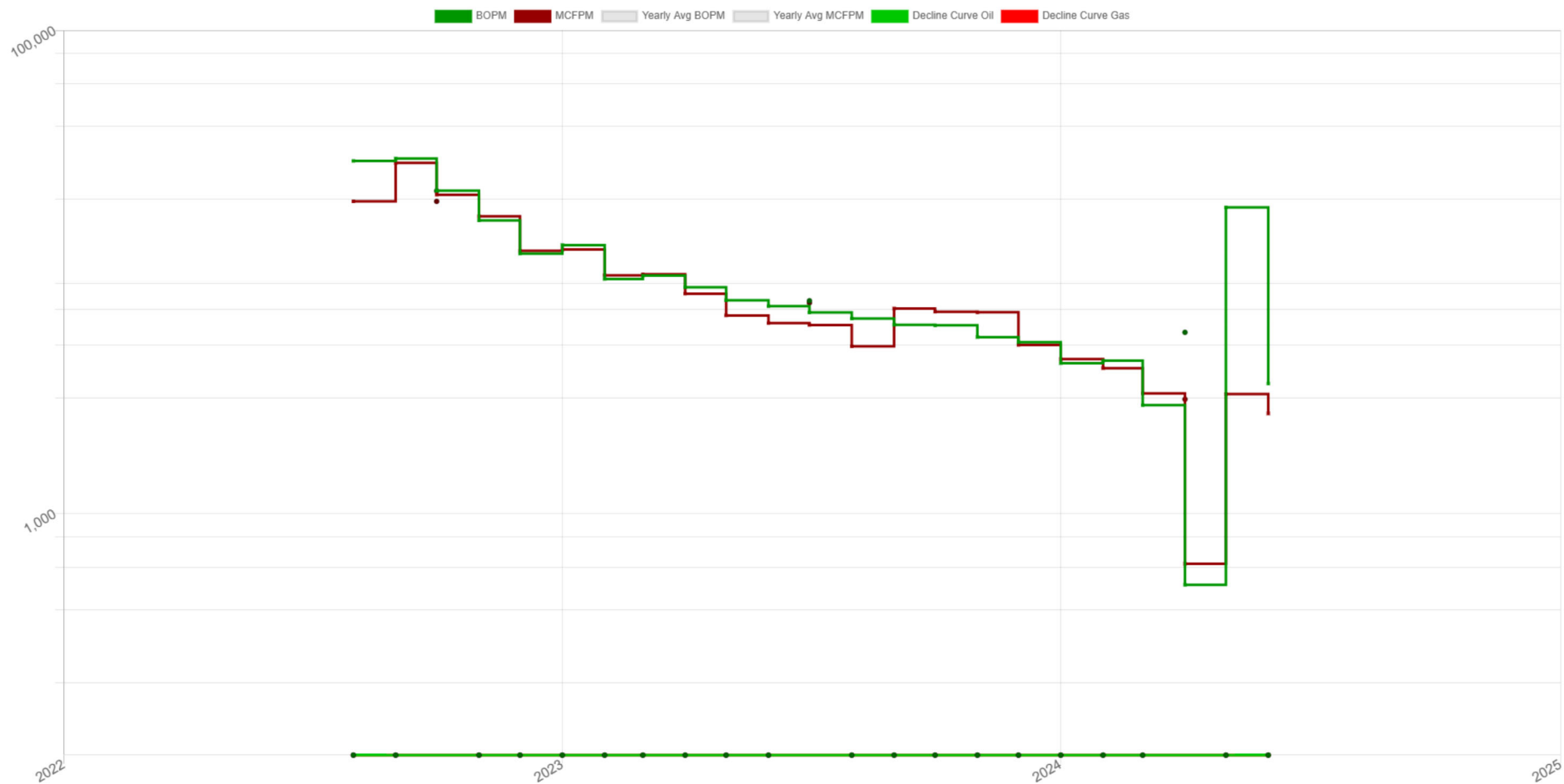
Production Snapshot

Month	BOPM	MCFPM
07-2023	6796	6030
08-2023	6417	4921
09-2023	6038	7058
10-2023	6009	6840
11-2023	5372	6805
12-2023	5115	4985
01-2024	4190	4355
02-2024	4290	3992
03-2024	2810	3139
04-2024	507	619
05-2024	18478	3124
06-2024	3452	2592
Average	5790	4538

Annual Averages

Year	Avg BOPM	Avg MCFPM
2022	21635	19580
2023	7595	7445
2024	5621	2970

WAVELLITE A - Production Plot





Prod Csg	csg 1: 9 5/8" @ 3518' w/ 1086 sx cmt toc @ SURFACE csg 2: 5 1/2" @ 20667' w/ 4009 sx cmt toc @ SURFACE tbg 1: 2 7/8" @ 10170' pkr @ 10170"
----------	--



WAVELLITE B

Lease #: 420212512

Lease and Production Information

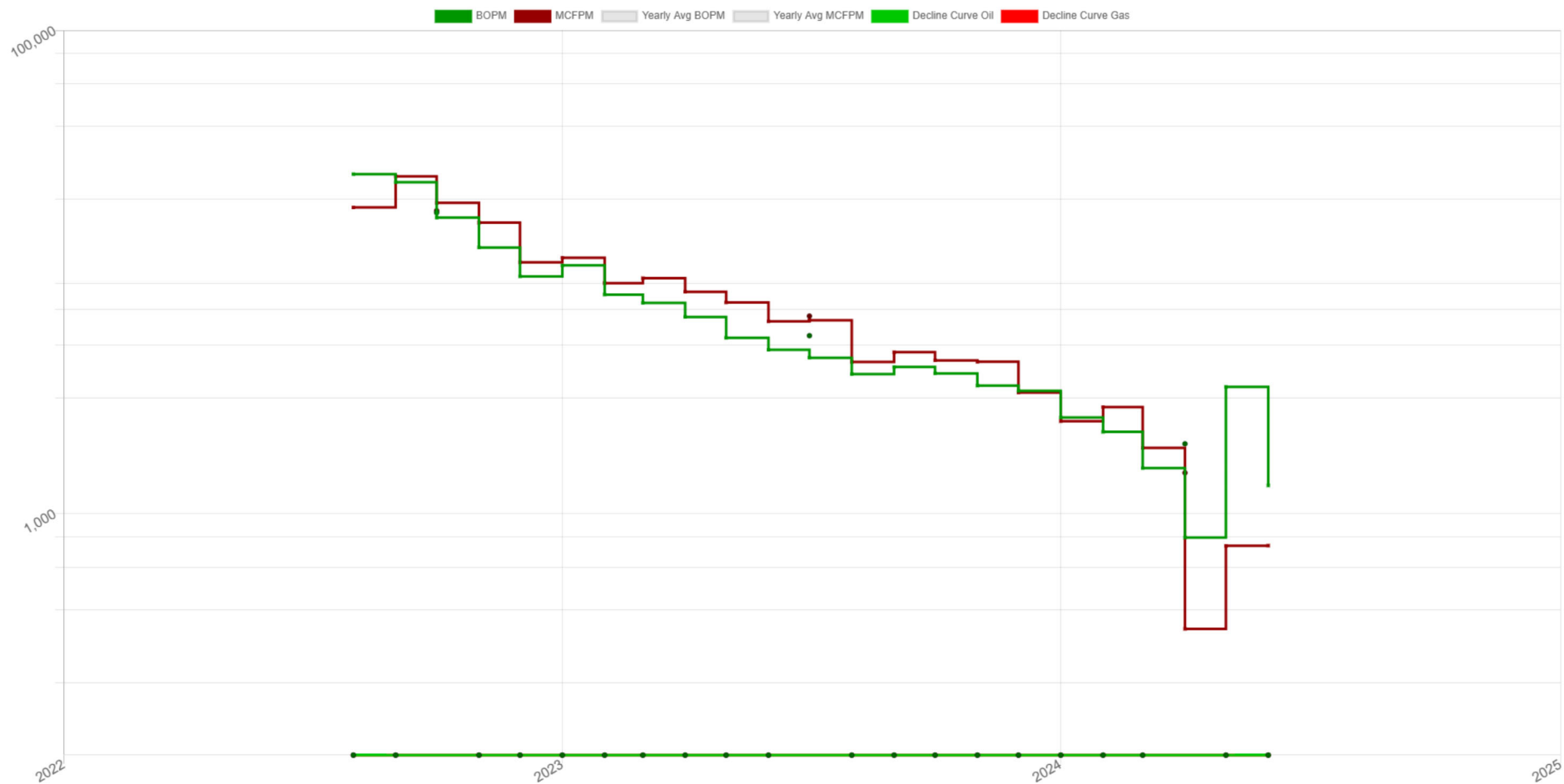
State	County	Operator				
TX	Lavaca	BAYTEX ENERGY USA, INC.				
Location		Meridan	Quarter Call	Formation	Horizontal	Production Months
API: 42-285-34221 { Survey: BURKET , D · Abstract: 4 }		42		EAGLEVILLE (EAGLE FORD-2)	Yes	23
		Oil			Gas	
First Prod Date		2022-08-01		2022-08-01		
Last Sale		2024-06-01		2024-06-01		
Daily Rate		42.13		23.77		
MoM Change		-2039		2		
YoY Change		-96351		-105642		
Cumulative		164919		177172		

Production Snapshot

Month	BOPM	MCFPM
07-2023	4412	6310
08-2023	3774	4240
09-2023	4040	4654
10-2023	3801	4305
11-2023	3381	4248
12-2023	3217	3166
01-2024	2495	2409
02-2024	2177	2758
03-2024	1541	1870
04-2024	795	333
05-2024	3345	735
06-2024	1306	737
Average	2857	2980

Annual Averages

Year	Avg BOPM	Avg MCFPM
2022	17580	17916
2023	5447	6563
2024	1943	1474



Prod Csg	csg 1: 9 5/8" @ 3539' w/ 1087 sx cmt toc @ SURFACE csg 2: 5 1/2" @ 21542' w/ 4202 sx cmt toc @ SURFACE tbg 1: 2 7/8" @ 10704' pkr @ 10704"
----------	--



WAVELLITE C

Lease #: 420212511

Lease and Production Information

State	County	Operator			
TX	Lavaca	BAYTEX ENERGY USA, INC.			
Location	Meridan	Quarter Call	Formation	Horizontal	Production Months
API: 42-285-34222 { Survey: BURKET , D · Abstract: 4 }	42		EAGLEVILLE (EAGLE FORD-2)	Yes	23
	Oil		Gas		
First Prod Date	2022-08-01		2022-08-01		
Last Sale	2024-06-01		2024-06-01		
Daily Rate	60.52		24.81		
MoM Change	-13044		59		
YoY Change	-93674		-103498		
Cumulative	223234		192592		

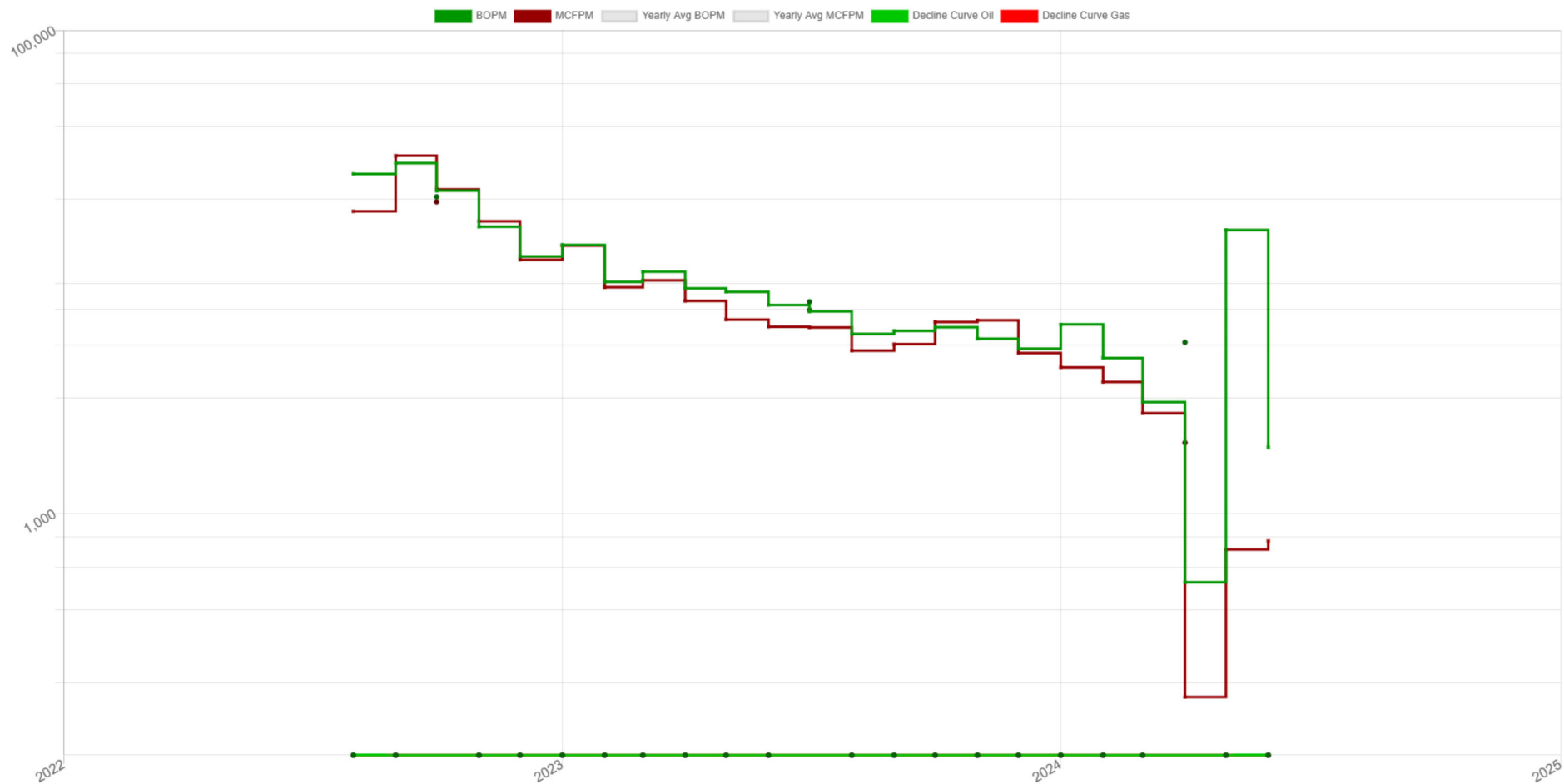
Production Snapshot

Month	BOPM	MCFPM
07-2023	6865	5887
08-2023	5540	4725
09-2023	5699	5022
10-2023	5907	6203
11-2023	5289	6309
12-2023	4813	4619
01-2024	6058	4026
02-2024	4403	3502
03-2024	2891	2601
04-2024	519	174
05-2024	14920	710
06-2024	1876	769
Average	5398	3712

Annual Averages

Year	Avg BOPM	Avg MCFPM
2022	20458	19495
2023	7523	6945
2024	5111	1964

WAVELLITE C - Production Plot



Prod Csg	csg 1: 13 3/8" @ 816' w/ 539 sx cmt toc @ SURFACE csg 2: 9 5/8" @ 8187' w/ 1440 sx cmt toc @ SURFACE csg 3: 5 1/2" @ 22145' w/ 4265 sx cmt toc @ SURFACE tbg 1: 2 7/8" @ 10988' pkr @ 10988"
----------	---



Well Search: Report

 Search Criteria - States: TX Counties: Lavaca Well: fluorite, pluto

Well / API #	Type	Status	Formation	Lease#	Location	Spot	Intent Expires	Spud	Completion	Elev	TV-TD	MD	Horiz
County: Lavaca													
<u>Operator:</u>													
PLUTO C 3H / 4228534280	Permit	Active			Survey: BURKET , D · Abstract: 4		01-2026						Yes
PLUTO B 2H / 4228534279	Permit	Active			Survey: BURKET , D · Abstract: 4		01-2026						Yes
PLUTO A 1H / 4228534278	Permit	Active			Survey: BURKET , D · Abstract: 4		01-2026						Yes
FLUORITE A 1H / 4228534273	Permit	Active			Survey: CHASE, W · Abstract: 9		12-2025						Yes
null - Well Count 4													
<u>Operator: BAYTEX ENERGY USA INC.</u>													
FLUORITE B 2H / 4228534275	O&G	PRODUCING	EAGLEVILLE (EAGLE FORD-2)	420212802	Survey: CHASE, W · Abstract: 9		12-2025	04-2024		399	11,274		Yes
FLUORITE C 3H / 4228534274	O&G	PRODUCING	EAGLEVILLE (EAGLE FORD-2)	420212803	Survey: CHASE, W · Abstract: 9		12-2025	04-2024		399	11,274		Yes
BAYTEX ENERGY USA INC. - Well Count 2													
Lavaca County - Well Count 6													
Total Well Count: 6													



Conveyance Document

Please note the following draft deed/assignment has been prepared by the seller in advance of sale. The successful buyer agrees to accept title to the lots pursuant to said deeds or assignments. Seller shall not be obligated or required to modify or change said deeds or assignments unless a correction is required to properly convey the interests being sold.

NOTICE OF CONFIDENTIALITY RIGHTS: IF YOU ARE A NATURAL PERSON, YOU MAY REMOVE OR STRIKE ANY OR ALL OF THE FOLLOWING INFORMATION FROM ANY INSTRUMENT THAT TRANSFERS AN INTEREST IN REAL PROPERTY BEFORE IT IS FILED FOR RECORD IN THE PUBLIC RECORDS: YOUR SOCIAL SECURITY NUMBER OR YOUR DRIVER'S LICENSE NUMBER.

MINERAL AND ROYALTY DEED

STATE OF TEXAS

§

§

KNOWN ALL MEN BY THESE PRESENTS:

COUNTY OF LAVACA

§

[REDACTED], whose address is [REDACTED] ("Grantor"), for One Hundred Dollars (\$100.00) and other good and valuable consideration, the receipt and sufficiency of which are hereby acknowledged, hereby GRANTS, SELLS, CONVEYS, and ASSIGNS unto

("Grantee"), **12.5% of 100% as of December 1, 2024** of Grantor's right, title, and interest in and to the oil, gas, and mineral interests, royalty interests and other interests in and to those certain lands ("Lands") described below and located in Lavaca County, Texas:

Devon Energy Production Company, LP - H & H Unit, being 651.03 acres, more or less, more specifically described in that certain Designation of Unit, dated effective October 23, 2014, recorded in Volume 666, Page 526, Official Public Records of Lavaca County, Texas, together with any amendments or revisions thereto;

Grantor further excepts from this conveyance and reserves unto Grantor all of Grantor's right, title, and interest in and to any after-acquired title, remainderman and reversionary interests.

This sale is made subject to all prior conveyances of mineral, royalty or wellbore interests of record, if any, and further subject to any rights now existing to any lessee or assigns under any valid and subsisting oil, gas, and mineral lease(s) of record heretofore executed; it being understood and agreed that said Grantee shall have, receive, and enjoy the herein-granted undivided interests in and to all royalties and other benefits which may accrue under the terms of said lease(s) insofar as the lease(s) covers the above-described interests from and after the Effective Date hereof.

Grantor agrees to execute such further assurances as may be necessary or requisite for the full and complete enjoyment of the rights herein granted. Grantor and Grantee agree to execute any Acts of Correction that may be necessary in the event the interests intended to be conveyed are not properly described.

TO HAVE AND TO HOLD the above-described interests and all other rights herein granted, all and singular, the rights and appurtenances thereto belonging or appertaining. The terms, covenants and conditions contained in this Mineral and Royalty Deed shall be binding upon the inure to the benefit of the parties and their respective heirs, successors and assigns.

The interests conveyed herein are conveyed without warranty, express or implied, and all covenants that may arise under common law or the statutory implied covenants contained in Section 5.023 of the Texas Property Code are hereby disclaimed.

Lot _____

EXECUTED on the acknowledgment date below, but **EFFECTIVE** as of **January 1, 2025** (the “Effective Date”) and therefore Grantee is entitled to the interests conveyed hereby on and after the Effective Date, but not before. Notwithstanding the above, all ad valorem taxes and other property taxes attributable to the interests conveyed herein for the 2025 calendar year shall be the sole responsibility of Grantee. Grantee represents to Grantor that Grantee has taken into account the liability for such ad valorem taxes and property taxes in determining the consideration paid herein.

Grantor: _____

DIRECT ACKNOWLEDGEMENT

STATE OF NEW MEXICO
COUNTY OF SANTA FE

This instrument was acknowledged before me on this the _____ of _____, _____, by _____

IN WITNESS HEREOF, I have hereunto set my hand and official seal on the day and year first above written.

SEAL

Signature of Notary

Name of Notary

Lot _____